

ECN/PCN No.: 5206

For Manufacturer			
Product Description: Ceramic Resonator	Abracon Part Number / Part Series: AWSCR-MV	<input type="checkbox"/> Documentation only <input type="checkbox"/> ECN <input checked="" type="checkbox"/> EOL	<input checked="" type="checkbox"/> Series <input type="checkbox"/> Part Number
Affected Revision: F	New Revision: EOL	Application:	<input type="checkbox"/> Safety <input checked="" type="checkbox"/> Non-Safety
Prior to Change: Rev F (Obsolete)			
After Change: EOL			
Cause/Reason for Change: Streamlining of manufacturing capabilities.			
Change Plan			
Effective Date: 2/6/2026	Additional Remarks:		
Change Declaration:			
Issued Date: 2/6/2026	Issued By: Stephanie Lopez	Issued Department: Engineering	
Approval: Thomas Culhane Engineering Director	Approval: Reuben Quintanilla Quality Director	Approval: Ying Huang Purchasing Director	
For Abracon EOL only			
Last Time Buy (if applicable): N/A	Alternate Part Number / Part Series: AWSCR-CV		
Additional Approval:	Additional Approval:	Additional Approval:	
Customer Approval (If Applicable)			
Qualification Status: <input type="checkbox"/> Approved <input type="checkbox"/> Not accepted <i>Note: It is considered approved if there is no feedback from the customer 1 month after ECN/PCN is released.</i>			
Customer Part Number:		Customer Project:	
Company Name:	Company Representative:	Representative Signature:	
Customer Remarks:			

INDUSTRIAL GRADE BUILT-IN CAPACITANCE CERAMIC RESONATOR

AWSCR



3.7 x 3.1 x 1.2 mm

AWSCR-MV

Pb in ceramic
(exempt per RoHS 2002/95/EC Annex (7))

RoHS
Compliant

FEATURES:

- Low resonant impedance
- High stability type
- Excellent environmental resistance
- Reflow capable
- Industrial grade
- Built-in load capacitance

APPLICATIONS:

- Remote controls, Microprocessor clocks, Mobile phones, DVD & CD-Roms, Electric appliances, Industrial controllers

ELECTRICAL CHARACTERISTICS:

Item	Requirement
Frequency Range	8.00MHz to 50.00 MHz
Resonant Impedance	40Ω max.
Frequency Tolerance and stability	See Table 2.1
Withstanding Voltage	50 (DC , 1 min)
Rating Voltage	
(1) D.C.Voltage	10 V.D.C. max
(2) A.C. Voltage	15 Vp-p. max
Load Capacitance	see Table 2.2 for standard see Option Code for options
Insulation Resistance	500MΩ min. (10V, 1min)
Operating Temperature	See Table 2.1
Storage Temperature	-40°C to +125°C
Aging Rate (Fosc)	±0.3% max. (10 years)

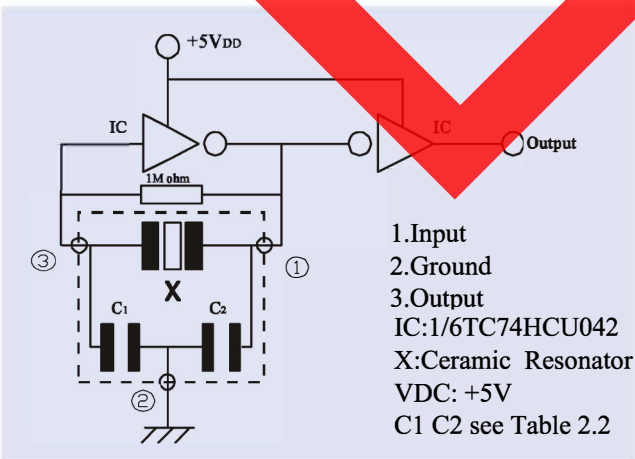
TABLE 2.1

Part Number (XX.XX denotes freq. in MHz)	Frequency Tolerance at 25°C	Frequency Stability at Operating Temp.	Operating Temperature	Resonant Impedance (Ω) max
AWSCR-XX.XXMVS 8.00 MHz - 13.00 MHz 13.01 MHz - 50.00 MHz	±0.3%	± 0.3%	-20° to +80°C	30 40
AWSCR-XX.XXMVD 8.00 MHz - 13.00 MHz 13.01 MHz - 50.00 MHz	±0.3%	± 0.5%	-40° to +85°C	30 40
AWSCR-XX.XXMVA 8.00 MHz - 13.00 MHz 13.01 MHz - 50.00 MHz	±0.3%	± 0.7%	-40° to +125°C	30 40

TABLE 2.2

Freq (MHz)	Cl=C2 pf (±20%)
8.00~13.00	20
13.01~16.00	20
16.01~40.00	10
40.01~50.00	5

TEST CIRCUIT



OPTIONS & PART IDENTIFICATION:

(Left blank if standard)

AWSCR - Frequency- MV□ - C□□ - □

Frequency

XX.XXMHz

Packaging

T for Tape and Reel
(1,000pcs/reel)

Operating Temperature

S	-25° to +85°C
D	-40° to +85°C
A	-40° to +125°C

Load Capacitance

ex. 5pF-20pF

Contact ABRACON for Load Capacitance options

ABRACON IS
ISO 9001 / QS 9000
CERTIFIED



ABRACON
CORPORATION

Visit www.abracon.com for Terms & Conditions of Sale Revised: 08.20.07

30332 Esperanza, Rancho Santa Margarita, California 92688

tel 949-546-8000 | fax 949-546-8001 | www.abracon.com

INDUSTRIAL GRADE BUILT-IN CAPACITANCE CERAMIC RESONATOR

AWSCR



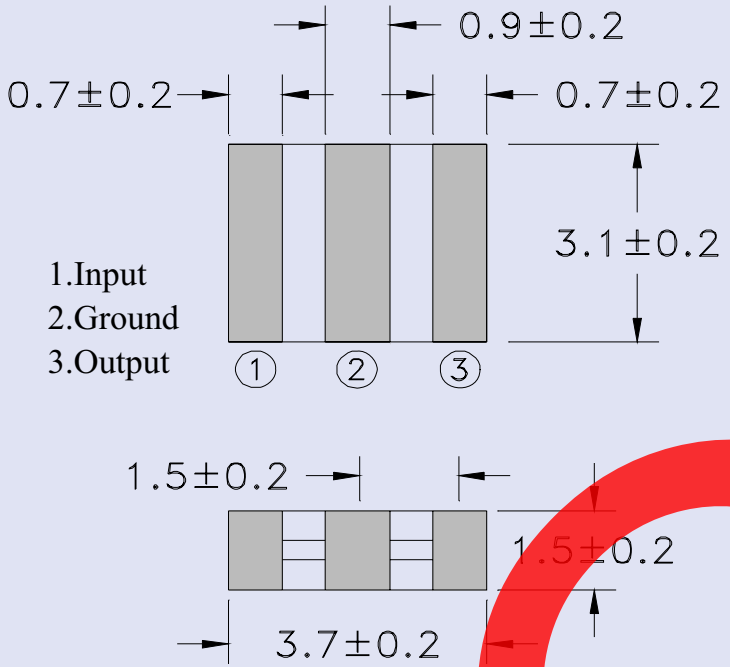
3.7 x 3.1 x 1.2 mm

AWSCR-MV

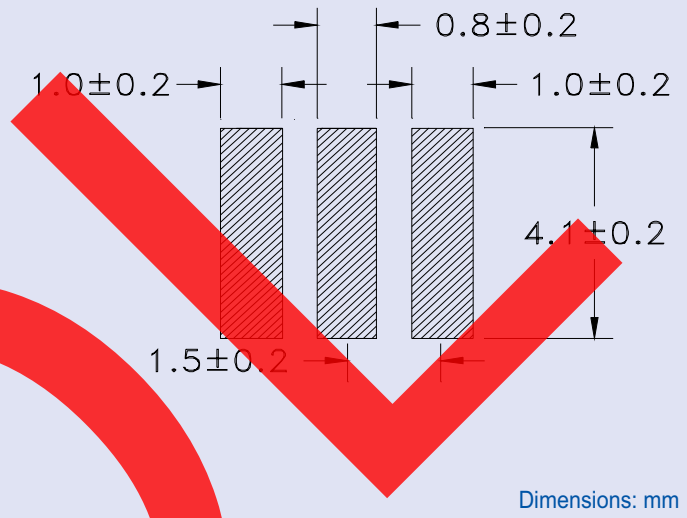
Pb in ceramic
(exempt per RoHS 2002/95/EC Annex (7))

RoHS
Compliant

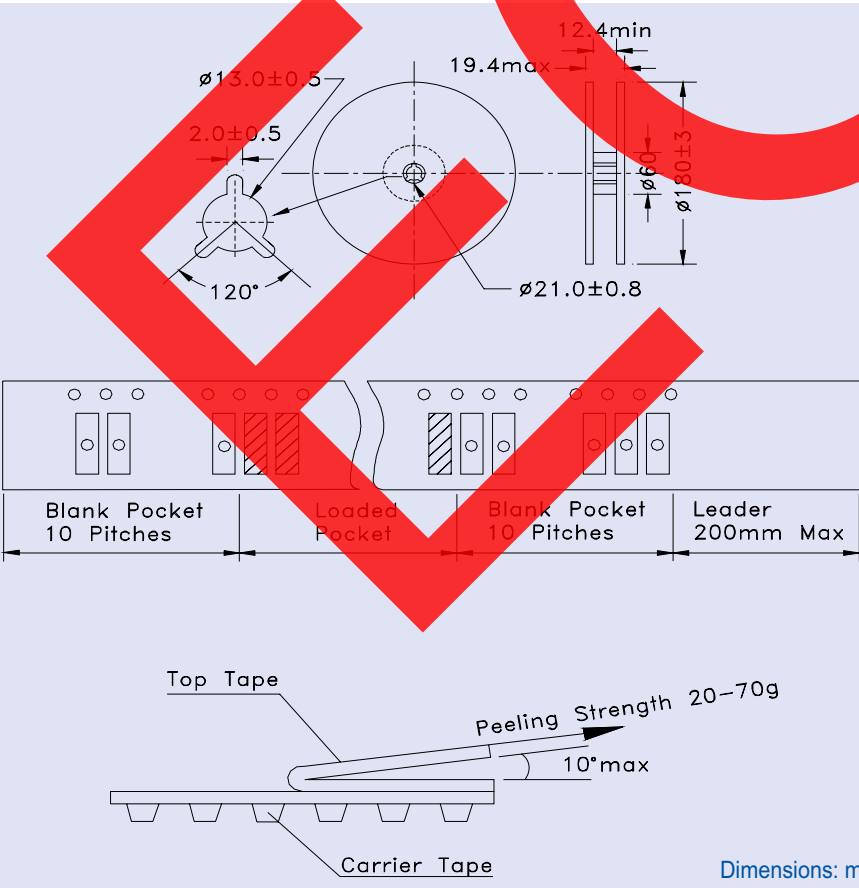
OUTLINE DRAWING:



Recommended Land Pattern



TAPE & REEL: T = Tape and reel 1,000pcs/reel



INDUSTRIAL GRADE BUILT-IN CAPACITANCE CERAMIC RESONATOR

AWSCR



3.7 x 3.1 x 1.2 mm

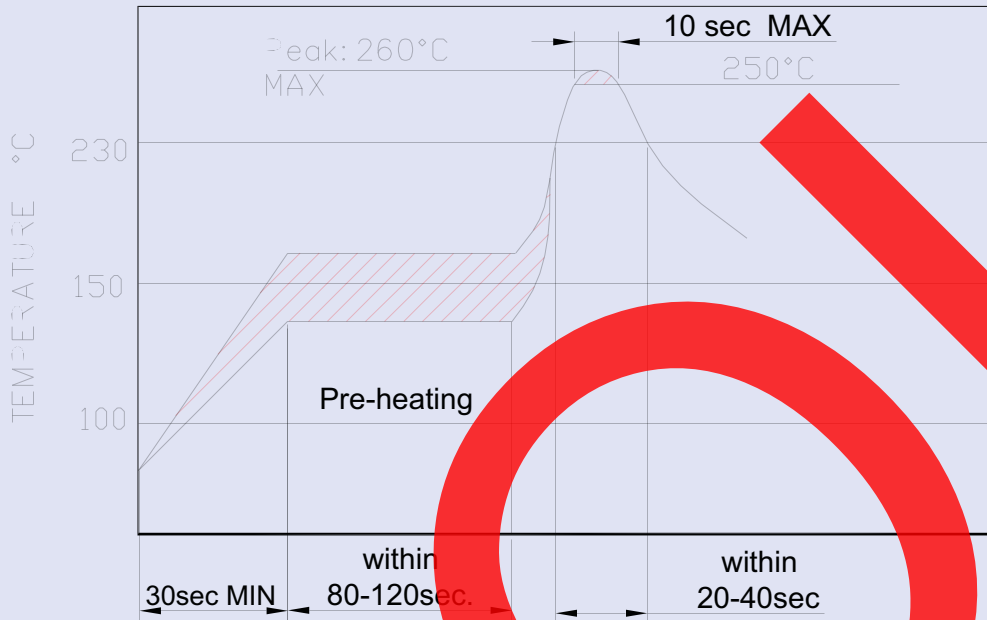
AWSCR-MV

Pb in ceramic
(exempt per RoHS 2002/95/EC Annex (7))

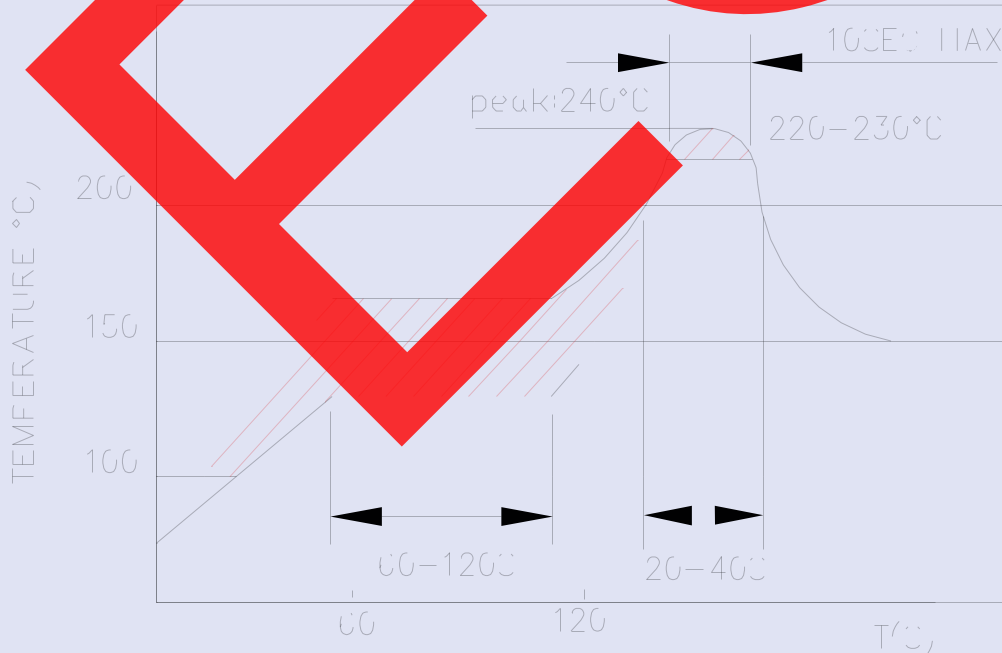
RoHS
Compliant

SUGGESTED REFLOW PROFILE:

ROHS reflow profile high temperature
(applies to parts manufactured after 2/1/2007 -lot# later than 07 01 xxx)



ROHS reflow profile
(applies to parts manufactured before 2/1/2007 -lot# before than 07 01 xxx)



ABRACON IS
ISO 9001 / QS 9000
CERTIFIED



ABRACON
CORPORATION

Visit www.abracon.com for Terms & Conditions of Sale Revised: 08.20.07
30332 Esperanza, Rancho Santa Margarita, California 92688
tel 949-546-8000 | fax 949-546-8001 | www.abracon.com

INDUSTRIAL GRADE BUILT-IN CAPACITANCE CERAMIC RESONATOR

AWSCR



3.7 x 3.1 x 1.2 mm

AWSCR-MV

Pb in ceramic
(exempt per RoHS 2002/95/EC Annex (7))

RoHS
Compliant

FEATURES:

- Low resonant impedance
- High stability type
- Excellent environmental resistance
- Reflow capable
- Industrial grade
- Built-in load capacitance

APPLICATIONS:

- Remote controls, Microprocessor clocks, Mobile phones, DVD & CD-Roms, Electric appliances, Industrial controllers

ELECTRICAL CHARACTERISTICS:

Item	Requirement
Frequency Range	8.00MHz to 50.00 MHz
Resonant Impedance	40Ω max.
Frequency Tolerance and stability	See Table 2.1
Withstanding Voltage	50 (DC , 1 min)
Rating Voltage	
(1) D.C.Voltage	10 V.D.C. max
(2) A.C. Voltage	15 Vp-p. max
Load Capacitance	see Table 2.2 for standard see Option Code for options
Insulation Resistance	500MΩ min. (10V, 1min)
Operating Temperature	See Table 2.1
Storage Temperature	-40°C to +125°C
Aging Rate (Fosc)	±0.3% max. (10 years)

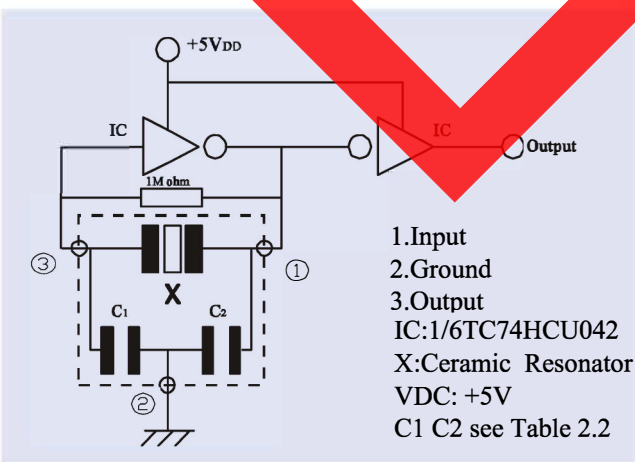
TABLE 2.1

Part Number (XX.XX denotes freq. in MHz)	Frequency Tolerance at 25°C	Frequency Stability at Operating Temp.	Operating Temperature	Resonant Impedance (Ω) max
AWSCR-XX.XXMVS 8.00 MHz - 13.00 MHz 13.01 MHz - 50.00 MHz	±0.3%	± 0.3%	-20° to +80°C	30 40
AWSCR-XX.XXMVD 8.00 MHz - 13.00 MHz 13.01 MHz - 50.00 MHz	±0.3%	± 0.5%	-40° to +85°C	30 40
AWSCR-XX.XXMVA 8.00 MHz - 13.00 MHz 13.01 MHz - 50.00 MHz	±0.3%	± 0.7%	-40° to +125°C	30 40

TABLE 2.2

Freq (MHz)	Cl=C2 pf (±20%)
8.00~13.00	20
13.01~16.00	20
16.01~40.00	10
40.01~50.00	5

TEST CIRCUIT



OPTIONS & PART IDENTIFICATION:

(Left blank if standard)

AWSCR - Frequency- MV□ - C□□ - □

Frequency

XX.XXMHz

Packaging

T for Tape and Reel
(1,000pcs/reel)

Operating Temperature

S	-25° to +85°C
D	-40° to +85°C
A	-40° to +125°C

Load Capacitance

ex. 5pF-20pF

Contact ABRACON for Load Capacitance options

ABRACON IS
ISO 9001 / QS 9000
CERTIFIED



ABRACON
CORPORATION

Visit www.abracon.com for Terms & Conditions of Sale **Revised: 08.20.07**

30332 Esperanza, Rancho Santa Margarita, California 92688

tel 949-546-8000 | fax 949-546-8001 | www.abracon.com

INDUSTRIAL GRADE BUILT-IN CAPACITANCE CERAMIC RESONATOR

AWSCR



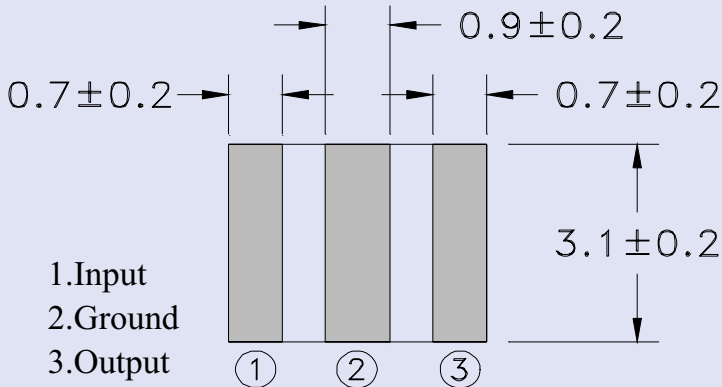
3.7 x 3.1 x 1.2 mm

AWSCR-MV

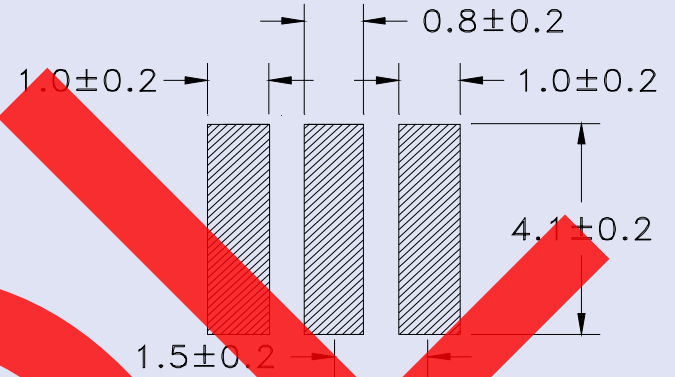
Pb in ceramic
(exempt per RoHS 2002/95/EC Annex (7))

RoHS
Compliant

OUTLINE DRAWING:

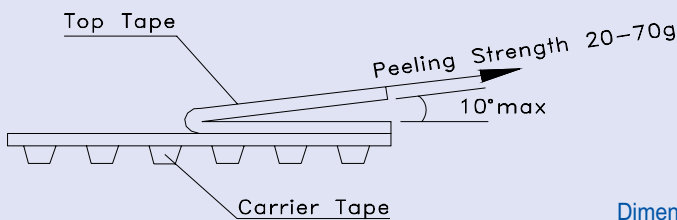
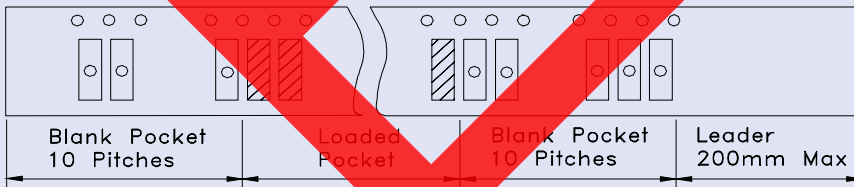
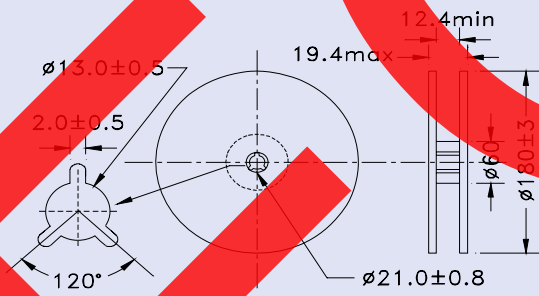


Recommended Land Pattern



Dimensions: mm

TAPE & REEL: T = Tape and reel 1,000pcs/reel



Dimensions: mm

ABRACON IS
ISO 9001 / QS 9000
CERTIFIED



ABRACON
CORPORATION

Visit www.abracon.com for Terms & Conditions of Sale Revised: 08.20.07
30332 Esperanza, Rancho Santa Margarita, California 92688
tel 949-546-8000 | fax 949-546-8001 | www.abracon.com

INDUSTRIAL GRADE BUILT-IN CAPACITANCE CERAMIC RESONATOR

AWSCR



3.7 x 3.1 x 1.2 mm

AWSCR-MV

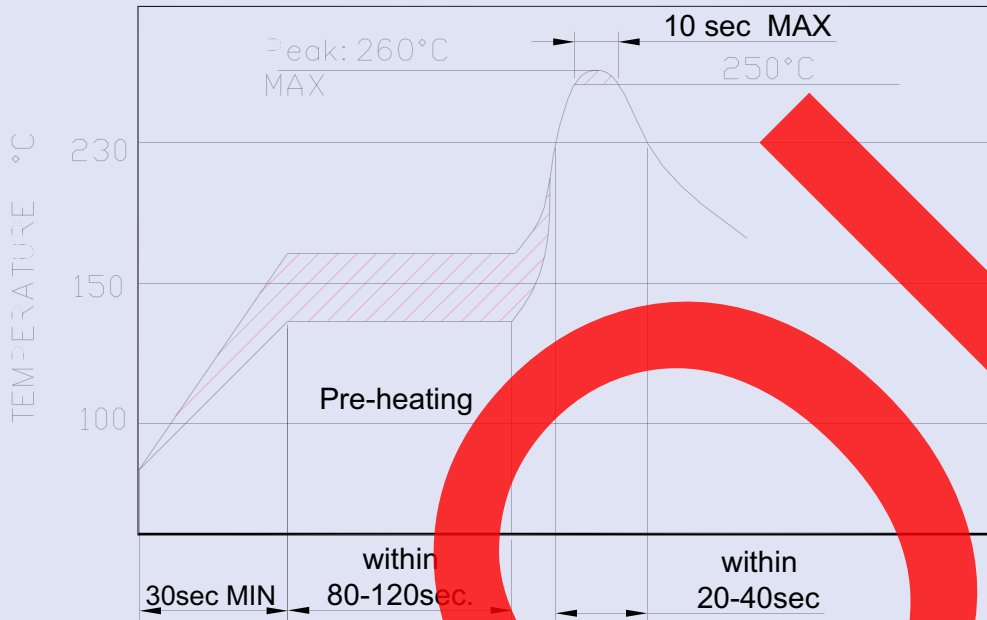
Pb in ceramic
(exempt per RoHS 2002/95/EC Annex (7))

RoHS
Compliant

SUGGESTED REFLOW PROFILE:

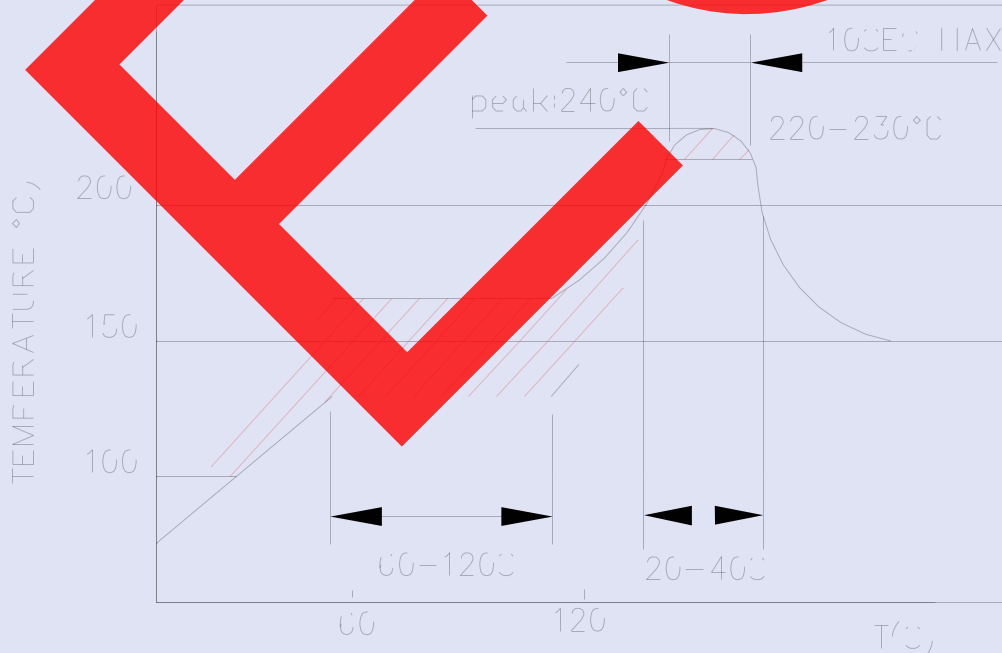
ROHS reflow profile high temperature

(applies to parts manufactured after 2/1/2007 -lot# later than 07 01 xxx)



ROHS reflow profile

(applies to parts manufactured before 2/1/2007 -lot# before than 07 01 xxx)



Brand	Part Numbers	Series	ECO#
Abracon	AWSCR-11.05MVS-T	AWSCR-MV	5206
Abracon	AWSCR-8.00MVA-T	AWSCR-MV	5206
Abracon	AWSCR-8.00MVA-15	AWSCR-MV	5206
Abracon	AWSCR-8.00MVD	AWSCR-MV	5206
Abracon	AWSCR-8.00MVD-T	AWSCR-MV	5206
Abracon	AWSCR-32.00MVD	AWSCR-MV	5206

Datasheet Link

https://abracon.com/Resonators/N_AWSCR-MV.pdf

https://abracon.com/Resonators/N_AWSCR-MV.pdf

https://abracon.com/Resonators/N_AWSCR-MV.pdf

https://abracon.com/Resonators/N_AWSCR-MV.pdf

https://abracon.com/Resonators/N_AWSCR-MV.pdf

https://abracon.com/Resonators/N_AWSCR-MV.pdf

ECN Notification Link	Discontinued?
https://abracon.com/downloads/ECN-PCN/7020-ECN-EOL-5206-AWSCR-MV.pdf	Yes
https://abracon.com/downloads/ECN-PCN/7020-ECN-EOL-5206-AWSCR-MV.pdf	Yes
https://abracon.com/downloads/ECN-PCN/7020-ECN-EOL-5206-AWSCR-MV.pdf	Yes
https://abracon.com/downloads/ECN-PCN/7020-ECN-EOL-5206-AWSCR-MV.pdf	Yes
https://abracon.com/downloads/ECN-PCN/7020-ECN-EOL-5206-AWSCR-MV.pdf	Yes
https://abracon.com/downloads/ECN-PCN/7020-ECN-EOL-5206-AWSCR-MV.pdf	Yes