

July 18, 2025

PTN

Withdrawal of specific SMT inductors

To streamline the product range, the following SMT inductor series are being withdrawn without replacement. For alternative parts, please contact your regional sales representative.

Affected series

Ordering code
B82451N*
B82464A*
B82464G*
B82471*
B82473*
B82475*
B82476*
B82479*

Deadline for last orders: July 31, 2026

Last shipments by: January 31, 2027

Contact Christian Eder, MAG IN PM, Munich

Customers are asked to address inquiries directly to their sales contacts.

TDK Electronics AG

Rosenheimer Strasse 141 e, 81671 Munich · Post: P.O.Box 80 17 09, 81617 Munich, Germany
Headquarters: Munich · Commercial register of the local court (Amtsgericht): Munich HRB 127250
Chairman of the Supervisory Board: Joachim Zichlarz
Management Board: Dr. Werner Lohwasser, Chairman · Juergen Holzinger
www.tdk-electronics.tdk.com

MAG

Inductors

Internal / External

250718MAG2e

Shielded Power Inductors

B82464G4 vs B82464P4

MAG IN PM
March 2026



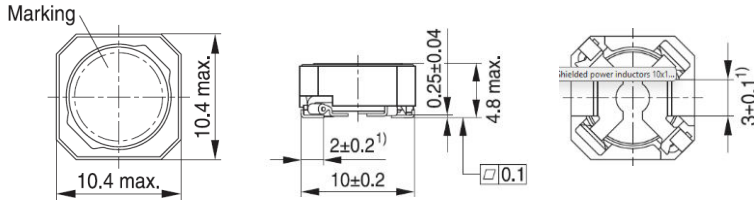
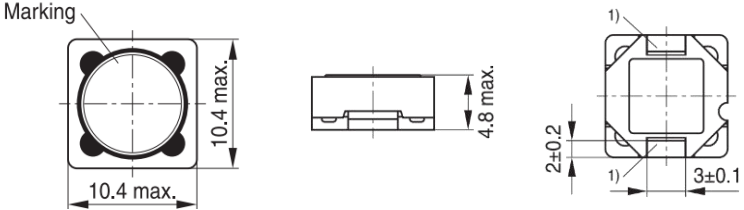
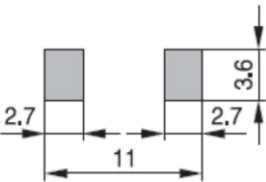
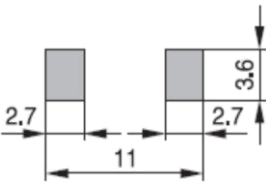


Shielded power inductors 10x10 mm

B82464G4 vs. B82464P4

Series	B82464G4	B82464P4
Image		
AEC-Q200	✓	✓
Inductance	0.82 – 1,000 μ H	0.82 – 1,000 μ H
Rated current	0.34 - 7.6 A	0.34 - 7.5 A
Op. Temperature	-55 °C ... 150 °C	-55 °C ... 150 °C
Core material	NiZn ferrite	NiZn ferrite
Packaging	750 pcs. (330 mm reel)	750 pcs. (330 mm reel)

Shielded power inductors 10x10 mm B82464G4 vs. B82464P4

Series	B82464G4	B82464P4
Image		
Dimensional drawing		
Size max.	10.4 x 10.4 x 4.8 mm	10.4 x 10.4 x 4.8 mm
Layout recommendation		

Shielded power inductors 10x10 mm

B82464G4 vs. B82464P4

L/ μ H	TDK Part Number		Rdc/ Ω (max.)		Idc1/A (10% drop from L _{nom})		Idc2/A (dT=40K, typ, Ta=20° C)	
	B82464G4	B82464P4	B82464G4	B82464P4	B82464G4	B82464P4	B82464G4	B82464P4
0.82	B82464G4821M	B82464P4821M	0.007	0.007	10.30	10.50	7.60	7.50
1.0	B82464G4102M	B82464P4102M	0.007	0.007	10.00	10.00	7.50	7.50
1.5	B82464G4152M	B82464P4152M	0.009	0.009	8.50	8.50	7.00	7.00
2.2	B82464G4222M	B82464P4222M	0.010	0.010	7.00	7.00	6.50	6.50
3.3	B82464G4332M	B82464P4332M	0.012	0.012	5.90	5.90	5.50	5.50
4.7	B82464G4472M	B82464P4472M	0.015	0.015	5.20	5.20	4.90	4.90
6.8	B82464G4682M	B82464P4682M	0.020	0.020	4.60	4.60	4.30	4.30
10	B82464G4103M	B82464P4103M	0.030	0.030	3.50	3.50	3.40	3.40
15	B82464G4153M	B82464P4153M	0.040	0.040	3.10	3.10	2.75	2.75
22	B82464G4223M	B82464P4223M	0.052	0.052	2.50	2.50	2.25	2.25
33	B82464G4333M	B82464P4333M	0.075	0.075	2.10	2.10	1.85	1.85
47	B82464G4473M	B82464P4473M	0.095	0.095	1.80	1.80	1.55	1.55

Shielded power inductors 10x10 mm

B82464G4 vs. B82464P4

L/ μ H	TDK Part Number		Rdc/ Ω (max.)		Idc1/A (10% drop from L _{nom})		Idc2/A (dT=40K, typ, Ta=20° C)	
	B82464G4	B82464P4	B82464G4	B82464P4	B82464G4	B82464P4	B82464G4	B82464P4
68	B82464G4683M	B82464P4683M	0.130	0.130	1.45	1.45	1.30	1.30
100	B82464G4104M	B82464P4104M	0.220	0.220	1.15	1.15	1.05	1.05
150	B82464G4154M	B82464P4154M	0.320	0.320	0.90	0.90	0.85	0.85
220	B82464G4224M	B82464P4224M	0.440	0.440	0.75	0.75	0.70	0.70
330	B82464G4334M	B82464P4334M	0.650	0.650	0.65	0.65	0.59	0.59
470	B82464G4474M	B82464P4474M	0.930	0.930	0.55	0.55	0.50	0.50
680	B82464G4684M	B82464P4684M	1.30	1.30	0.46	0.46	0.42	0.42
1000	B82464G4105M	B82464P4105M	2.20	2.20	0.35	0.35	0.34	0.34

► To check the detailed specification of the B82464P4 series please [Click here!](#)

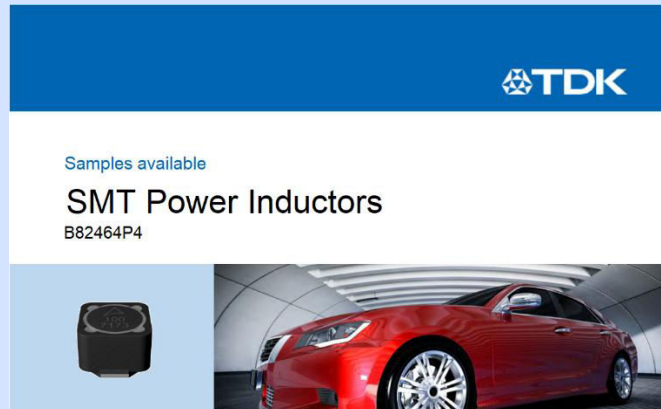
Shielded power inductors 10x10 mm B82464G4 vs. B82464P4

Technical information



- ▶ Data sheets
- ▶ General technical information

Design support



- ▶ Sample kits
- ▶ Design tools
- ▶ Step files

Get in contact



- ▶ Sales network
- ▶ Product inquiries
- ▶ Social media

▶ For more useful information and to get in contact please [Click here!](#)

