



Issue date:

Ishimatsu Yuji
General Manager

HighVoltage Devices Division
Si Power Devices Business Headquarters
ROHM Co., Ltd.

Notification of Product/Process Change
Doc. No.: 2225002

This letter intends as a formal notification of change to products which are currently supplied by ROHM Co., Ltd.

ROHM Co., Ltd. requires customers to provide acknowledgment of the receipt of this notification within 30 days from the date of this notice. Lack of acknowledgment of this notice within 30 days is considered as acceptance of the change.

After acknowledgement of the customer, lack of additional response within 90 day period constitutes acceptance of the change according to JEDEC Standard J-STD-046.

Your understanding and cooperation would be highly appreciated.

Issue Date: September 1, 2025

Title of change	Relocation of the FAB line to the Shiga Plant due to the discontinuation of IGBT,FRD at LAPIS Miyazaki Plant		
Affected product(s)	Manufacturer part number	Customer part number	
	Please refer to the target part number list.	-	
Detailed description of change	Before	After	
	Front-end process: LAPIS Miyazaki 1st plant (6inch)	Front-end process: ROHM Co., Ltd. Shiga Plant (8inch)	
Reason for change	We plan to discontinue production of IGBT and FRD products at the Miyazaki Plant 6inch production line, and we will continue production of these products by relocating them to the Shiga Plant 8inch line. Please consider replacing it with an alternative part number.		
Anticipated impact on quality	As a result of evaluations, we confirmed that there is no difference in electrical characteristics and reliability.		
Identification of change	This can be identified by checking the production history from the lot information.		
Planned first ship date	May 31, 2026	Sample available schedule	October 1, 2025
Comments	Samples other than representative part numbers will be provided with a lead time of 1.5 months from the request.		
Supplier contact	Please contact the local ROHM sales office or the authorized distributor.		
Notes			



Electronics for the Future

No.2225002

IGBT_8inch 4M Change Points

Sep. 1st, 2025
ROHM Co., Ltd.
HighVoltage Devices Division

- **Overview**

- Affected products and changing points
- Change Approval 8inch(Shiga factory)

【Change approval for 8inch】

In order to avoid risks such as the ageing of 6inch production facilities and supply uncertainty due to the downsizing of production by sub-material manufacturers, the 6inch production line will be terminated by starting up an 8inch production line and switching products to it.

The transfer of IGBT and FRD products from the LAPIS Miyazaki plant, a 6-inch production base, to the 8-inch production line at ROHM's Shiga plant has been completed, and we will apply for the replacement of these products with those from the Shiga plant.

We would appreciate your consideration.

The 6-inch production line at the LAPIS Miyazaki plant is scheduled to be terminated in March 2027.

- Overview
- **Affected products and changing points**
- Change Approval 8inch(Shiga factory)

List of affected product name (1/2)

RGW series

Current product	⇒	Alternative product	Internal P/N
RGW40TS65 G C11	⇒	RGW40TS65 G C11	RGW40TS65 GY C11
RGW50TS65 G C11	⇒	RGW50TS65 G C11	RGW50TS65 GY C11
RGW60TS65 G C11	⇒	RGW60TS65 G C11	RGW60TS65 GY C11
RGW80TS65 G C11	⇒	RGW80TS65 G C11	RGW80TS65 GY C11
RGW00TS65 G C11	⇒	RGW00TS65 G C11	RGW00TS65 GY C11
RGWX5TS65 G C11	⇒	RGWX5TS65 G C11	RGWX5TS65 GY C11
RGW40TS65D G C11	⇒	RGW40TS65D G C11	RGW40TS65D GY C11
RGW50TS65D G C11	⇒	RGW50TS65D G C11	RGW50TS65D GY C11
RGW60TS65D G C11	⇒	RGW60TS65D G C11	RGW60TS65D GY C11
RGW80TS65D G C11	⇒	RGW80TS65D G C11	RGW80TS65D GY C11
RGW00TS65D G C11	⇒	RGW00TS65D G C11	RGW00TS65D GY C11
RGWX5TS65D G C11	⇒	RGWX5TS65D G C11	RGWX5TS65D GY C11
RGW60TS65 HR C11	⇒	RGW60TS65 HR C11	RGW60TS65 HRYC11
RGW80TS65 HR C11	⇒	RGW80TS65 HR C11	RGW80TS65 HRYC11
RGW00TS65 HR C11	⇒	RGW00TS65 HR C11	RGW00TS65 HRYC11
RGWX5TS65 HR C11	⇒	RGWX5TS65 HR C11	RGWX5TS65 HRYC11
RGW60TS65D HR C11	⇒	RGW60TS65D HR C11	RGW60TS65D HRYC11
RGW60TS65E HR C11	⇒	RGW60TS65E HR C11	RGW60TS65E HRYC11
RGW80TS65D HR C11	⇒	RGW80TS65D HR C11	RGW80TS65D HRYC11
RGW80TS65E HR C11	⇒	RGW80TS65E HR C11	RGW80TS65E HRYC11
RGW00TS65D HR C11	⇒	RGW00TS65D HR C11	RGW00TS65D HRYC11
RGW00TS65E HR C11	⇒	RGW00TS65E HR C11	RGW00TS65E HRYC11
RGWX5TS65D HR C11	⇒	RGWX5TS65D HR C11	RGWX5TS65D HRYC11
RGWX5TS65E HR C11	⇒	RGWX5TS65E HR C11	RGWX5TS65E HRYC11

Current product	⇒	Alternative product	Internal P/N
RGW40TK65 GV C11	⇒	RGW40TK65 GV C11	RGW40TK65 GVC11
RGW50TK65 GV C11	⇒	RGW50TK65 GV C11	RGW50TK65 GVC11
RGW60TK65 GV C11	⇒	RGW60TK65 GV C11	RGW60TK65 GVC11
RGW80TK65 GV C11	⇒	RGW80TK65 GV C11	RGW80TK65 GVC11
RGW00TK65 GV C11	⇒	RGW00TK65 GV C11	RGW00TK65 GVC11
RGW40TK65D GV C11	⇒	RGW40TK65D GV C11	RGW40TK65D GVC11
RGW50TK65D GV C11	⇒	RGW50TK65D GV C11	RGW50TK65D GVC11
RGW60TK65D GV C11	⇒	RGW60TK65D GV C11	RGW60TK65D GVC11
RGW80TK65D GV C11	⇒	RGW80TK65D GV C11	RGW80TK65D GVC11
RGW80TK65E GV C11	⇒	RGW80TK65E GV C11	RGW80TK65E GVC11
RGW00TK65D GV C11	⇒	RGW00TK65D GV C11	RGW00TK65D GVC11
RGW40NL65 HRBTL	⇒	RGW40NL65 HRBTL	RGW40NL65 HRCTL
RGW50NL65 HRBTL	⇒	RGW50NL65 HRBTL	RGW50NL65 HRCTL
RGW60NL65 HRBTL	⇒	RGW60NL65 HRBTL	RGW60NL65 HRCTL
RGW80NL65 HRBTL	⇒	RGW80NL65 HRBTL	RGW80NL65 HRCTL
RGW40NL65D HRBTL	⇒	RGW40NL65D HRBTL	RGW40NL65D HRCTL
RGW50NL65D HRBTL	⇒	RGW50NL65D HRBTL	RGW50NL65D HRCTL
RGW60NL65D HRBTL	⇒	RGW60NL65D HRBTL	RGW60NL65D HRCTL
RGW80NL65D HRBTL	⇒	RGW80NL65D HRBTL	RGW80NL65D HRCTL

List of affected product name (2/2)

RGTV series

Current product	⇒	Alternative product	Internal P/N
RGTV60TS65 G C11	⇒	RGTV60TS65 G C11	RGTV60TS65 GY C11
RGTV80TS65 G C11	⇒	RGTV80TS65 G C11	RGTV80TS65 GY C11
RGTV00TS65 G C11	⇒	RGTV00TS65 G C11	RGTV00TS65 GY C11
RGTVX2TS65 G C11	⇒	RGTVX2TS65 G C11	RGTVX2TS65 GY C11
RGTVX6TS65 G C11	⇒	RGTVX6TS65 G C11	RGTVX6TS65 GY C11
RGTV60TS65DG C11	⇒	RGTV60TS65DG C11	RGTV60TS65DGY C11
RGTV80TS65DG C11	⇒	RGTV80TS65DG C11	RGTV80TS65DGY C11
RGTV00TS65DG C11	⇒	RGTV00TS65DG C11	RGTV00TS65DGY C11
RGTVX2TS65DG C11	⇒	RGTVX2TS65DG C11	RGTVX2TS65DGY C11
RGTVX6TS65DG C11	⇒	RGTVX6TS65DG C11	RGTVX6TS65DGY C11
RGTV60TK65 GV C11	⇒	RGTV60TK65 GV C11	RGTV60TK65 GVC11
RGTV80TK65 GV C11	⇒	RGTV80TK65 GV C11	RGTV80TK65 GVC11
RGTV00TK65 GV C11	⇒	RGTV00TK65 GV C11	RGTV00TK65 GVC11
RGTV60TK65DGV C11	⇒	RGTV60TK65DGV C11	RGTV60TK65DGVYC11
RGTV80TK65DGV C11	⇒	RGTV80TK65DGV C11	RGTV80TK65DGVYC11
RGTV00TK65DGV C11	⇒	RGTV00TK65DGV C11	RGTV00TK65DGVYC11

RGWS series

Current product	⇒	Alternative product	Internal P/N
RGWS60TS65 G C13	⇒	RGWS60TS65 G C13	RGWS60TS65 GY C13
RGWS80TS65 G C13	⇒	RGWS80TS65 G C13	RGWS80TS65 GY C13
RGWS00TS65 G C13	⇒	RGWS00TS65 G C13	RGWS00TS65 GY C13
RGWSX2TS65 G C13	⇒	RGWSX2TS65 G C13	RGWSX2TS65 GY C13
RGWS60TS65DG C13	⇒	RGWS60TS65DG C13	RGWS60TS65DGY C13
RGWS80TS65DG C13	⇒	RGWS80TS65DG C13	RGWS80TS65DGY C13
RGWS00TS65DG C13	⇒	RGWS00TS65DG C13	RGWS00TS65DGY C13
RGWSX2TS65DG C13	⇒	RGWSX2TS65DG C13	RGWSX2TS65DGY C13

Affected products and changing points

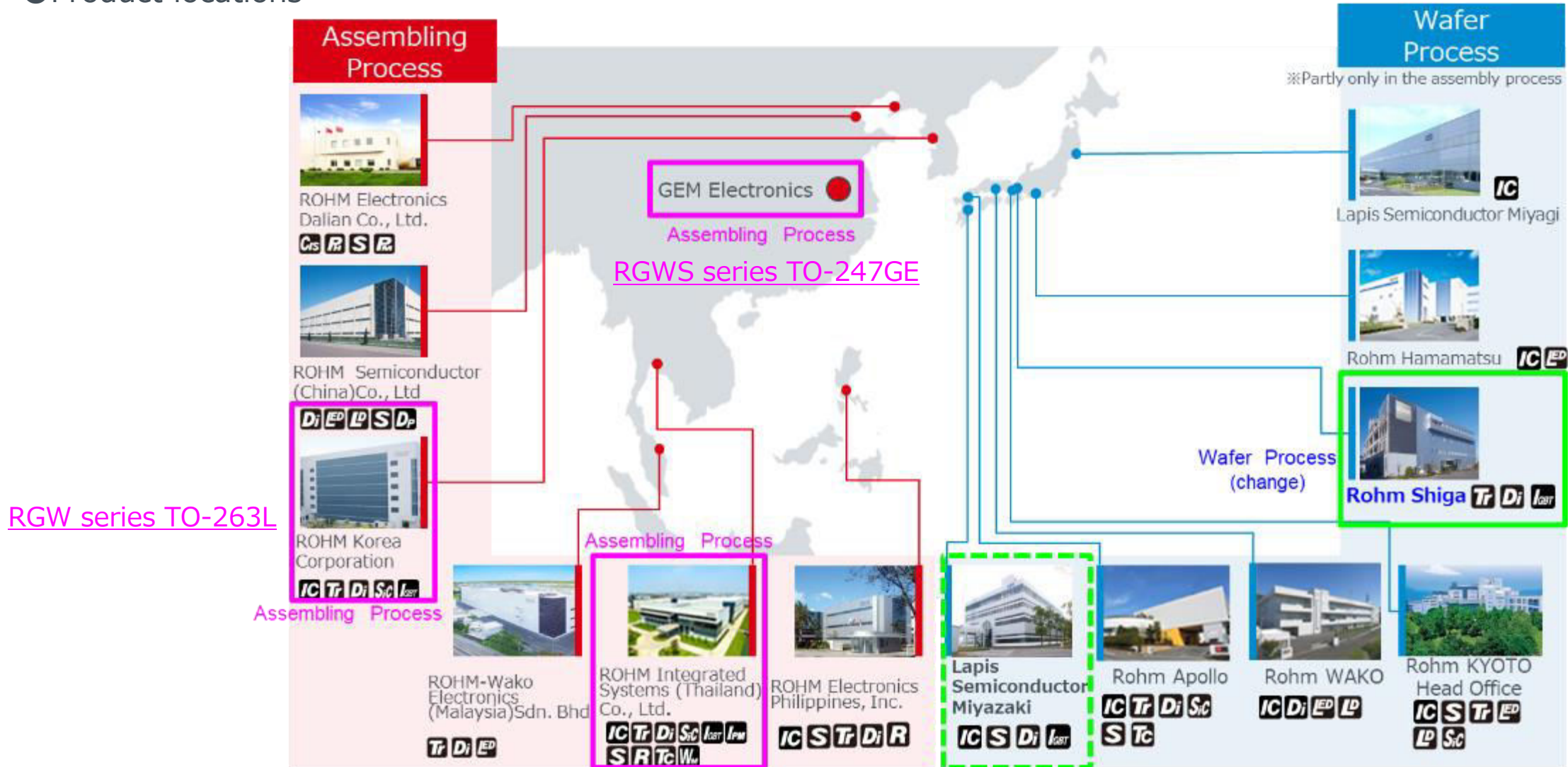
- GEM: GEM Electronics (Hefei) Co.,Ltd
- RIST: ROHM INTEGRATED SYSTEMS (THAILAND) CO.,LTD
- RKC: ROHM Korea Corporation

Series	Package	Product	P/N	IGBT·built-in FRD	Assembly location
RGW	TO-247N	Current product	RGW**TS65*****C11	6inch (Lapis Semiconductor Miyazaki)	RIST (Internal manufacturing)
		Alternative products		8inch (Shiga factory)	
	TO-3PFM	Current product	RGW**TS65*****C11	6inch (Lapis Semiconductor Miyazaki)	RIST (Internal manufacturing)
		Alternative products		8inch (Shiga factory)	
	TO-263L	Current product	RGW**NL65*****TL	6inch (Lapis Semiconductor Miyazaki)	RKC (Internal manufacturing)
		Alternative products		8inch (Shiga factory)	
RGTV	TO-247N	Current product	RGTV**TS65****C11	6inch (Lapis Semiconductor Miyazaki)	RIST (Internal manufacturing)
		Alternative products		8inch (Shiga factory)	
	TO-3PFM	Current product	RGTV**TK65****C11	6inch (Lapis Semiconductor Miyazaki)	RIST (Internal manufacturing)
		Alternative products		8inch (Shiga factory)	
RGWS	TO-247GE	Current product	RGWS**TS65****C13	6inch (Lapis Semiconductor Miyazaki)	GEM (OSAT)
		Alternative products		8inch (Shiga factory)	

The only point of change is the wafer process factory

Outline of factory

● Product locations



RGW, RGT, RGS series TO-247N, TO-3PFM

■ Representative example

< Current Product (Miyazaki factory 6inch) >

RGWX5TS65EHR

650V 75A Field Stop Trench IGBT

Datasheet

V_{CES}	650V
I_C (100°C)	75A
$V_{CE(sat)}$ (Typ.)	1.5V
P_D	348W

●Features

- 1) AEC-Q101 Qualified
- 2) Low Collector - Emitter Saturation Voltage
- 3) Low Switching Loss & Soft Switching
- 4) Built in Very Fast & Soft Recovery FRD
- 5) Pb - free Lead Plating ; RoHS Compliant

●Application

Automotive
On & Off Board Chargers
DC-DC Converters
PFC
Industrial Inverter

●Outline

TO-247N

(1)(2)(3)

●Inner Circuit

(1) Gate
(2) Collector
(3) Emitter

*1 Built in FRD

●Packaging Specifications

Type	Packaging	Tube
	Reel Size (mm)	-
	Tape Width (mm)	-
	Basic Ordering Unit (pcs)	450
	Packing Code	C11
	Marking	RGWX5TS65E

< Alternative product (Shiga factory 8inch) >

- No changes in the electrical specification.
The same applies regardless of the series or package type.

Wafer process Changing point (4M comparison)

		Target	Production factory		Concerns	Evaluation results	Judgment
			Current location	Additional location			
			Lapis Semiconductor Miyazaki 6inch	Shiga factory 8inch			
4 M	Man	Operator	License system	License system	Operating skills	No difference in learning level and skill	O.K.
	Machine	Production equipment	6inch compatible equipment	8inch compatible equipment	Product quality	Process changing point verification Electrical characteristics	O.K.
	Material	Wafer	6inch Wafer	8inch Wafer	Product quality	Yield Breakdown tolerance	
	Method	Process line	6inch process line	8inch process line	Product quality	Structure cross section check Reliability test Assembling process	

Shiga factory comparison

		Current location	Additional location
Production factory		Lapis Semiconductor Miyazaki	Shiga factory
Wafer diameter		6 inch	8inch
Clean room	Temperature	23°C	23°C
	Humidity	45%	45%
	Cleanliness (Wafer exposure area)	Class4(0.1um)	Class3(0.1um)
	Air flow system	Laminar flow	Laminar flow
Design rule		0.35um	0.35um
Quality control system		SPC system	SPC system

The cleanroom environment of the Shiga factory is equal or higher than that of LAPIS Miyazaki. IGBT mass production is judged possible.

Wafer process changing point verification

No.	Process step	Material		Differences and Concerns (Excluding inch diameter of equipment)	Evaluation item	Judgment O.K./NG
		6inch	8inch			
1	Wafer input	6inch	8inch	6inch→8inch	Electrical characteristics Reliability	O.K.
2	Cleaning	Same chemical		None	Electrical characteristics	O.K.
3	Thermal oxidation	Same gas		None	Product section	O.K.
4	Resist film formation	Similar chemicals*		None	Product section	O.K.
5	Exposure	-		None	Product section	O.K.
6	Development	Same chemical		None	Product section	O.K.
7	Wet etching (Oxide film)	Same chemical		None	Product section	O.K.
8	Trench Etching	Same chemical		None	Electrical characteristics	O.K.

*"Similar" means that the material has the same characteristics as the the material used in 6inch process. In addition, the material will not be contained in the final product. We confirmed that there was no impact on electrical characteristics and reliability.

Wafer process changing point verification

No.	Process step	Material		Differences and Concerns (Excluding inch diameter of equipment)	Evaluation item	Judgment O.K./NG
		6inch	8inch			
9	Resist removal	Similar chemicals*		None	Yield	O.K.
10	Diffusion	Same gas		None	Electrical characteristics	O.K.
11	Ion injection	Same gas		None	Electrical characteristics	O.K.
12	Insulating film deposition	Same gas		None	Electrical characteristics	O.K.
13	Poly-Si etching	Same gas		None	Product section	O.K.
14	Interlayer insulating film	Same gas		None	Electrical characteristics Yield	O.K.
15	Wet etching (Interlayer insulating film)	Same chemical		None	Product section	O.K.
16	Dry etching (Interlayer insulating film)	Same gas		None	Product section	O.K.
17	Top metal	AlSiCu	AlCu	Dissimilar metal Equipment specification	Electrical characteristics Product section Assembly evaluation Reliability	O.K.
18	Wet etching (metal)	Same chemical		None	Product section	O.K.

*"Similar" means that the material has the same characteristics as the the material used in 6inch process. In addition, the material will not be contained in the final product. We confirmed that there was no impact on electrical characteristics and reliability.

Wafer process changing point verification

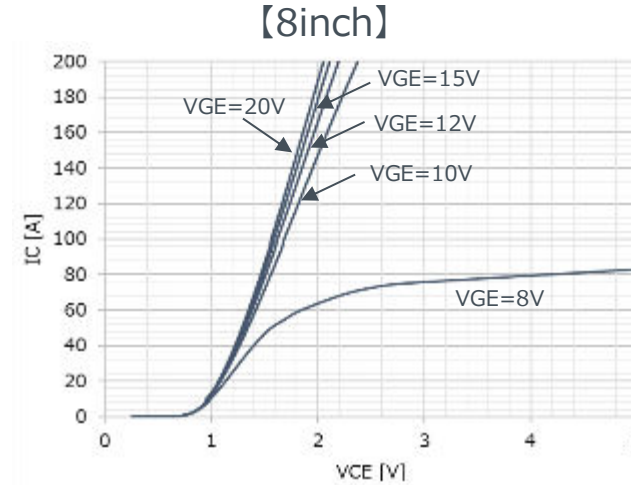
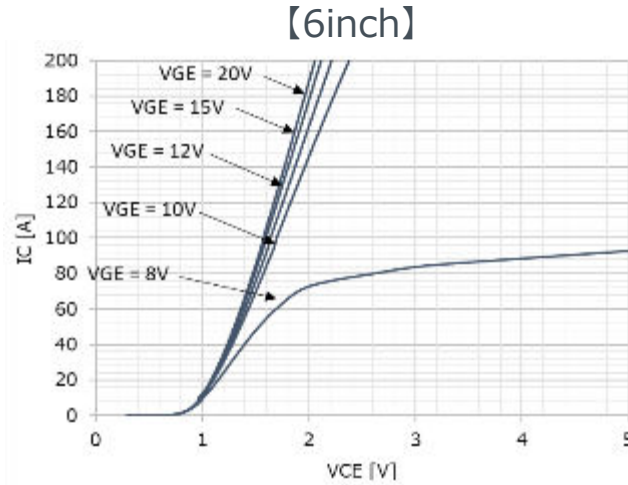
No.	Process step	Material		Differences and Concerns (Excluding inch diameter of equipment)	Evaluation item	Judgment O.K./NG
		6inch	8inch			
19	Dry etching (metal)	Same gas		None	Product section	O.K.
20	Back grinding	-		None	Electrical characteristics Yield	O.K.
21	Back metal	AlSi/Ti/Ni/Au		None	Electrical characteristics Assembly evaluation	O.K.
22	Electrical characteristic measurement	-		None	Electrical characteristics	O.K.

- IGBT Electrical characteristics

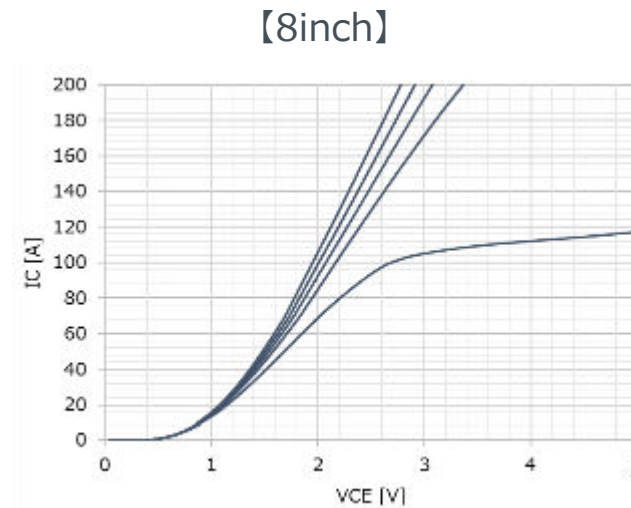
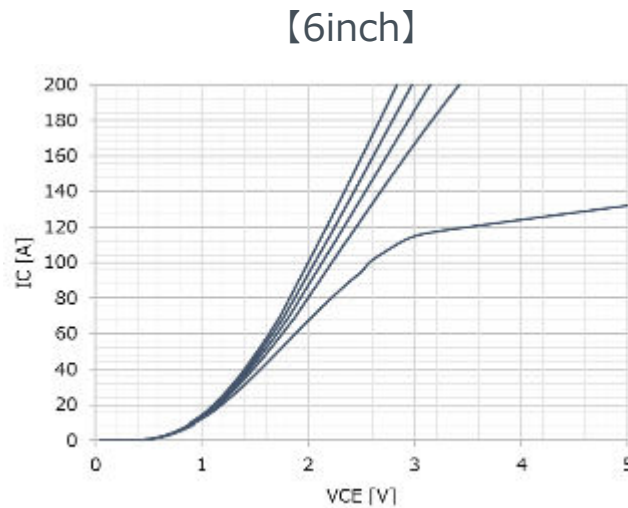
Sample :RGWX5**65

IGBT :6inch, 8inch

● IC-VCE (@Tj=25°C)

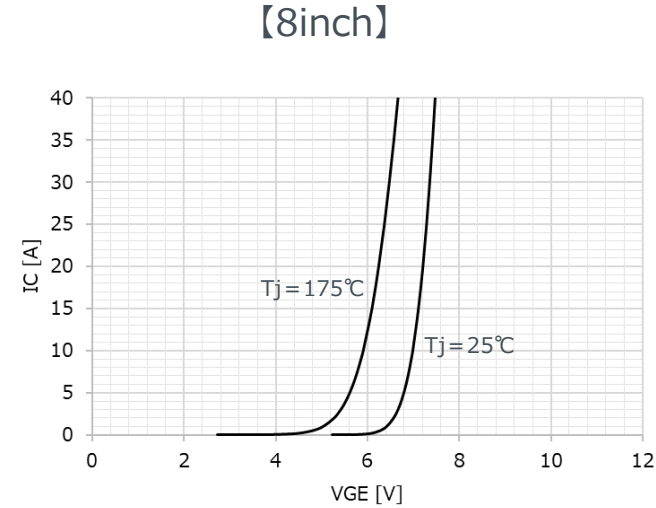
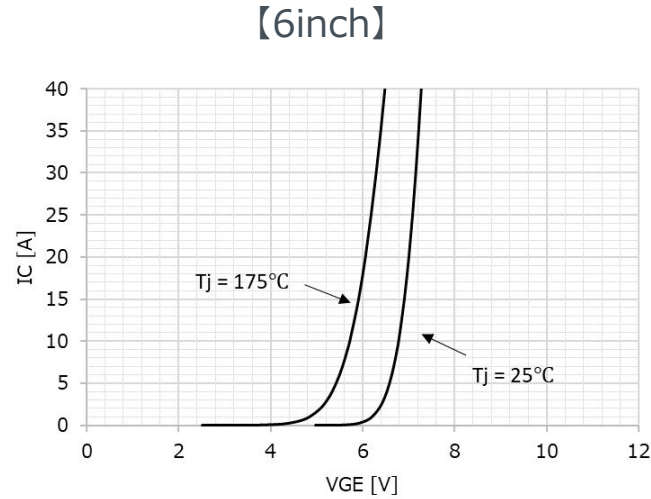


● IC-VCE (@Tj=175°C)

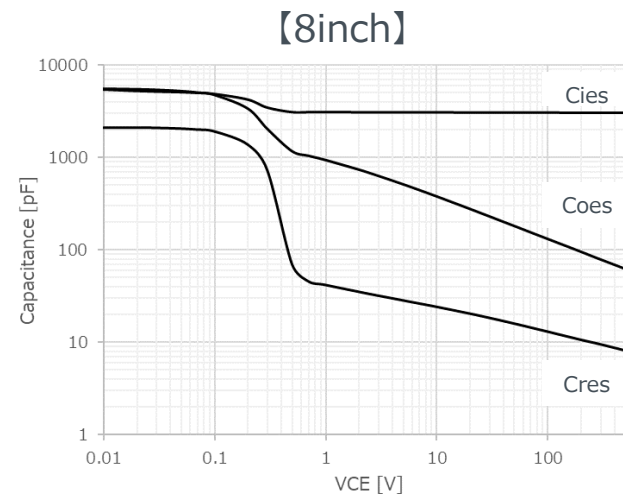
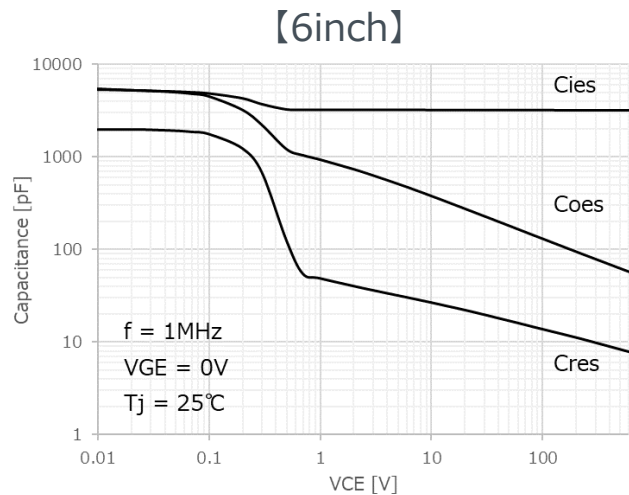


It was confirmed that there was no significant difference in electrical characteristics between the 6inch product and the 8inch product.

● IC-VGE (@VCE=10V)

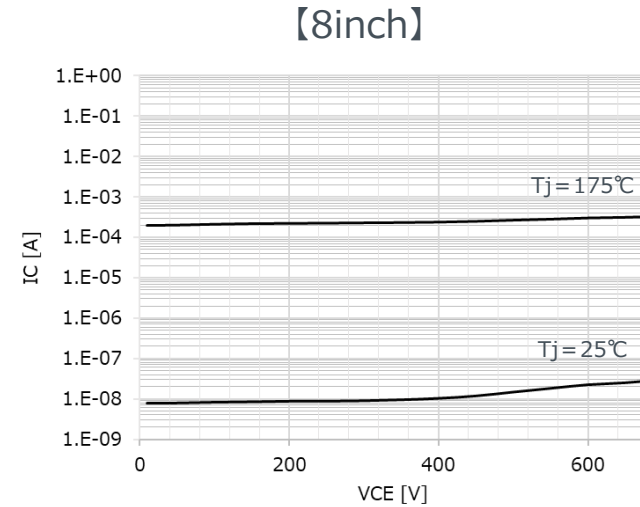
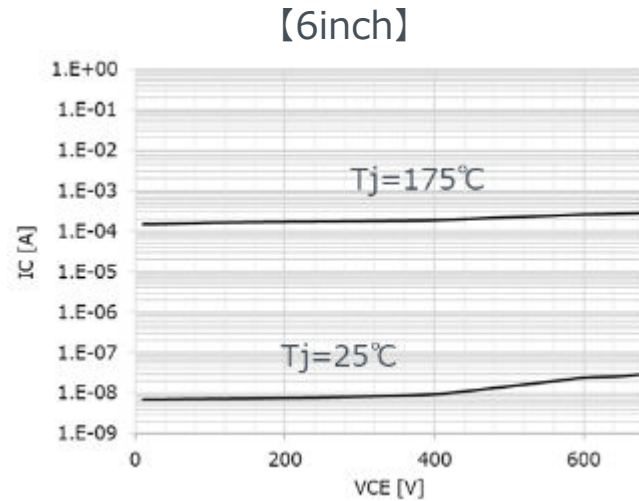


● Capacitance



It was confirmed that there was no significant difference in electrical characteristics between the 6inch product and the 8inch product.

● VCE-IC

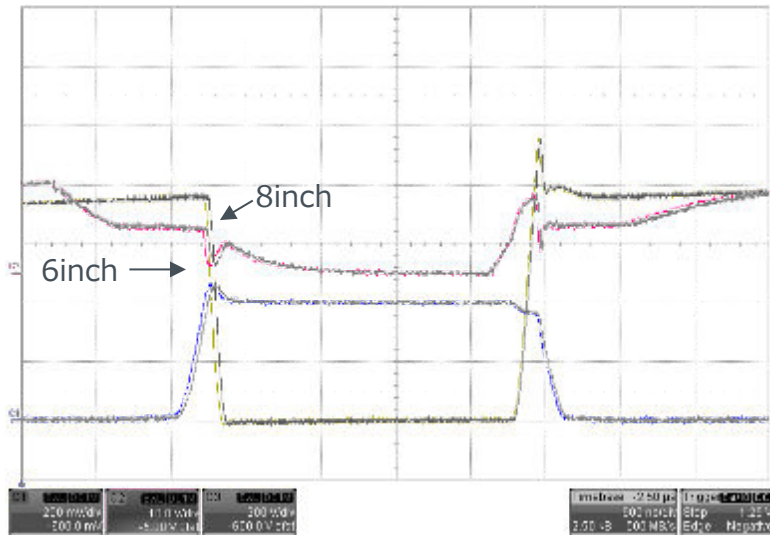


It was confirmed that there was no significant difference in electrical characteristics between the 6inch product and the 8inch product.

※This data was taken from a specific lot. Therefore, the data shown above is not guaranteed.

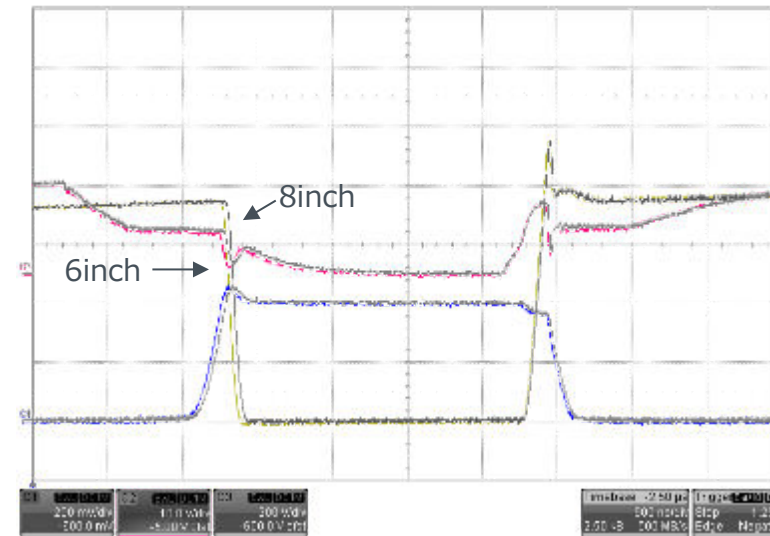
● SW (@Ta=25°C)

IC=40A, VCC=600V, VGE=15V, L=200μH, Rg=10Ω



● SW (@Ta=175°C)

IC=40A, VCC=600V, VGE=15V, L=200μH, Rg=10Ω

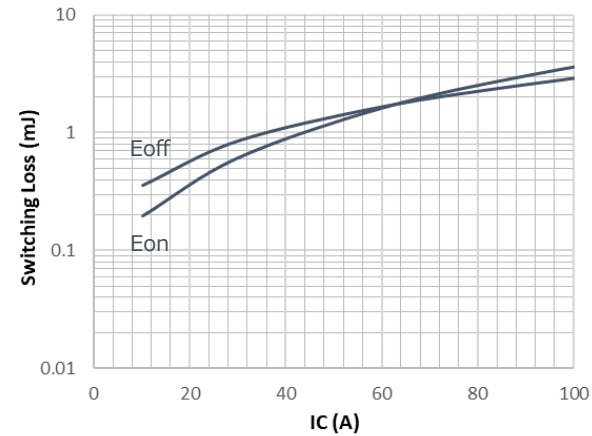
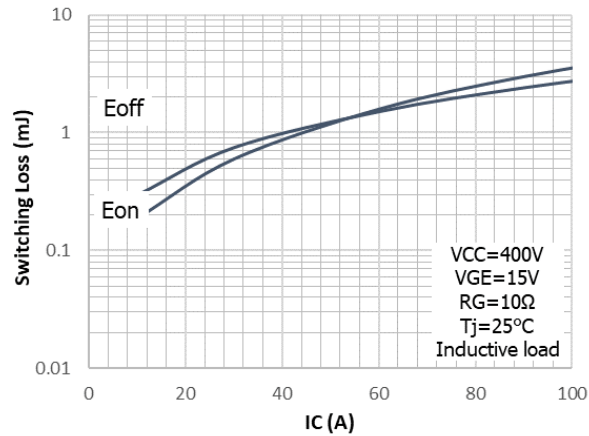
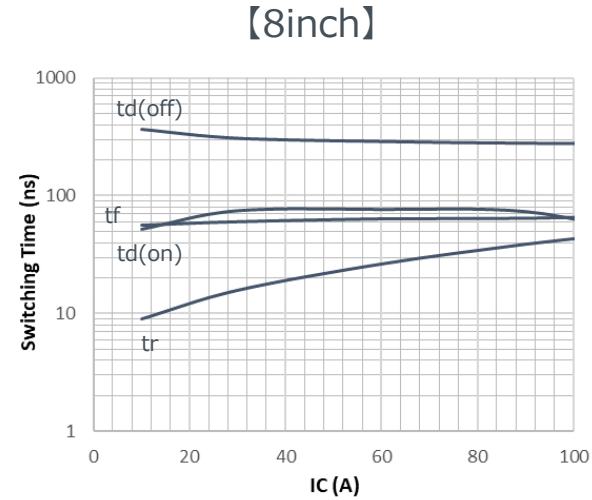
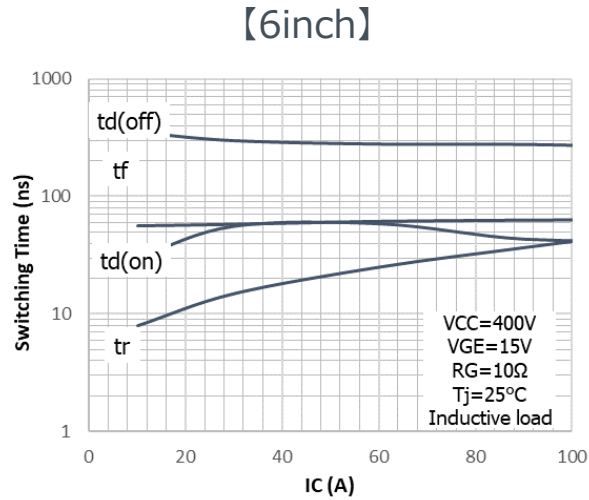


	6inch	8inch	Typ value of data sheet
td(on) [ns]	64	65	64
tr [ns]	31	31	31
td(off) [ns]	257	268	229
tf [ns]	33	42	31

	6inch	8inch	Typ value of data sheet
td(on) [ns]	61	63	61
tr [ns]	31	31	32
td(off) [ns]	270	286	254
tf [ns]	46	73	51

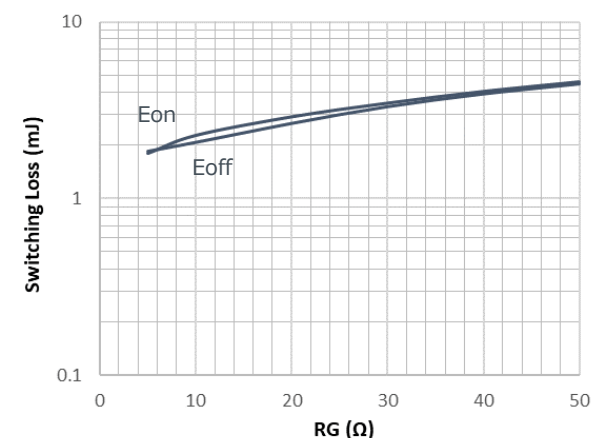
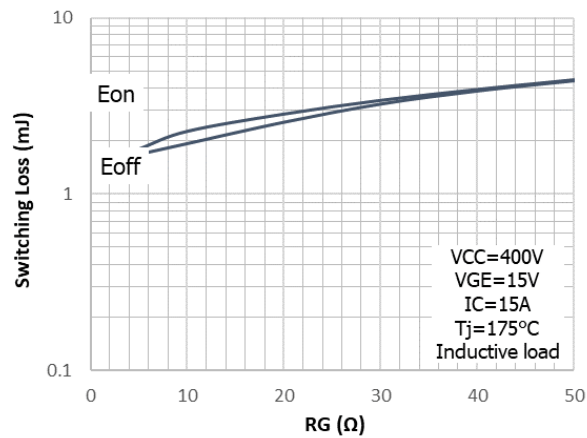
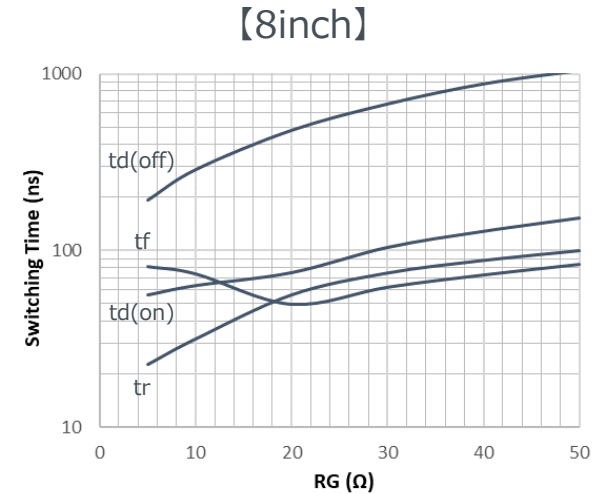
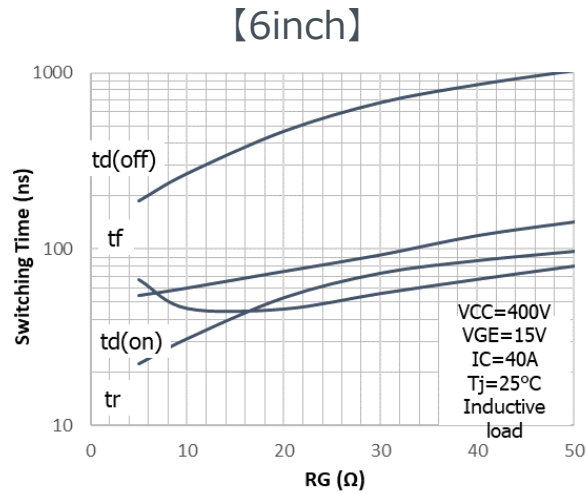
It was confirmed that there was no significant difference in electrical characteristics between the 6inch product and the 8inch product.

● SW-IC



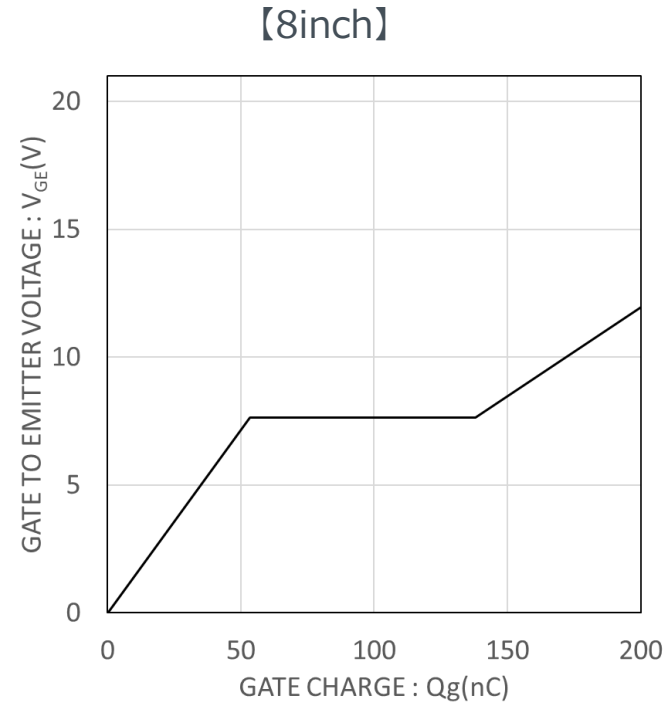
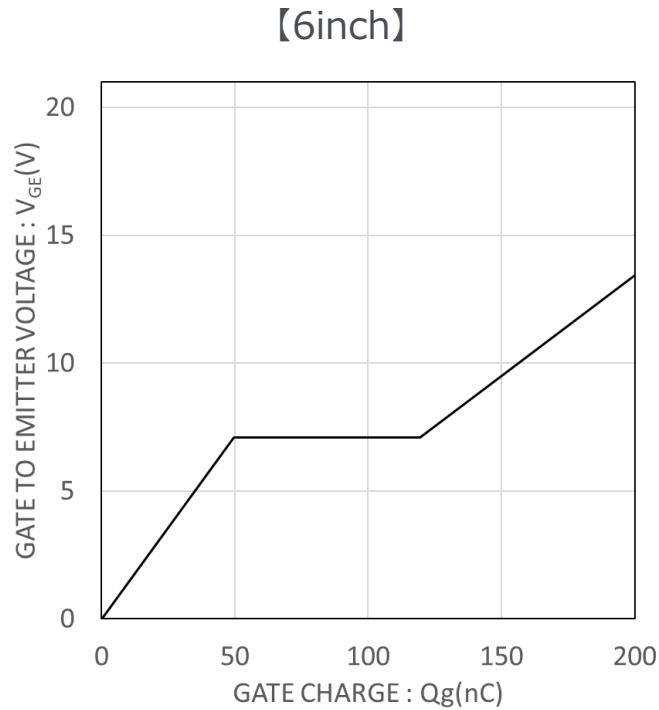
It was confirmed that there was no significant difference in electrical characteristics between the 6inch product and the 8inch product.

● SW-Rg



It was confirmed that there was no significant difference in electrical characteristics between the 6inch product and the 8inch product.

● VCE-IC

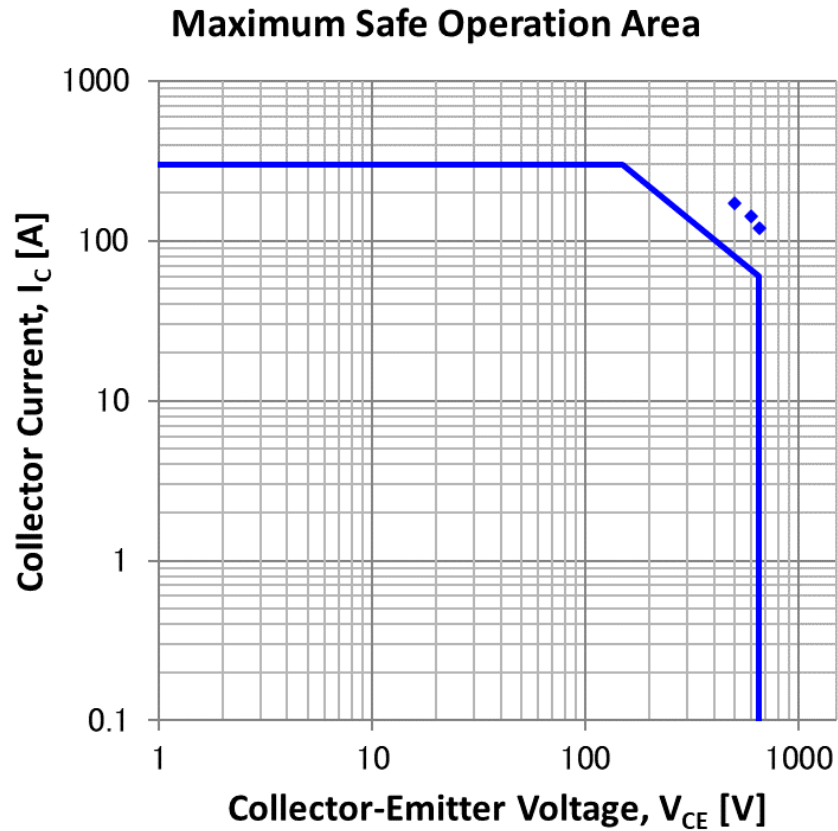


	6inch	8inch	Typ value of data sheet
Q_g [nC]	220	244	213
Q_{ge} [nC]	49	53	42
Q_{gc} [nC]	70	84	83

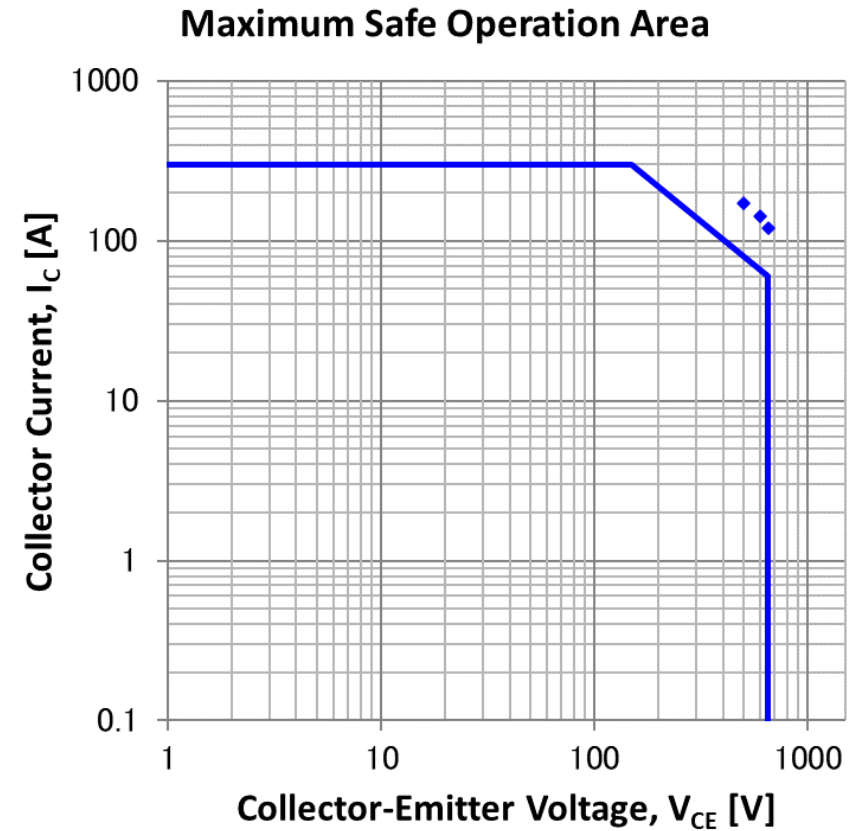
It was confirmed that there was no significant difference in electrical characteristics between the 6inch product and the 8inch product.

● FBSOA

【6inch】

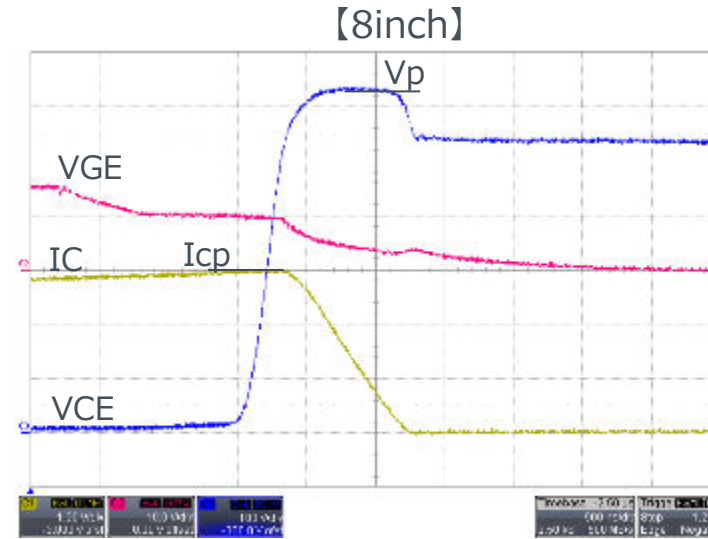
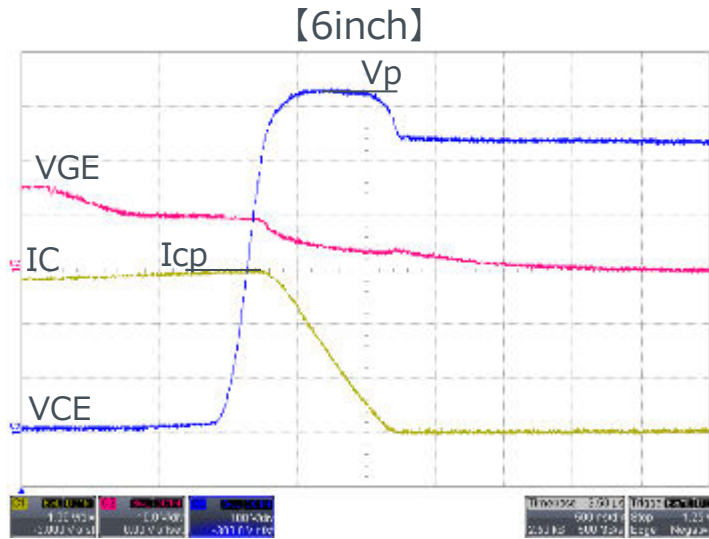


【8inch】

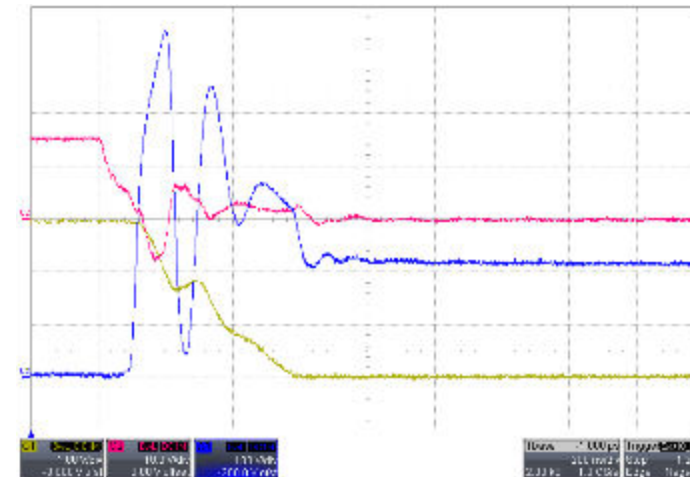
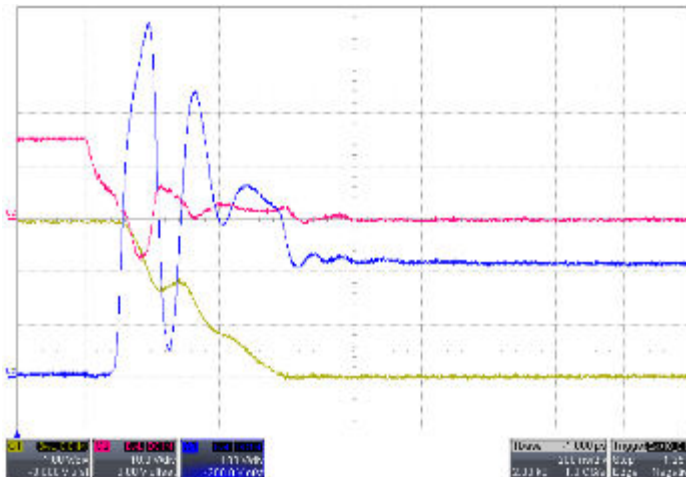


It was confirmed that there was no significant difference in electrical characteristics between the 6inch product and the 8inch product.

- RBSOA $V_{CC}=550V$, $V_p=650V$, $V_{GE}=15V$, $L=50\mu H$, $R_G=100\Omega$, $I_{cp}=300A$, $T_j=175^\circ C$

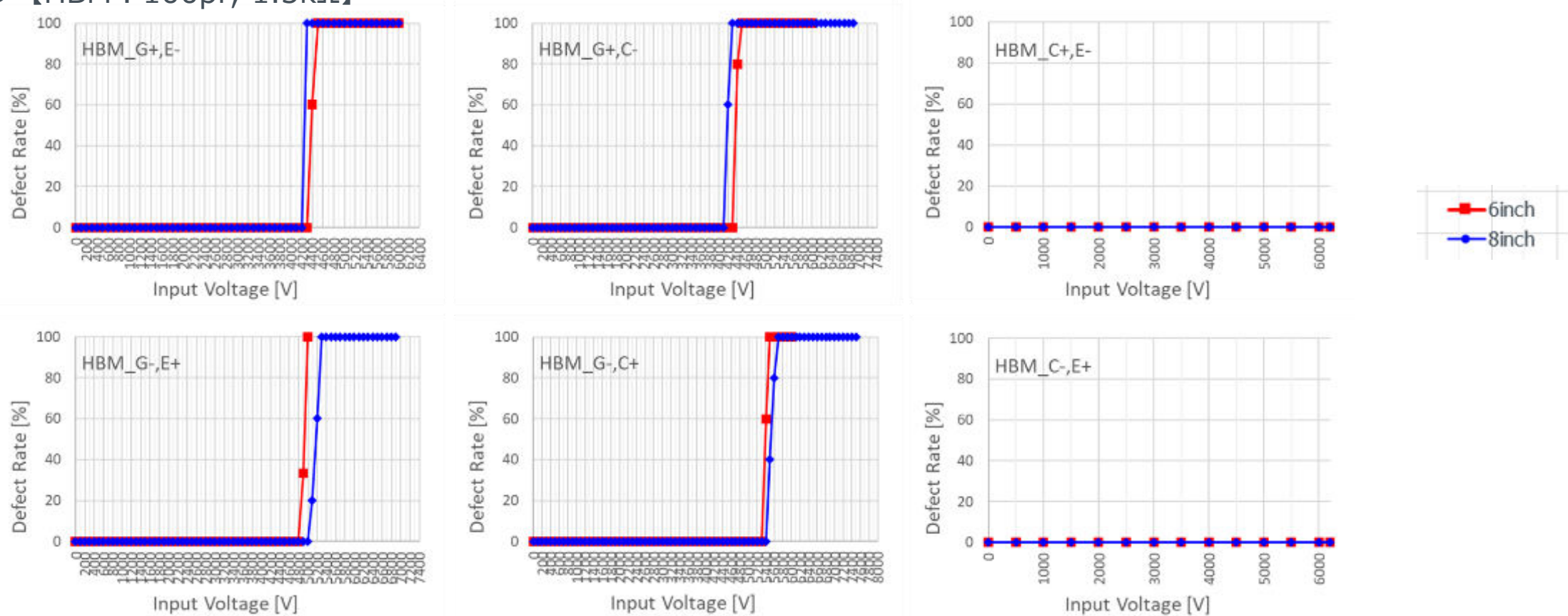


$V_{CC}=210V$, $V_p=650V$, $V_{GE}=15V$, $L=50\mu H$, $R_G=0.5\Omega$, $I_{cp}=300A$, $T_j=175^\circ C$



It was confirmed that there was no significant difference in electrical characteristics between the 6inch product and the 8inch product.

● ESD [HBM : 100pF, 1.5kΩ]



● ESD [CDM]

IGBT	Input Voltage
6inch	No break at 1kV

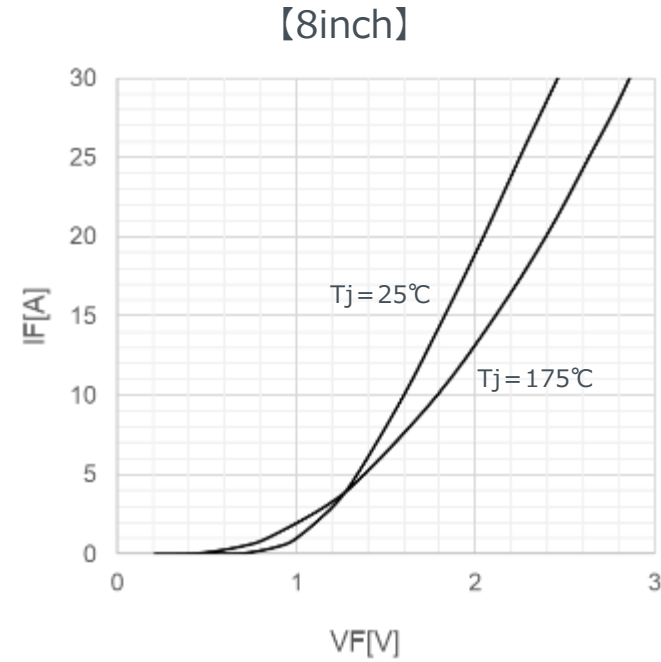
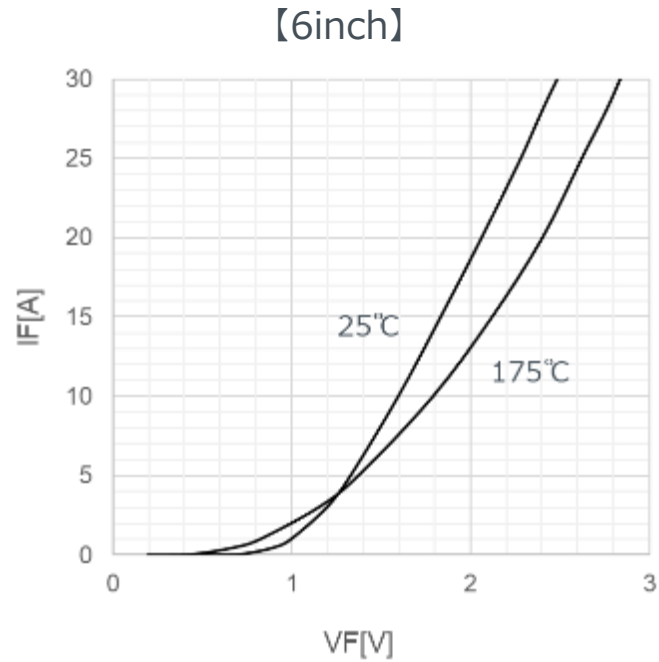
IGBT	Input Voltage
8inch	No break at 1kV

It was confirmed that there was no significant difference in electrical characteristics between the 6inch product and the 8inch product.

- FRD Electrical characteristics

Sample : FRD($I_{F(\text{Nominal})}$: 10A) 6inch, 8inch

● IF-VF

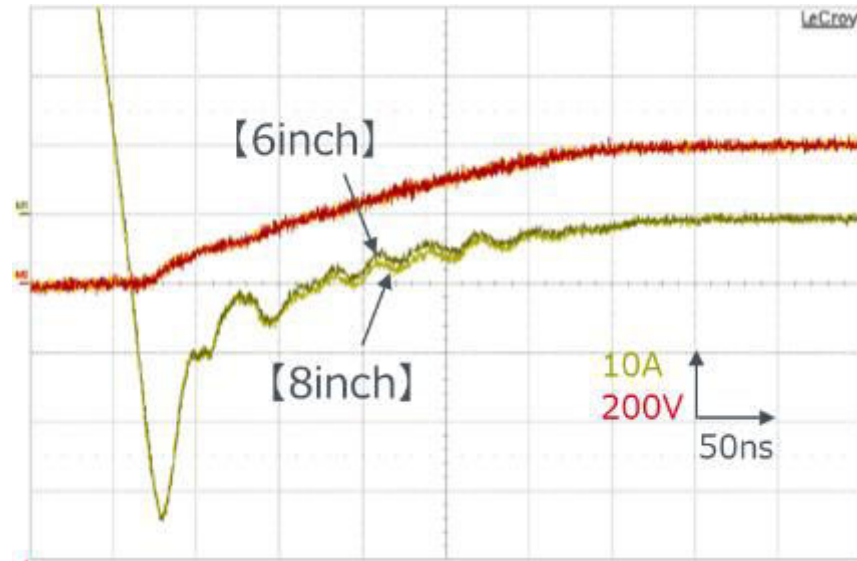


It was confirmed that there was no significant difference in electrical characteristics between the 6inch product and the 8inch product.

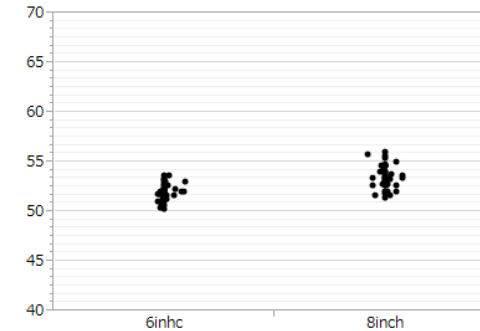
※This data was taken from a specific lot. Therefore, the data shown above is not guaranteed.

● Reverse Recovery (@Ta=25°C)

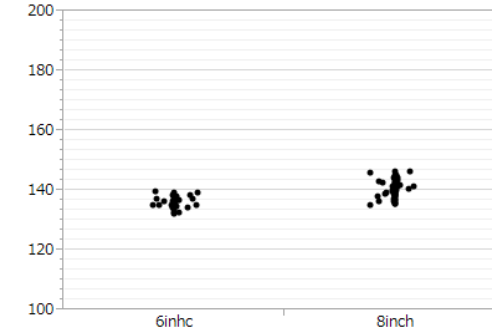
IF=10A, VCC=400V, dif/dt=200A/μs, Tj=25°C



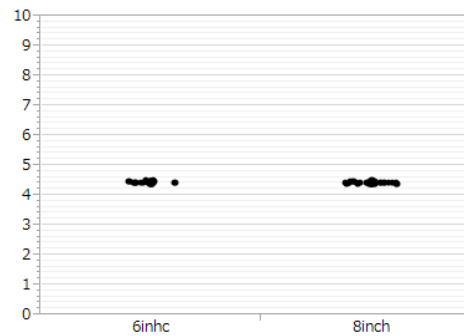
trr [ns]



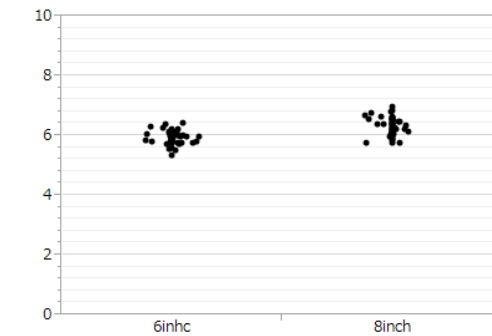
Qrr [nC]



Irr [A]



Err [uJ]



It was confirmed that there was no significant difference in electrical characteristics between the 6inch product and the 8inch product.

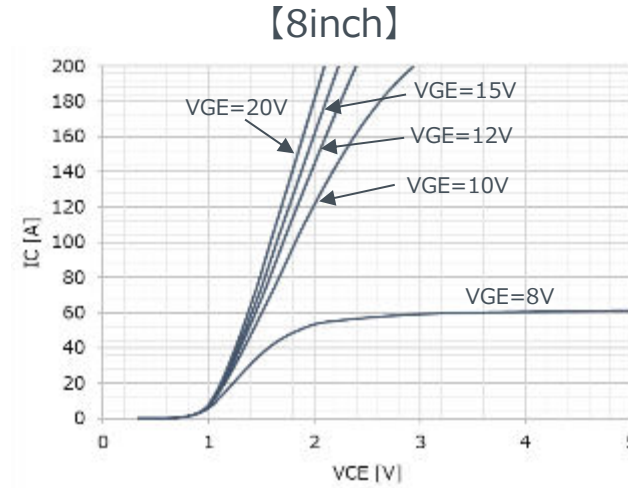
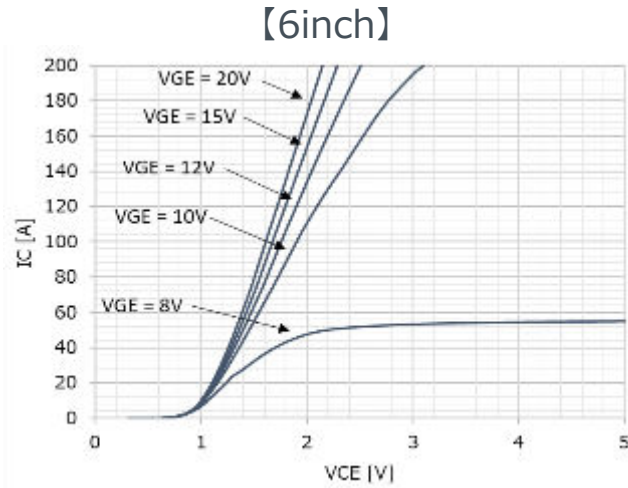
※This data was taken from a specific lot. Therefore, the data shown above is not guaranteed.

- IGBT Electrical characteristics

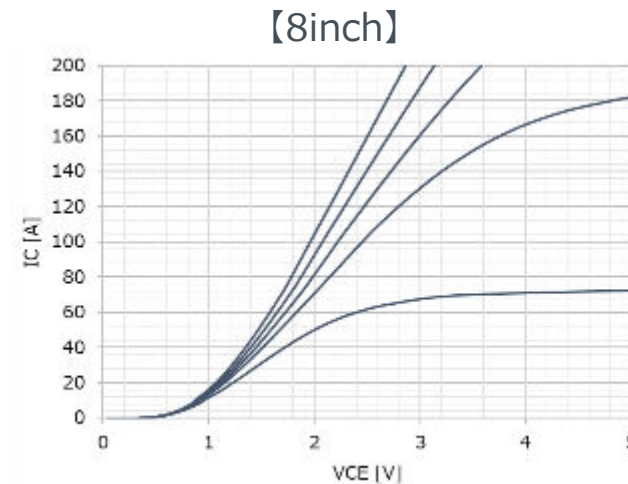
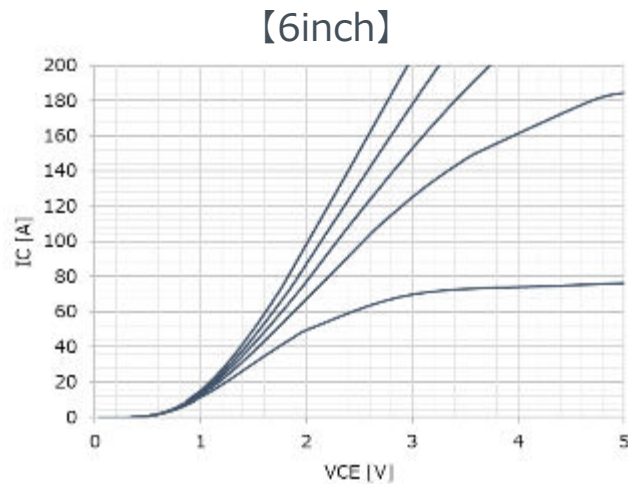
Sample :RGTVX6**65

IGBT :6inch, 8inch

● IC-VCE (@Tj=25°C)

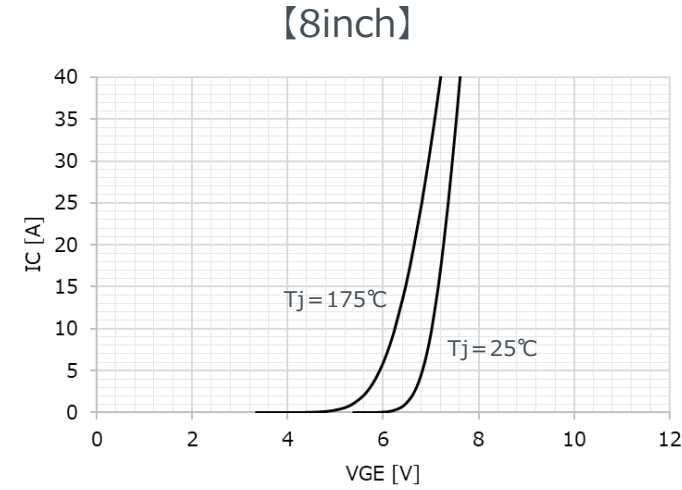
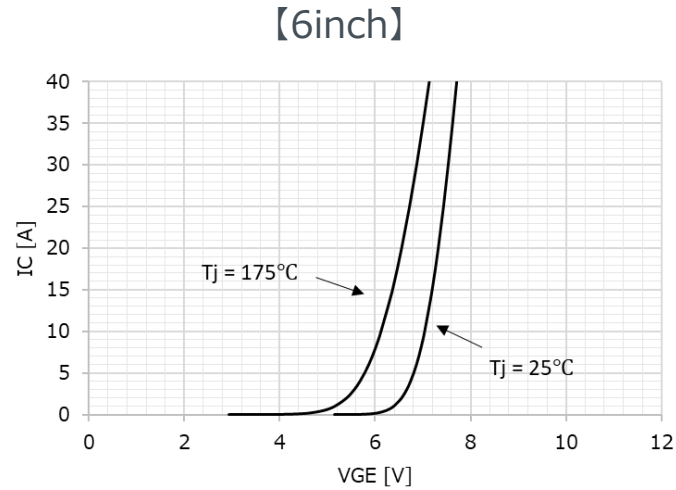


● IC-VCE (@Tj=175°C)

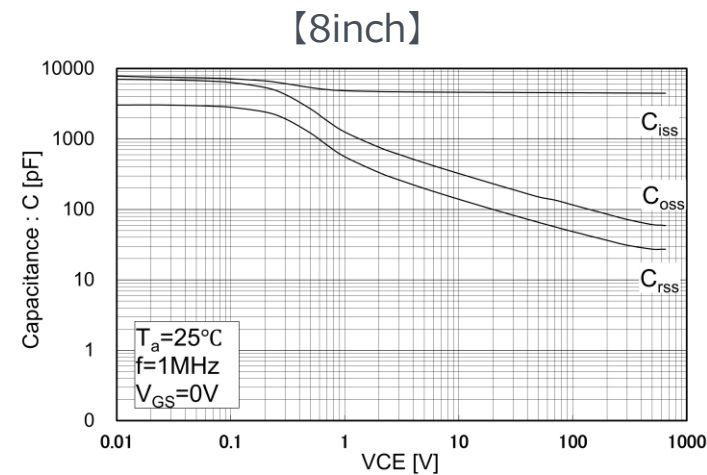
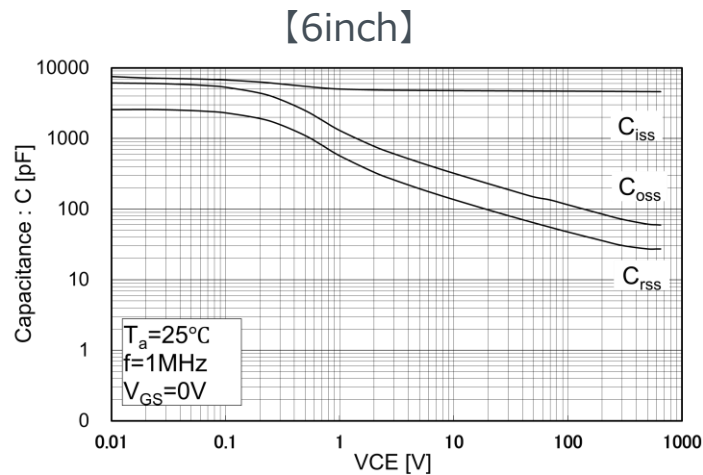


It was confirmed that there was no significant difference in electrical characteristics between the 6inch product and the 8inch product.

● IC-VGE (@VCE=10V)



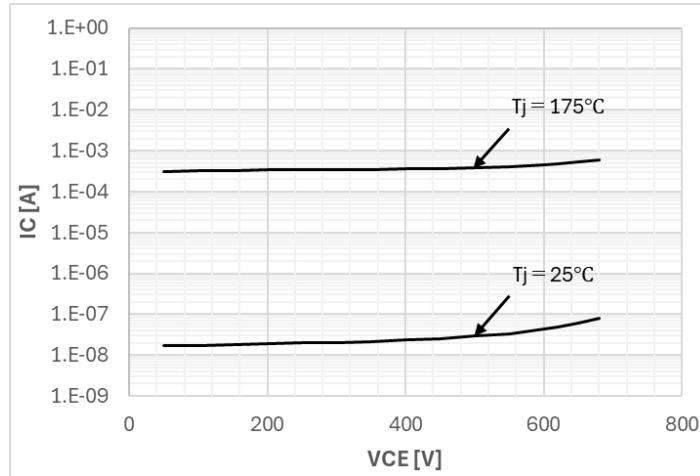
● Capacitance



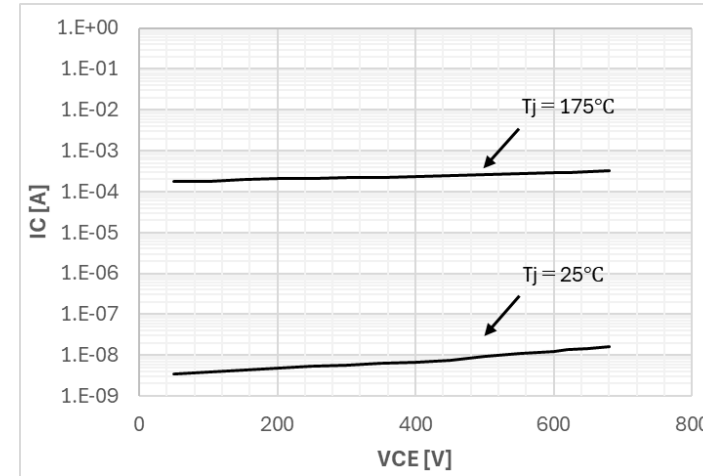
It was confirmed that there was no significant difference in electrical characteristics between the 6inch product and the 8inch product.

● VCE-IC

【6inch】



【8inch】

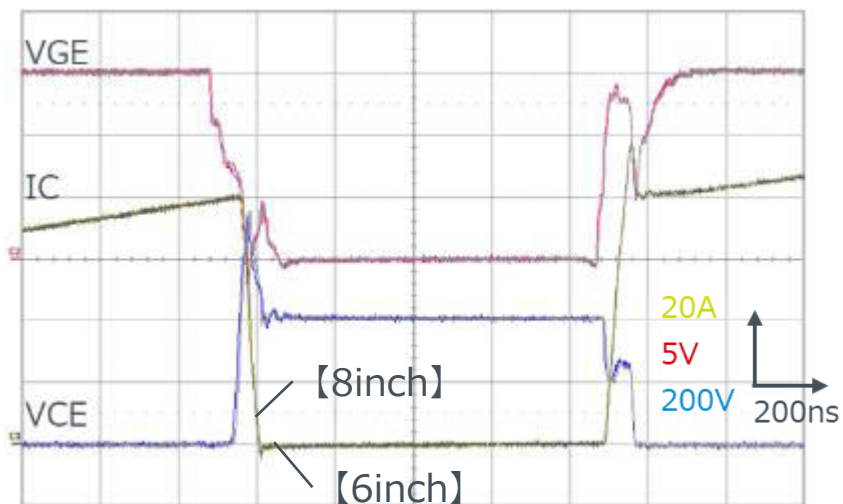


It was confirmed that there was no significant difference in electrical characteristics between the 6inch product and the 8inch product.

※This data was taken from a specific lot. Therefore, the data shown above is not guaranteed.

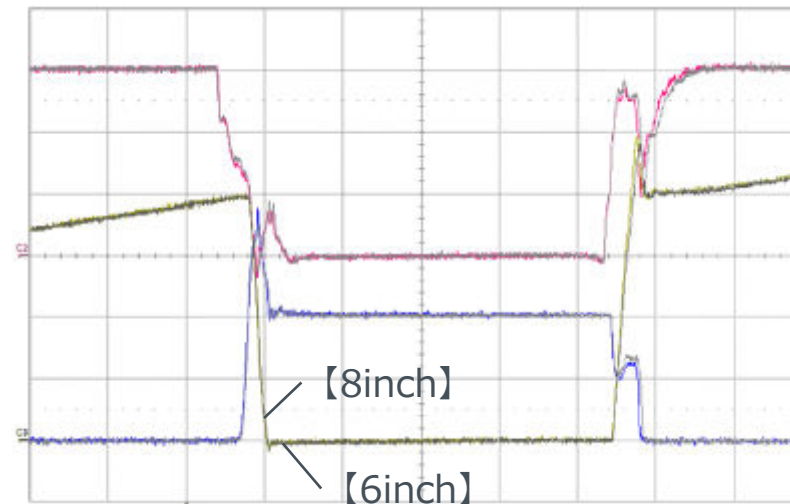
● SW (@Ta=25°C)

IC=80A, VCC=400V, VGE=15V, L=50μH, Rg=10Ω



● SW (@Ta=175°C)

IC=80A, VCC=400V, VGE=15V, L=50μH, Rg=10Ω

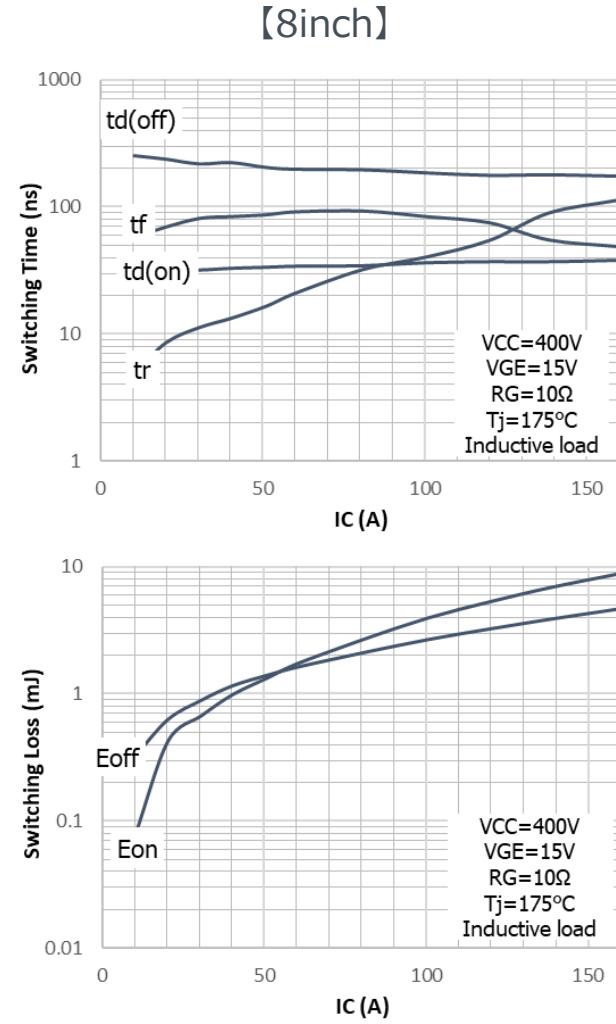
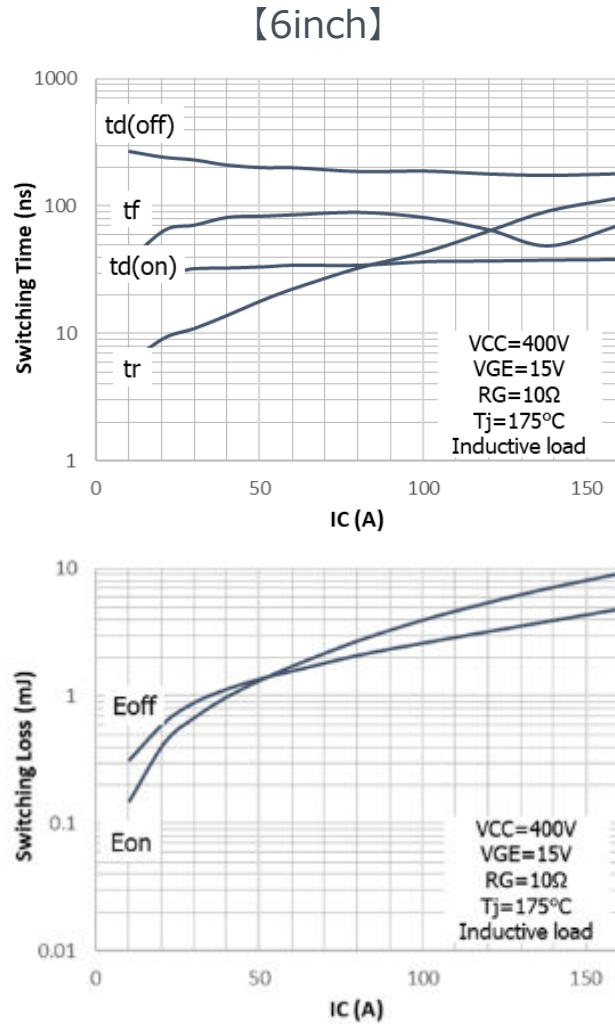


	6inch	8inch	Typ value of data sheet
td(on) [ns]	38	37	45
tr [ns]	29	27	29
td(off) [ns]	181	185	201
tf [ns]	35	37	34

	6inch	8inch	Typ value of data sheet
td(on) [ns]	35	35	49
tr [ns]	33	32	34
td(off) [ns]	188	195	218
tf [ns]	89	93	80

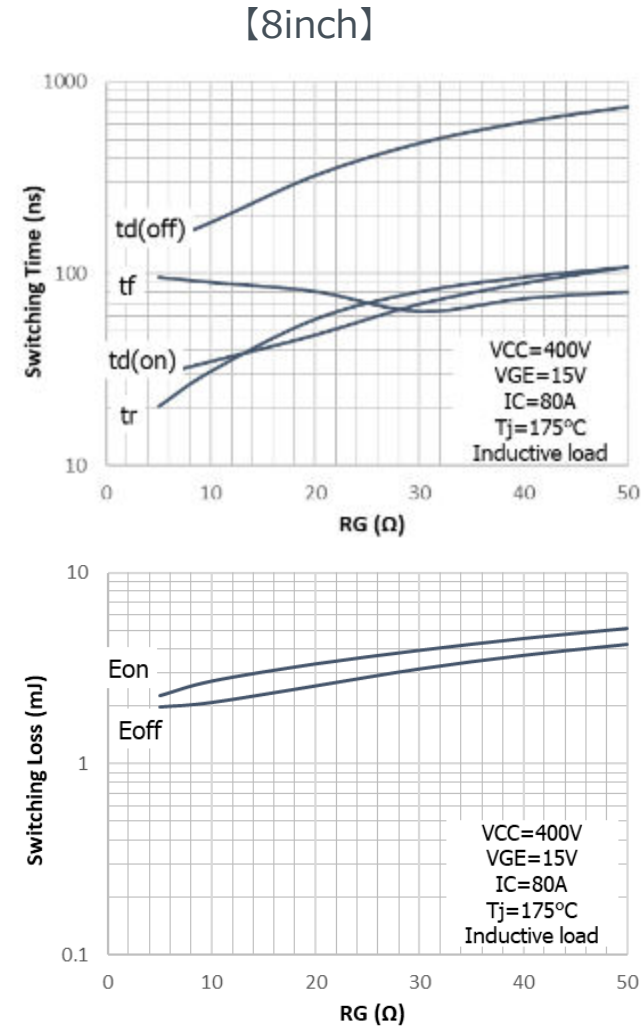
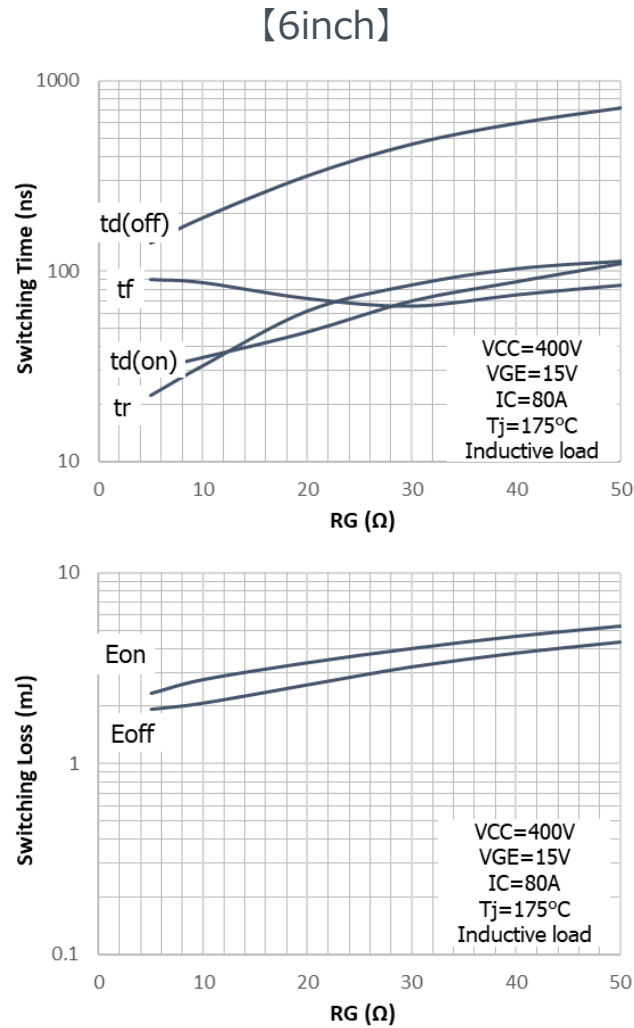
It was confirmed that there was no significant difference in electrical characteristics between the 6inch product and the 8inch product.

● SW-IC



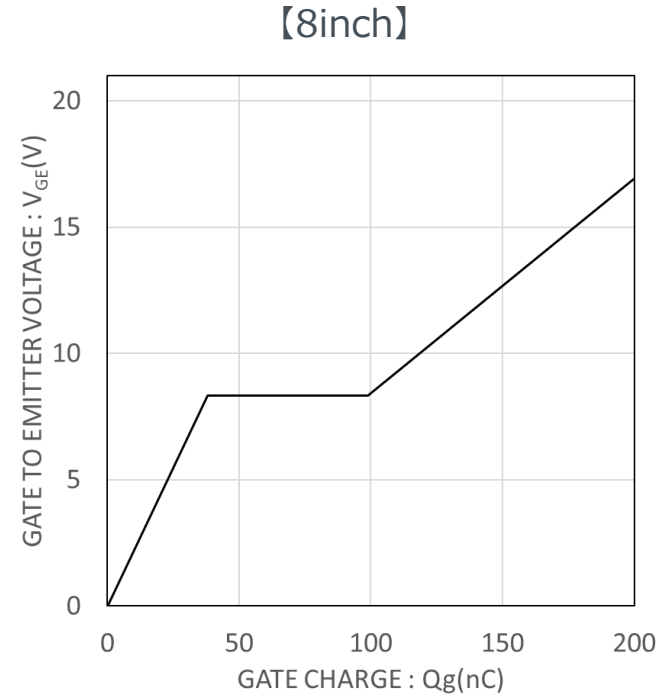
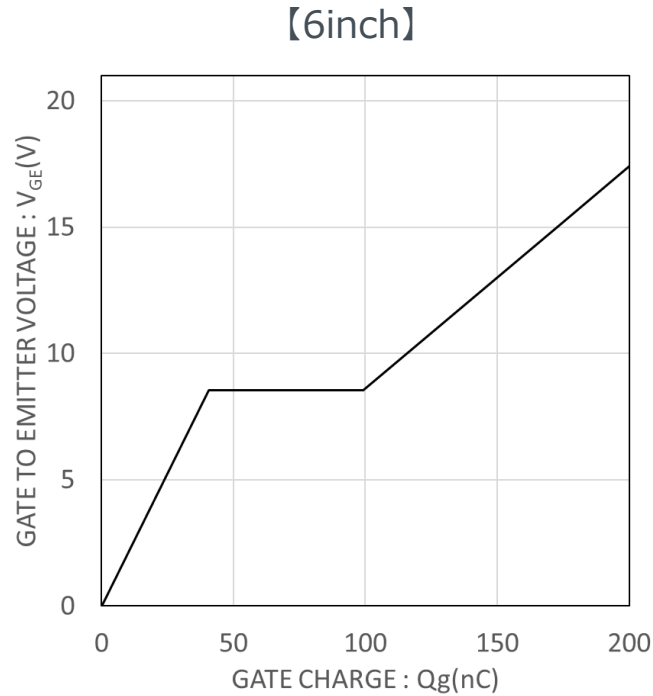
It was confirmed that there was no significant difference in electrical characteristics between the 6inch product and the 8inch product.

● SW-Rg



It was confirmed that there was no significant difference in electrical characteristics between the 6inch product and the 8inch product.

● VCE-IC

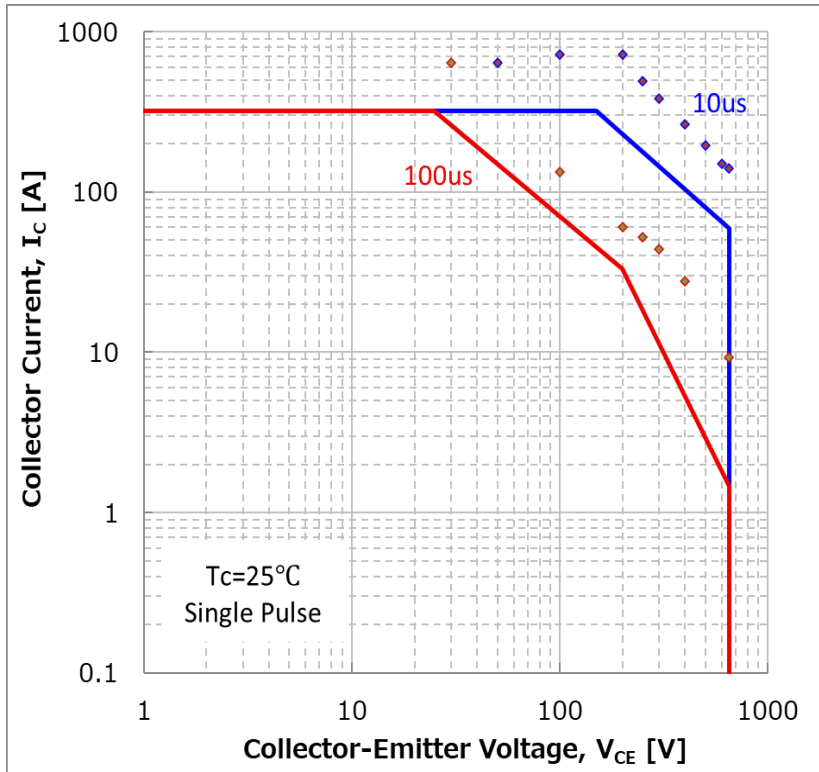


	6inch	8inch	Typ value of data sheet
Qg [nC]	173	177	171
Qge [nC]	41	38	33
Qgc [nC]	59	61	59

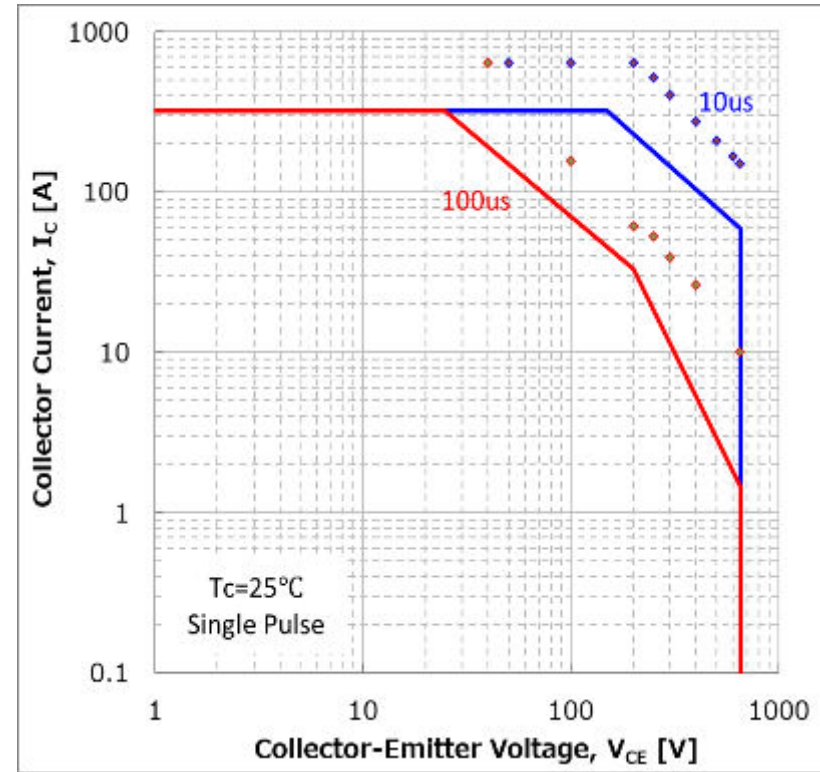
It was confirmed that there was no significant difference in electrical characteristics between the 6inch product and the 8inch product.

● FBSOA

【6inch】

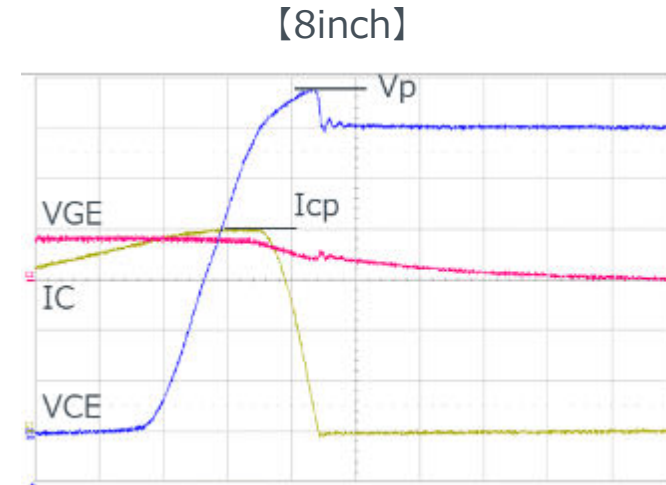
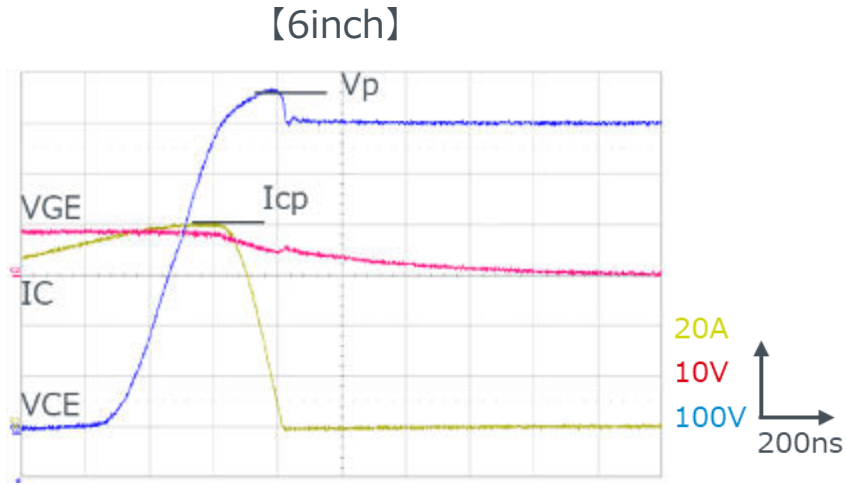


【8inch】

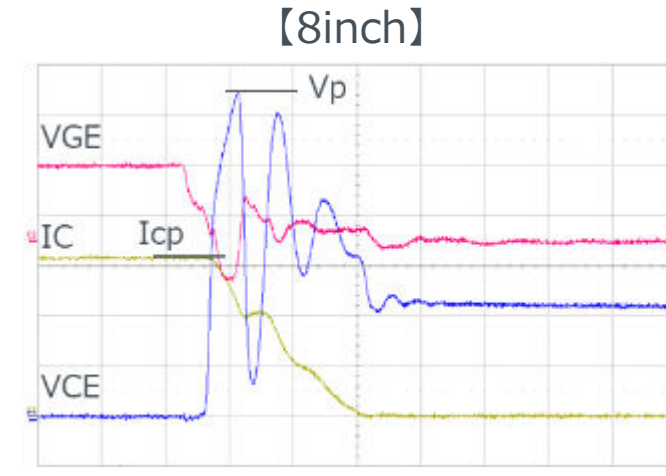
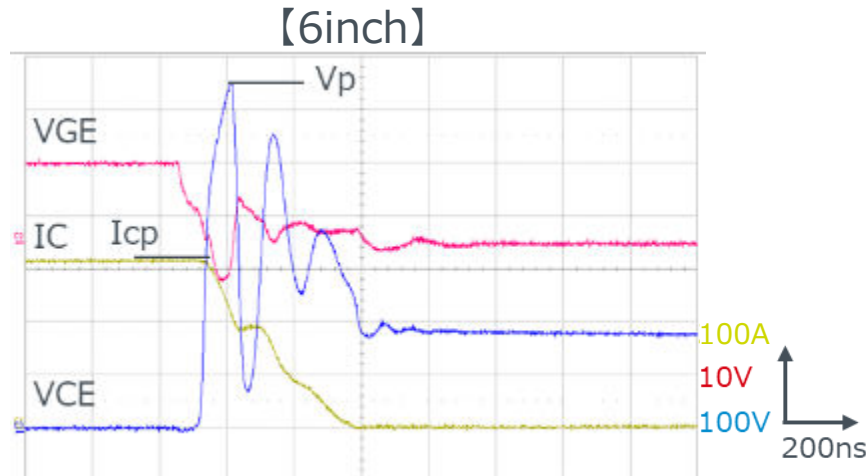


It was confirmed that there was no significant difference in electrical characteristics between the 6inch product and the 8inch product.

- RBSOA $V_{CC}=610V$, $V_p=650V$, $V_{GE}=15V$, $L=50\mu H$, $R_G=250\Omega$, $I_{cp}=80A$, $T_j=25^\circ C$



- $V_p=650V$, $V_{GE}=15V$, $L=50\mu H$, $R_G=0.5\Omega$, $I_{cp}=320A$, $T_j=175^\circ C$

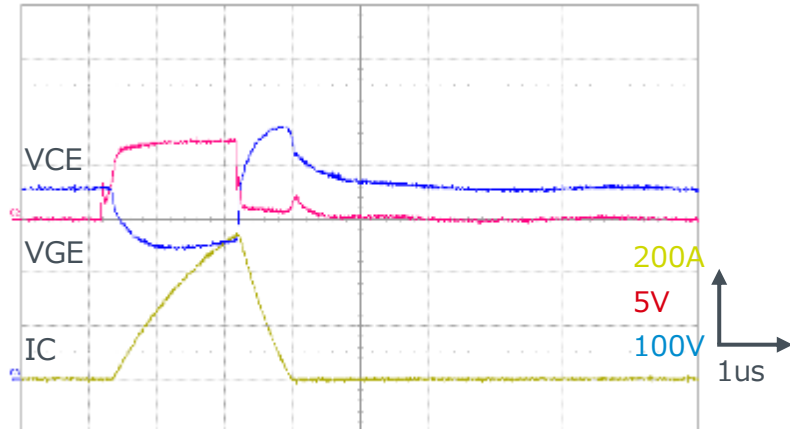


No sample was destroyed less than $I_C=320A$. N=6pcs

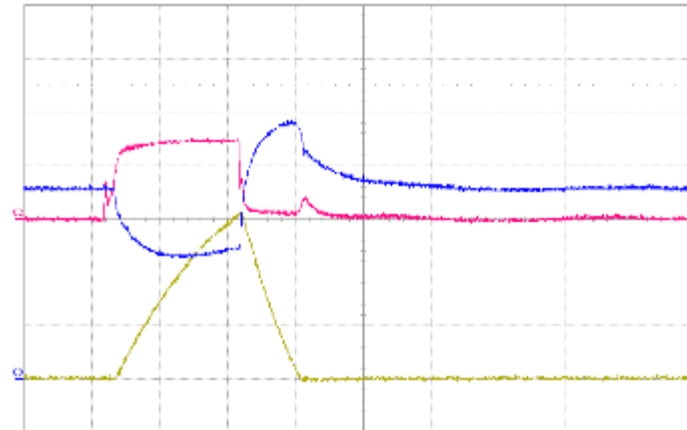
It was confirmed that there was no significant difference in electrical characteristics between the 6inch product and the 8inch product.

● SCSOA $V_{CC}=360V$, $V_{GE}=15V$, $T_j=25^\circ C$


【6inch】



【8inch】



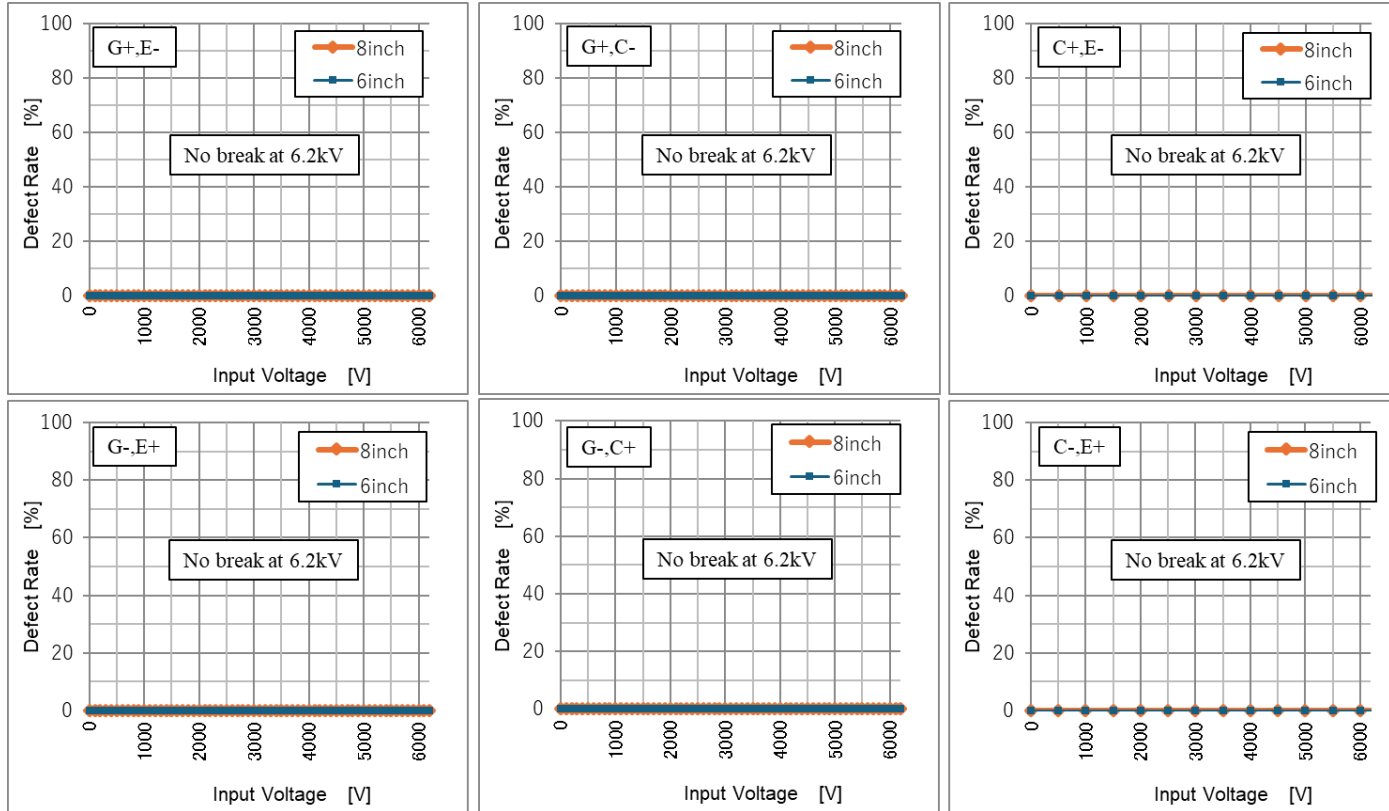
$V_{CC}=360V$, $V_{GE}=15V$, $T_j=25^\circ C$



It was confirmed that there was no significant difference in electrical characteristics between the 6inch product and the 8inch product.

※This data was taken from a specific lot. Therefore, the data shown above is not guaranteed. © ROHM Co., Ltd.

● ESD [HBM : 100pF, 1.5kΩ]



● ESD [CDM]

IGBT	Input Voltage
6inch	No break at 1kV

IGBT	Input Voltage
8inch	No break at 1kV

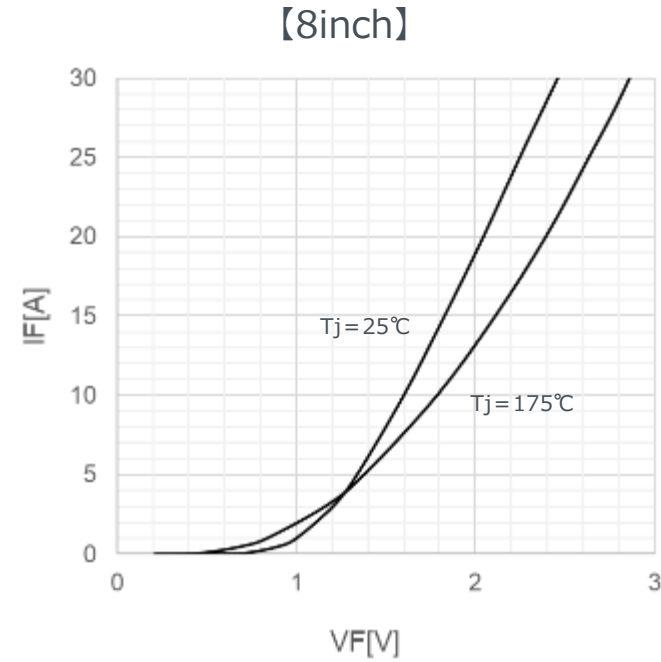
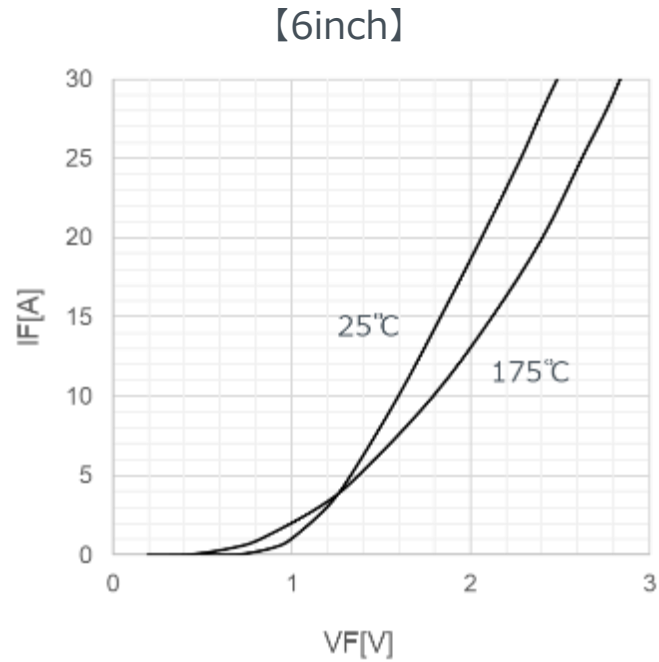
It was confirmed that there was no significant difference in electrical characteristics between the 6inch product and the 8inch product.

※This data was taken from a specific lot. Therefore, the data shown above is not guaranteed. © ROHM Co., Ltd.

- FRD Electrical characteristics

Sample : FRD($I_{F(Nominal)}$: 10A) 6inch, 8inch

● IF-VF

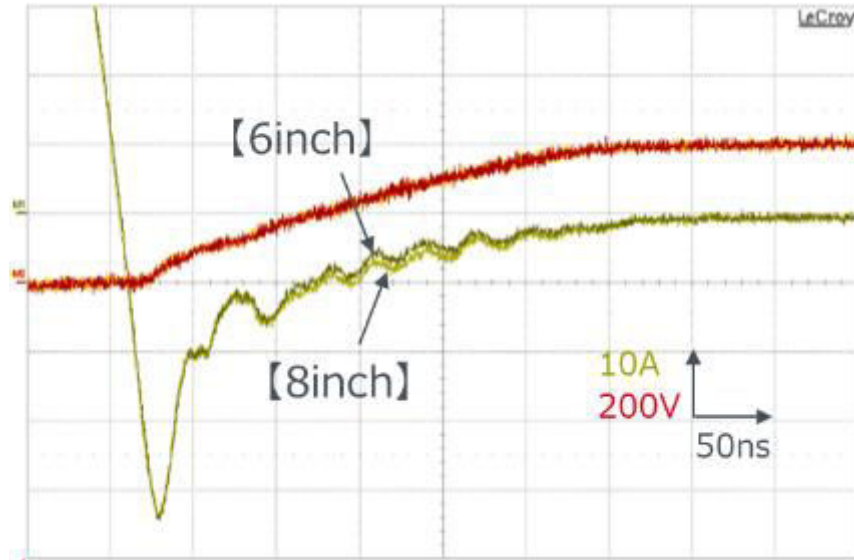


It was confirmed that there was no significant difference in electrical characteristics between the 6inch product and the 8inch product.

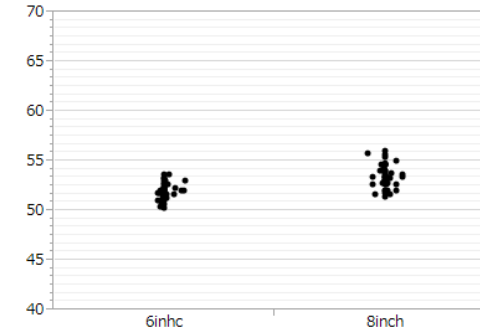
※This data was taken from a specific lot. Therefore, the data shown above is not guaranteed.

● Reverse Recovery (@Ta=25°C)

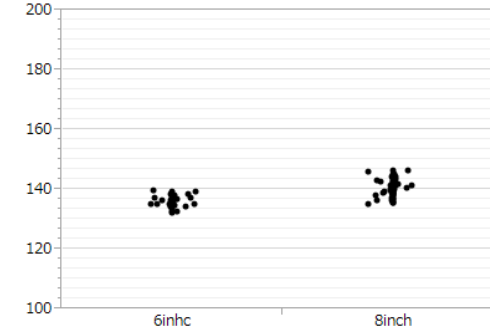
IF=10A, VCC=400V, dif/dt=200A/μs, Tj=25°C



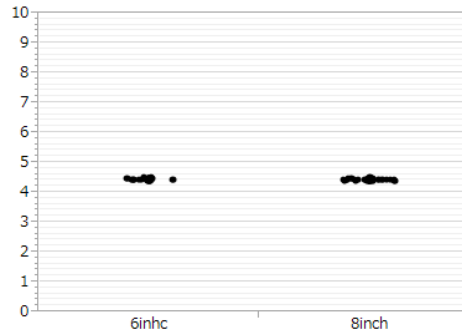
trr [ns]



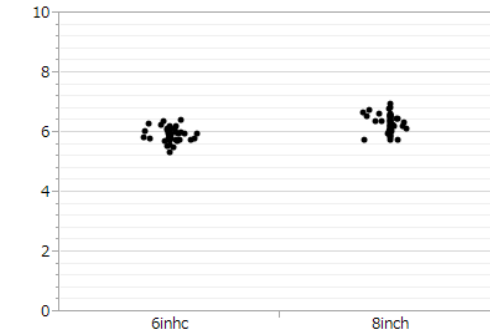
Qrr [nC]



Irr [A]



Err [uJ]



It was confirmed that there was no significant difference in electrical characteristics between the 6inch product and the 8inch product.

※This data was taken from a specific lot. Therefore, the data shown above is not guaranteed.

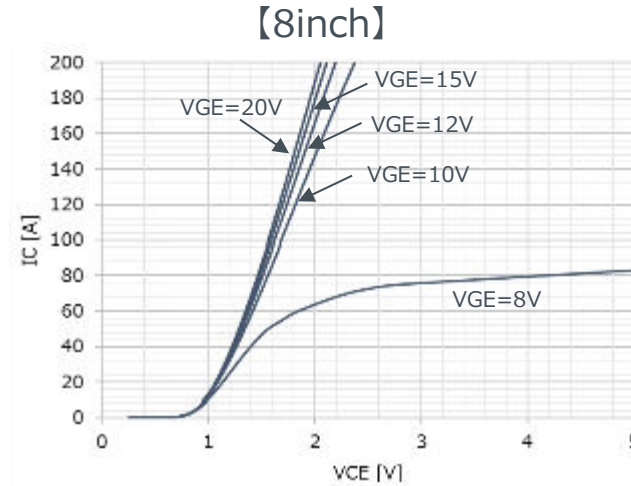
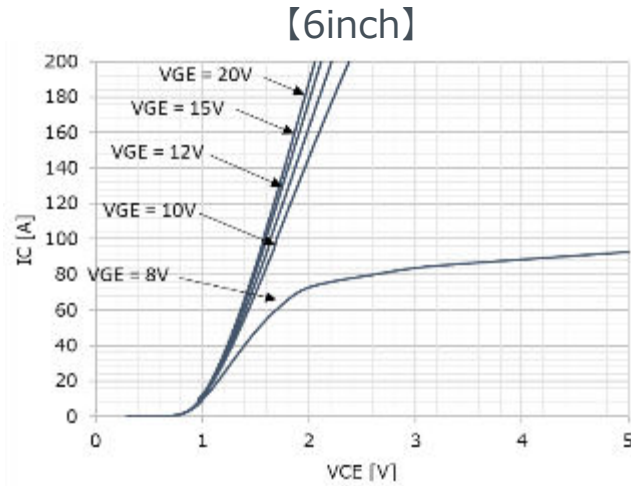
- IGBT Electrical characteristics

Sample :RGWS**65GC13

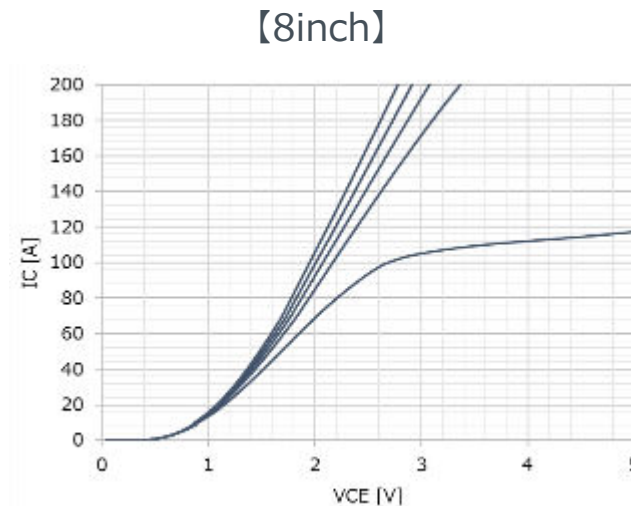
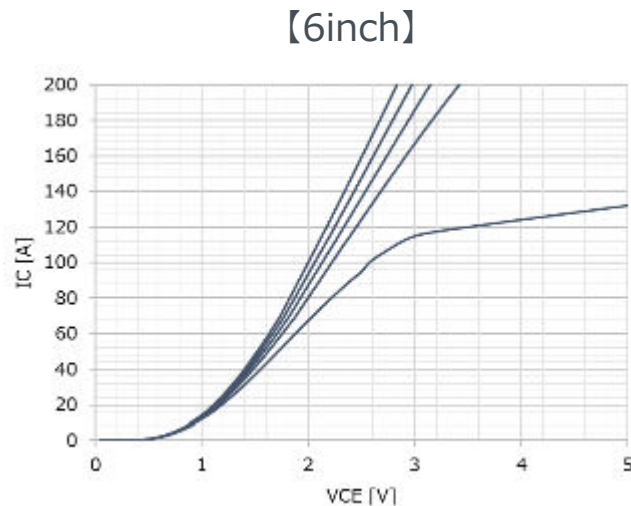
IGBT :6inch, 8inch

Package :TO-247GE(GEM)

● IC-VCE (@Tj=25°C)

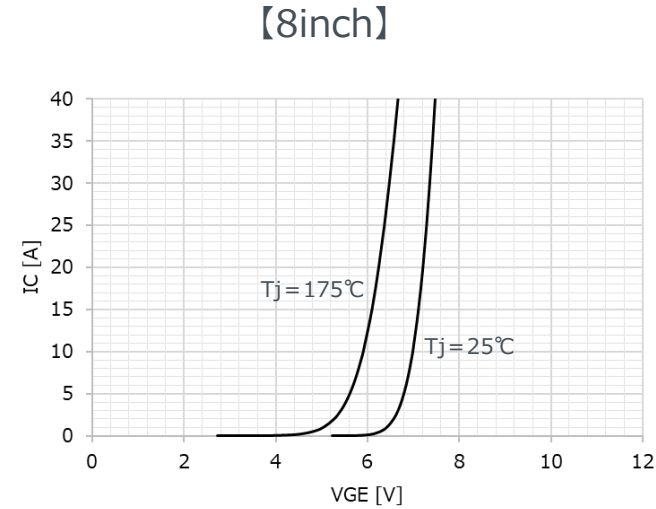
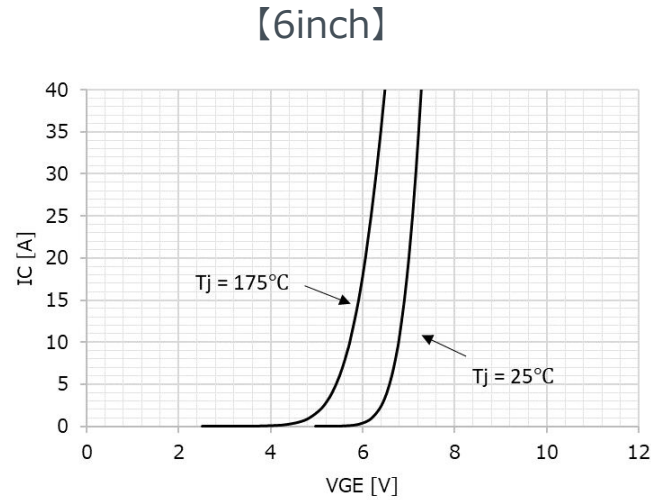


● IC-VCE (@Tj=175°C)

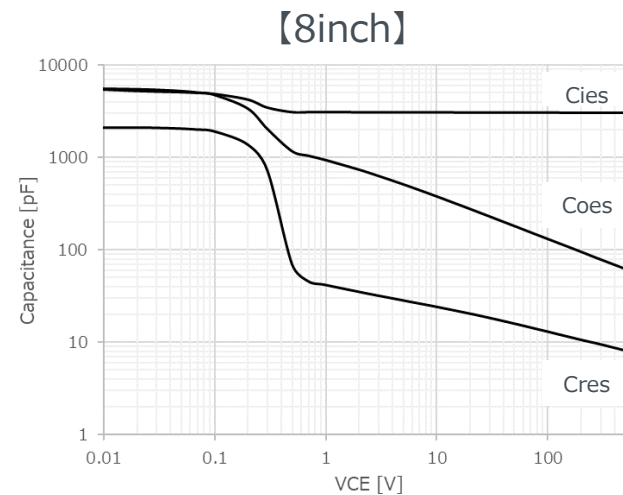
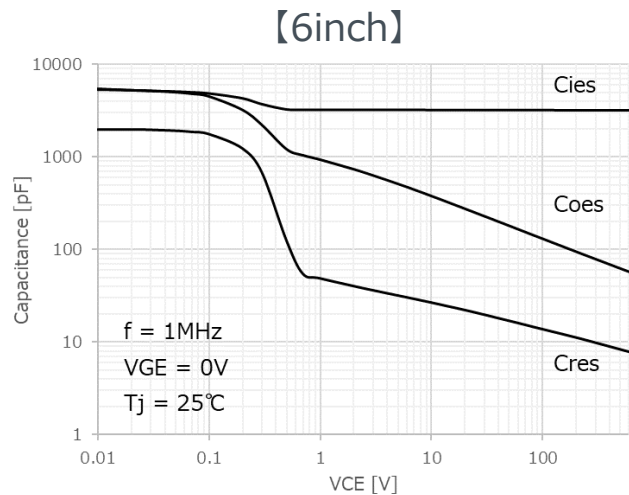


It was confirmed that there was no significant difference in electrical characteristics between the 6inch product and the 8inch product.

● IC-VGE (@VCE=10V)

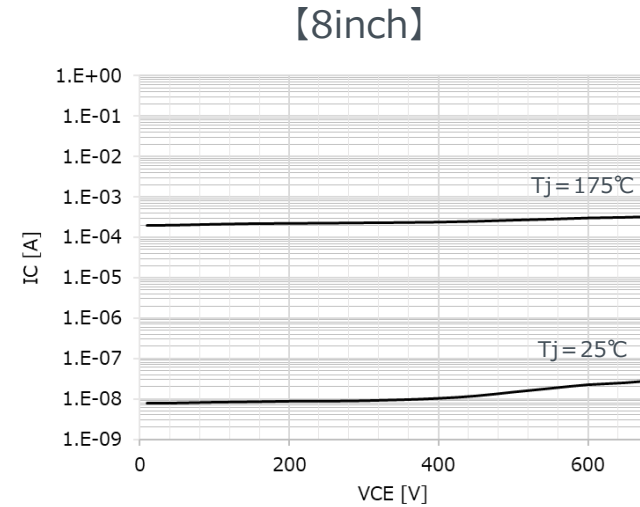
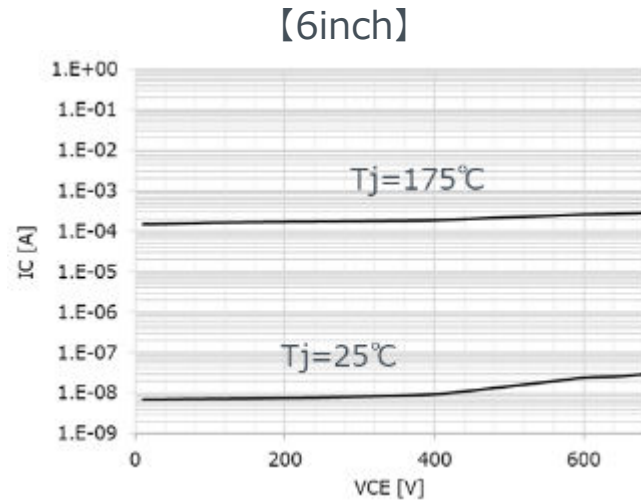


● Capacitance



It was confirmed that there was no significant difference in electrical characteristics between the 6inch product and the 8inch product.

● VCE-IC

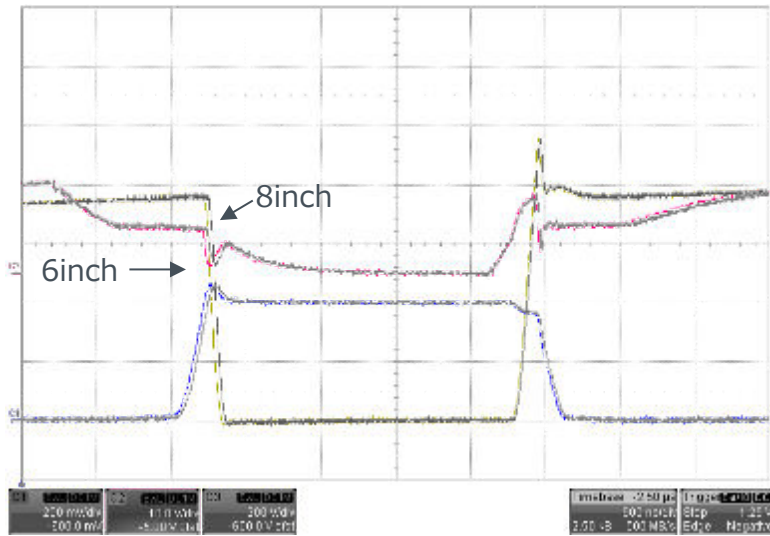


It was confirmed that there was no significant difference in electrical characteristics between the 6inch product and the 8inch product.

※This data was taken from a specific lot. Therefore, the data shown above is not guaranteed.

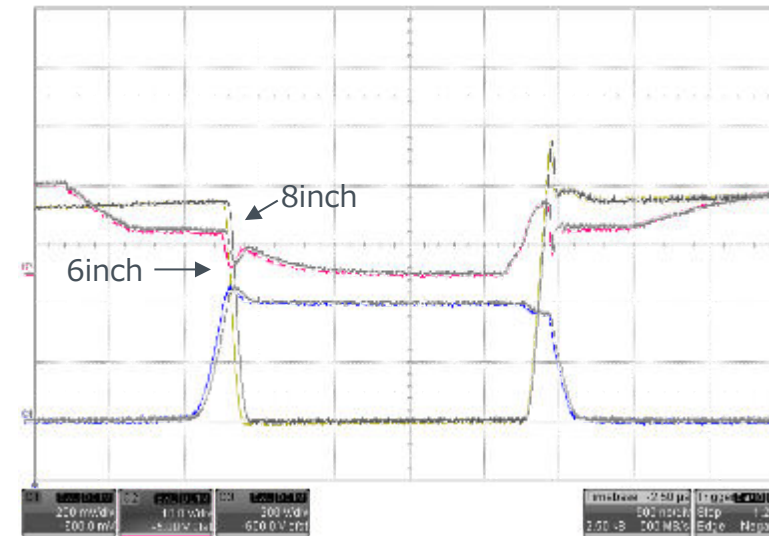
● SW (@Ta=25°C)

IC=40A, VCC=600V, VGE=15V, L=200μH, Rg=10Ω



● SW (@Ta=175°C)

IC=40A, VCC=600V, VGE=15V, L=200μH, Rg=10Ω

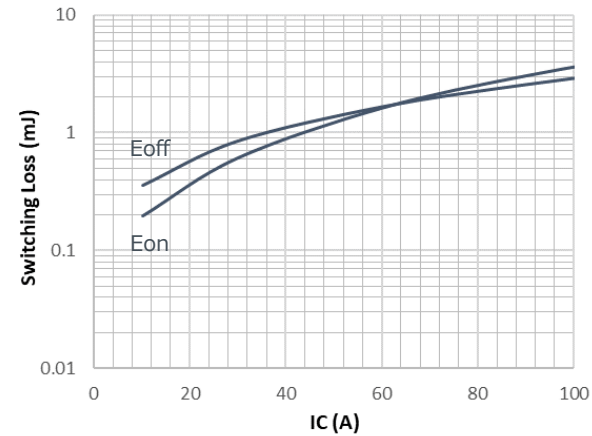
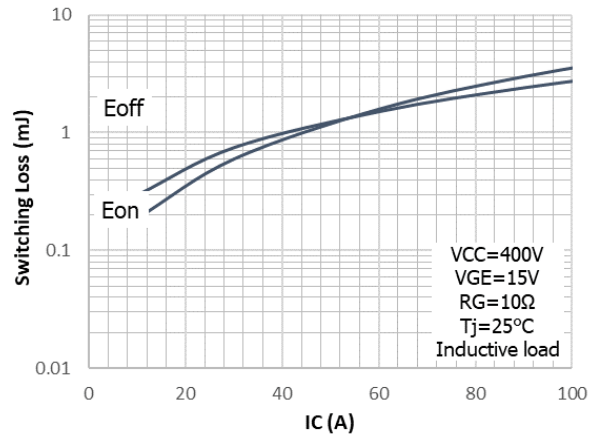
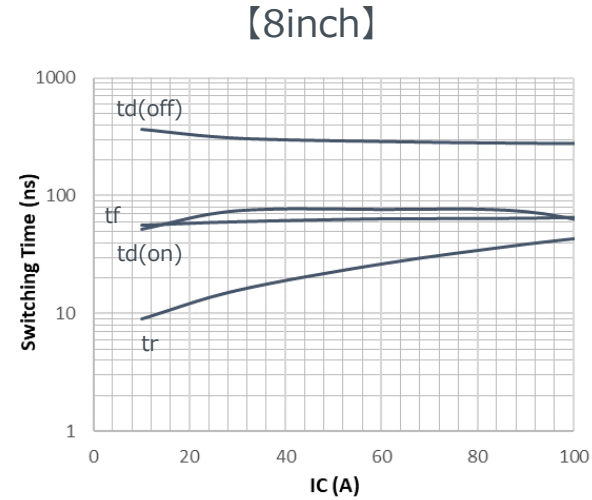
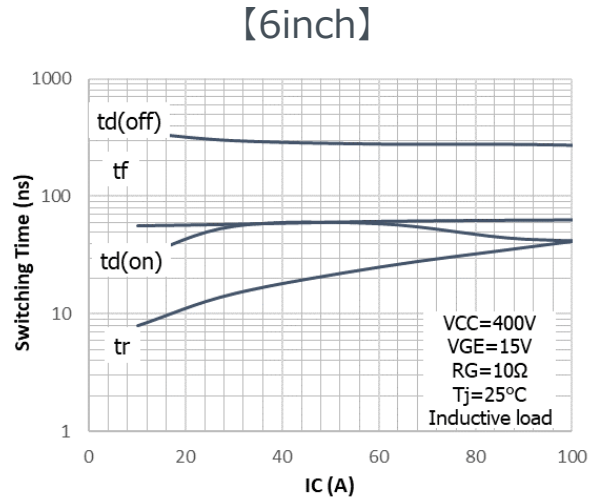


	6inch	8inch	Typ value of data sheet
td(on) [ns]	64	65	64
tr [ns]	31	31	31
td(off) [ns]	257	268	229
tf [ns]	33	42	31

	6inch	8inch	Typ value of data sheet
td(on) [ns]	61	63	61
tr [ns]	31	31	32
td(off) [ns]	270	286	254
tf [ns]	46	73	51

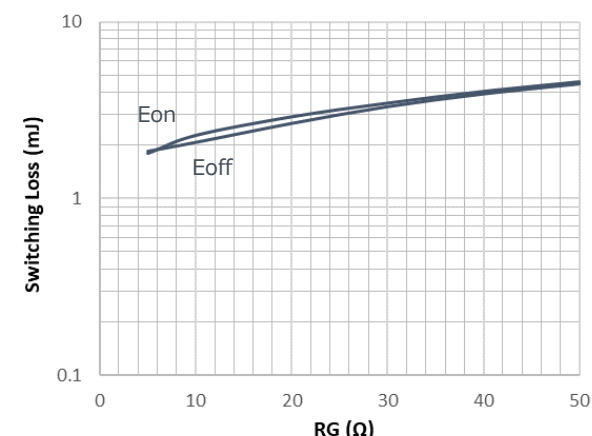
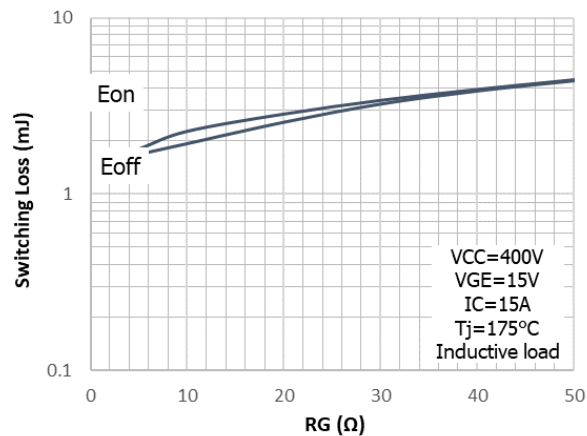
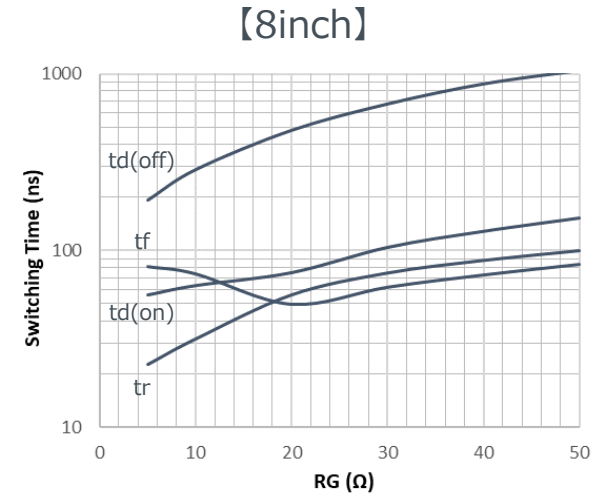
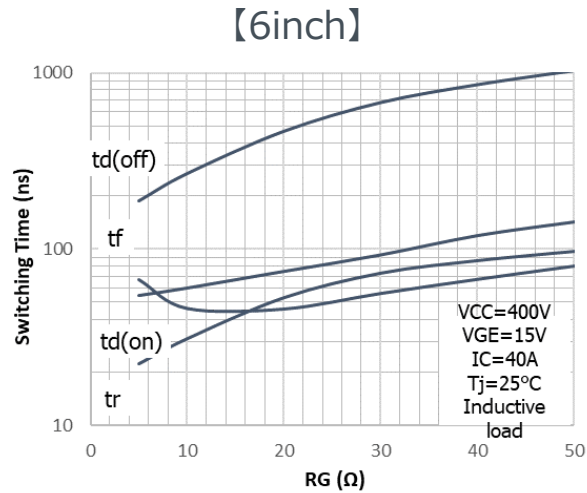
It was confirmed that there was no significant difference in electrical characteristics between the 6inch product and the 8inch product.

● SW-IC



It was confirmed that there was no significant difference in electrical characteristics between the 6inch product and the 8inch product.

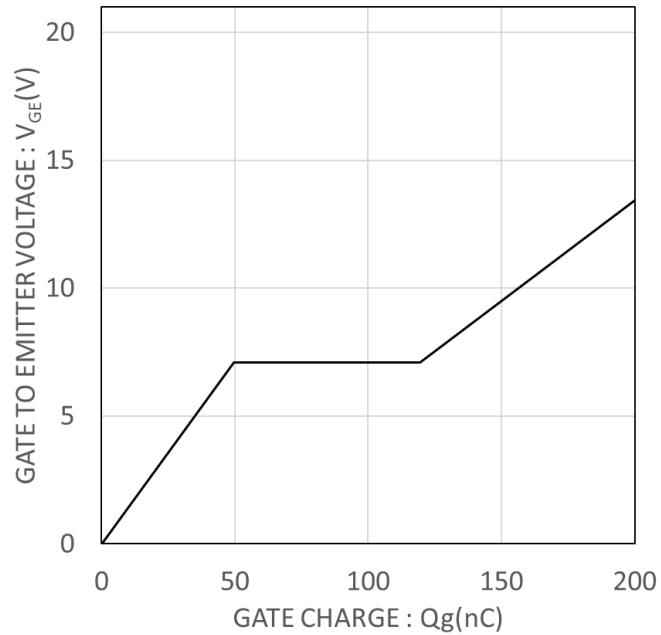
● SW-Rg



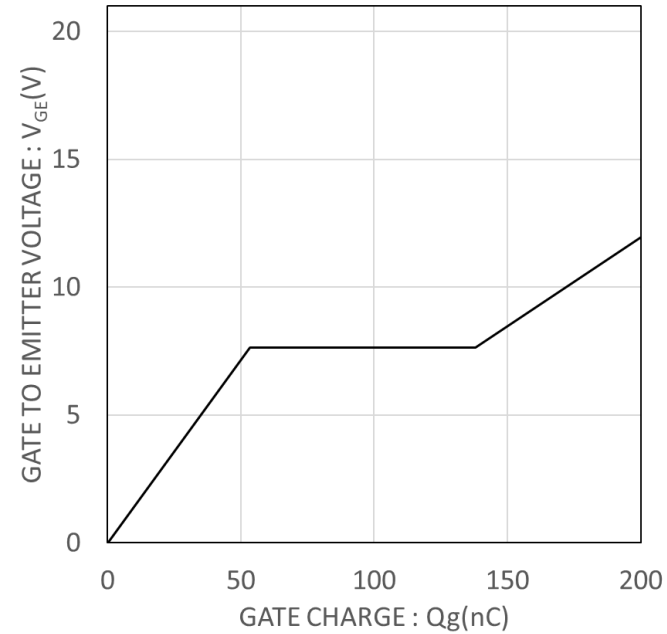
It was confirmed that there was no significant difference in electrical characteristics between the 6inch product and the 8inch product.

● VCE-IC

【6inch】



【8inch】

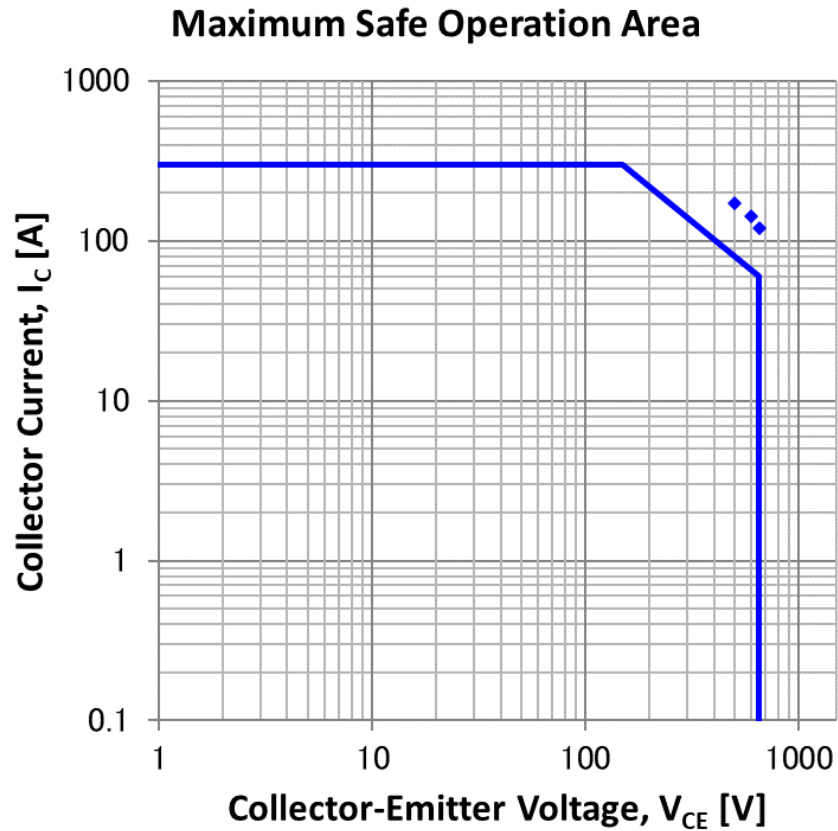


	6inch	8inch	Typ value of data sheet
Qg [nC]	220	244	213
Qge [nC]	49	53	42
Qgc [nC]	70	84	83

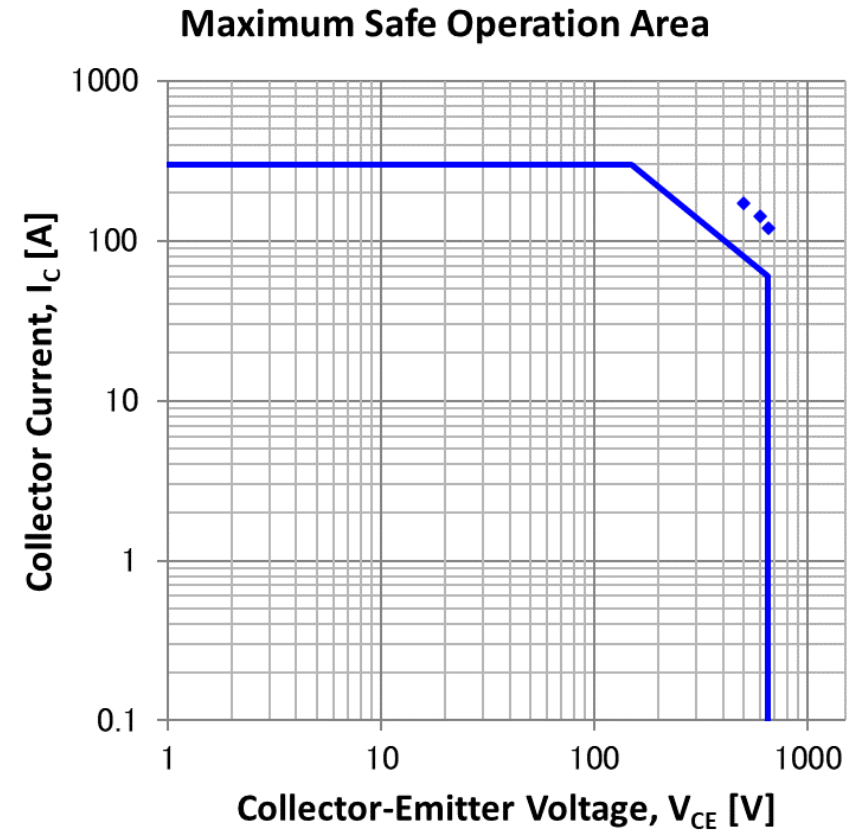
It was confirmed that there was no significant difference in electrical characteristics between the 6inch product and the 8inch product.

● FBSOA

【6inch】

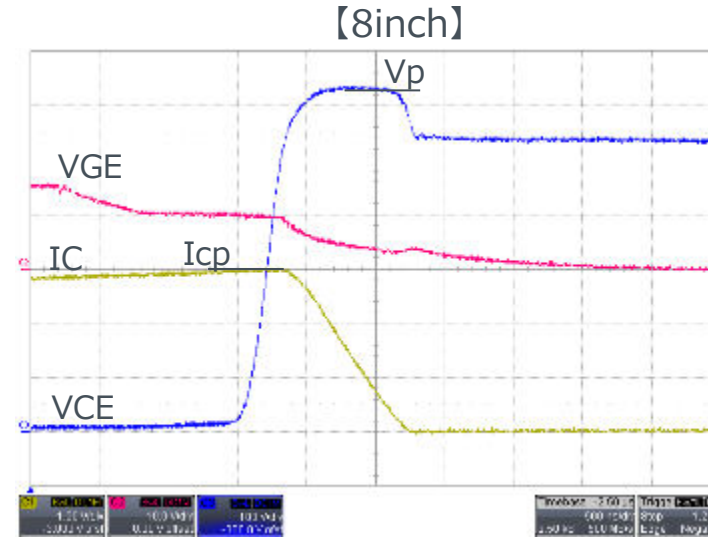
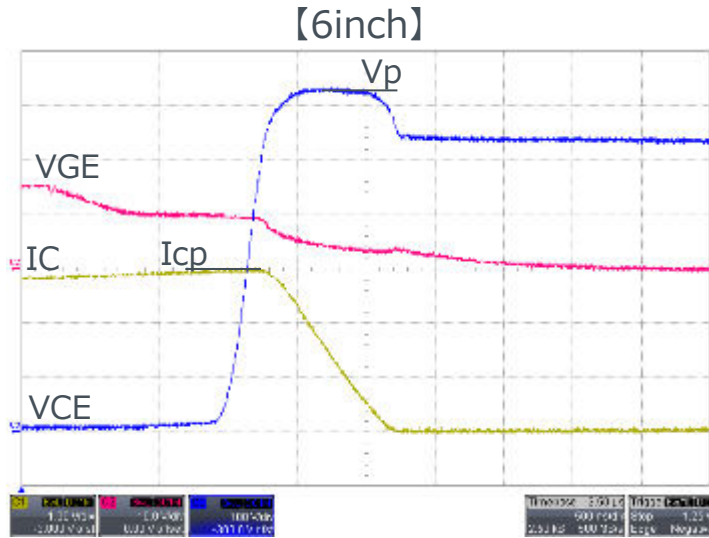


【8inch】

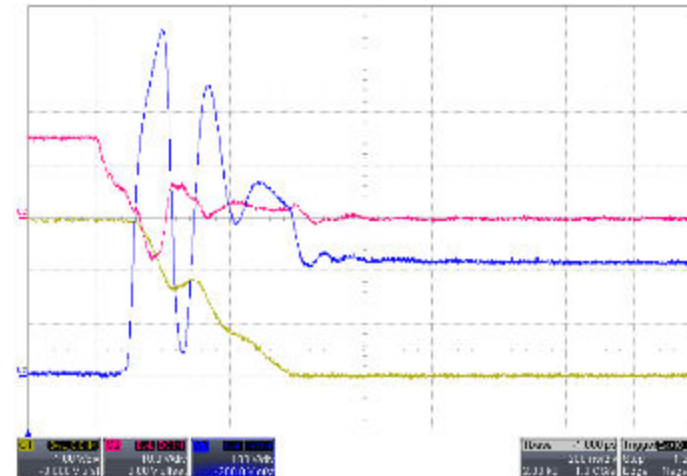
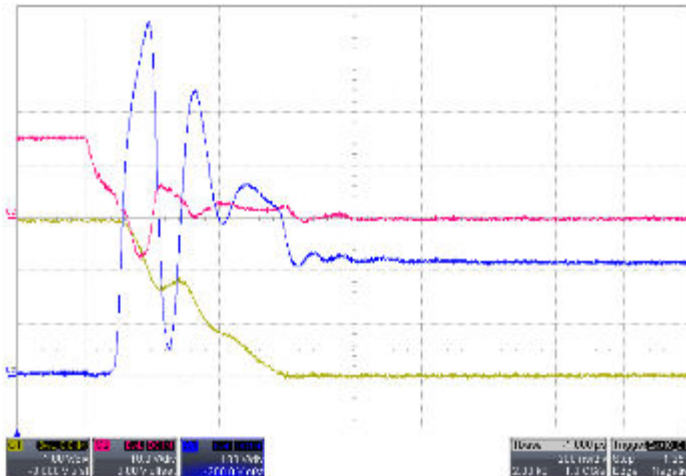


It was confirmed that there was no significant difference in electrical characteristics between the 6inch product and the 8inch product.

- RBSOA $V_{CC}=550V$, $V_p=650V$, $V_{GE}=15V$, $L=50\mu H$, $R_G=100\Omega$, $I_{cp}=300A$, $T_j=175^\circ C$



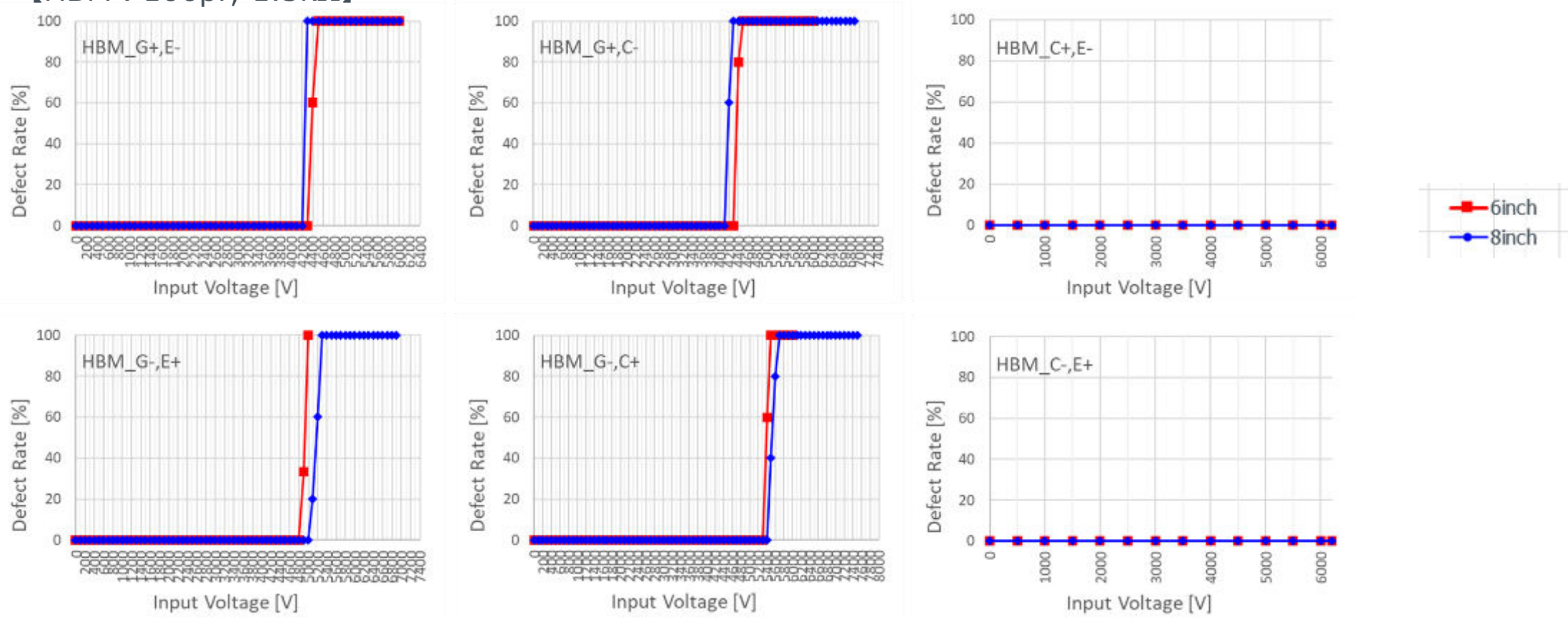
$V_{CC}=210V$, $V_p=650V$, $V_{GE}=15V$, $L=50\mu H$, $R_G=0.5\Omega$, $I_{cp}=300A$, $T_j=175^\circ C$



It was confirmed that there was no significant difference in electrical characteristics between the 6inch product and the 8inch product.

※This data was taken from a specific lot. Therefore, the data shown above is not guaranteed. © ROHM Co., Ltd.

● ESD [HBM : 100pF, 1.5kΩ]



● ESD [CDM]

IGBT	Input Voltage
6inch	No break at 1kV

IGBT	Input Voltage
8inch	No break at 1kV

It was confirmed that there was no significant difference in electrical characteristics between the 6inch product and the 8inch product.



Electronics for the Future

Public (External) PN

No.2225002

RGTV00TK65DGVC11

RGTV00TK65GVC11

RGTV00TS65DGC11

RGTV00TS65GC11

RGTV60TK65DGVC11

RGTV60TK65GVC11

RGTV60TS65DGC11

RGTV60TS65GC11

RGTV80TK65DGVC11

RGTV80TK65GVC11

RGTV80TS65DGC11

RGTV80TS65GC11

RGTVX2TS65DGC11

RGTVX2TS65GC11

RGTVX6TS65DGC11

RGTVX6TS65GC11

RGW00TK65DGVC11

RGW00TK65GVC11

RGW00TS65DGC11

RGW00TS65DHRC11

RGW00TS65EHRC11

RGW00TS65GC11

RGW00TS65HRC11

RGW40NL65DHRBTL

RGW40NL65HRBTL

RGW40TK65DGVC11

RGW40TK65GVC11

RGW40TS65DGC11

RGW40TS65GC11

RGW50NL65DHRBTL

RGW50NL65HRBTL

RGW50TK65DGVC11

RGW50TK65GVC11

RGW50TS65DGC11

RGW50TS65GC11

RGW60NL65DHRBTL

RGW60NL65HRBTL

RGW60TK65DGVC11

RGW60TK65GVC11

RGW60TS65DGC11

RGW60TS65DHRC11

RGW60TS65EHRC11

RGW60TS65GC11

RGW60TS65HRC11

RGW80NL65DHRBTL

RGW80NL65HRBTL

RGW80TK65DGVC11

RGW80TK65EGVC11
RGW80TK65GVC11
RGW80TS65DGC11
RGW80TS65DHRC11
RGW80TS65EHRC11
RGW80TS65GC11
RGW80TS65HRC11
RGWX5TS65DGC11
RGWX5TS65DHRC11
RGWX5TS65EHRC11
RGWX5TS65GC11
RGWX5TS65HRC11
RGWS00TS65DGC13
RGWS00TS65GC13
RGWS60TS65DGC13
RGWS60TS65GC13
RGWS80TS65DGC13
RGWS80TS65GC13
RGWSX2TS65DGC13
RGWSX2TS65GC13