



Issue date:

Kazuki Matsuo
Senior Manager

Resistor Business Division
General Purpose Device & Module Business Headquarters
ROHM Co., Ltd.

Notification of Product/Process Change
Doc. No.: 7026002

This letter intends as a formal notification of change to products which are currently supplied by ROHM Co., Ltd.

ROHM Co., Ltd. requires customers to provide acknowledgment of the receipt of this notification within 30 days from the date of this notice. Lack of acknowledgment of this notice within 30 days is considered as acceptance of the change.

After acknowledgement of the customer, lack of additional response within 90 day period constitutes acceptance of the change according to JEDEC Standard J-STD-046.

Your understanding and cooperation would be highly appreciated.

Issue Date: March 1, 2026

Title of change	GMR Series: Expansion of Electroplating Process Facilities		
Affected product(s)	Manufacturer part number		Customer part number
	GMR50 HJx Series/GMR100 HJx Series/GMR320 HJx Series		
Detailed description of change	Before		After
	Outsourced plating only		Addition of ROHM's Own Facilities
Reason for change	Production Capacity Enhancement and BCP Response Through Dual-Site Implementation of the GMR Series Plating Process		
Anticipated impact on quality	It has the same quality as the current product. At the time of this change, we have conducted process evaluation and reliability evaluation to confirm that there are no quality problems. (Please refer to the attached data for details.)		
Identification of change	The identification will be only the lot number		
Planned first ship date	#	Sample available schedule :	Mar,1,2026
Comments	To enhance production capacity and ensure business continuity planning (BCP) readiness, we will implement a two-site operation for the plating process.		
Supplier contact	Please contact the local ROHM sales office or the authorized distributor.		
Notes			



Electronics for the Future

7026002

GMR Series: Expansion of Electroplating Process Facilities

March 1st, 2026

General Purpose Devices &
Module Business Headquarters
Resistor Division

1. 7026002 Overview

◆ Target products

GMR50 HJx Series / GMR100 HJx Series / GMR320 HJx Series

◆ Purpose / Background

By converting the plating process of the GMR series into two bases,
we will improve production capacity and BCP support.

- When implementing this change, we conduct process evaluations and reliability evaluations to confirm that there are no quality problems.

※ Please refer to various data for details.

◆ Changes

- P4~P5 are listed.

◆ Deadline for response: Saturday, October 31, 2026

2. 7026002 Products to be changed

◆ GMR Series

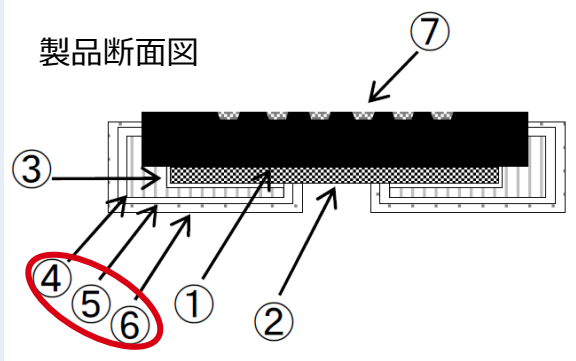
対象製品	品番
GMR 50 series	GMR50HJAAFD
	GMR50HJBFA
	GMR50HJBFE
	GMR50HJBFG
	GMR50HJBFH
	GMR50HJBFI
	GMR50HJBFK
	GMR50HJBFM
	GMR50HJBFO
	GMR50HJBFQ
	GMR50HJBFW
	GMR50HJCFA
	GMR50HJCFE
	GMR50HJCFH
	GMR50HJCFI

Products	P.N
GMR 100 Series	GMR100HJAAFD
	GMR100HJAFT
	GMR100HJBAFA
	GMR100HJBAFB
	GMR100HJBDM
	GMR100HJBFA
	GMR100HJBFC
	GMR100HJBFE
	GMR100HJBFH
	GMR100HJBFI
	GMR100HJBFJ
	GMR100HJBFM
	GMR100HJBFO
	GMR100HJBFQ
	GMR100HJBFS
	GMR100HJBFT
	GMR100HJBFV
	GMR100HJCFA
	GMR100HJCFH
	GMR100HJCFI

対象製品	品番
GMR 320 series	GMR320HJAAFD
	GMR320HJBFA
	GMR320HJCFA

There will be no change in the part number
Product identification will be Lot number

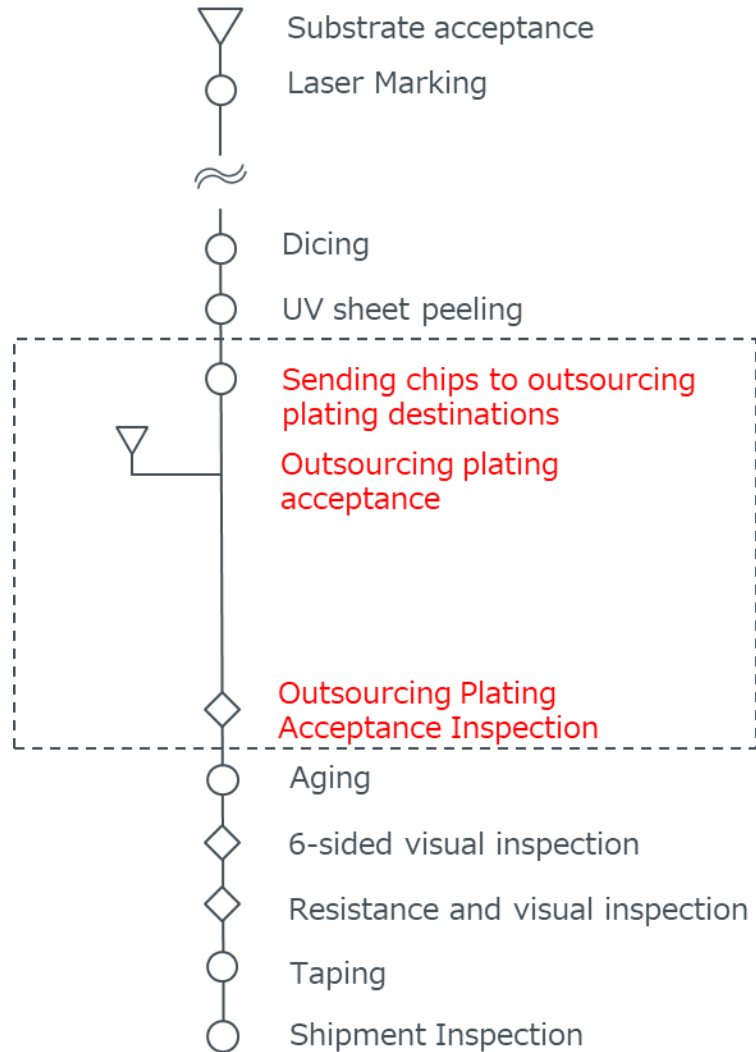
3. 7026002 Changes/4M

4M	Before the change	After the change																								
Man	—	Added production by personnel at our Thailand factory																								
Machine	The plating process is conventional outsourced equipment	Plating equipment installed at our Thailand factory																								
Materials	—	No change (equivalent to subcontractor)																								
Method	Outsourcing Plating 	Added ROHM in-house plating process <table border="1" data-bbox="1235 778 2267 1192"> <thead> <tr> <th>No.</th> <th>Parts</th> <th>Materials</th> </tr> </thead> <tbody> <tr> <td>①</td> <td>Substrate</td> <td>Metal foil / glass epoxy</td> </tr> <tr> <td>②</td> <td>Overcoat</td> <td>Epoxy resin</td> </tr> <tr> <td>③</td> <td>Internal electrode</td> <td>Silver thick film</td> </tr> <tr style="border: 2px solid red;"> <td>④</td> <td>Cu Plating</td> <td>Copper</td> </tr> <tr style="border: 2px solid red;"> <td>⑤</td> <td>Ni Plating</td> <td>Nickel</td> </tr> <tr style="border: 2px solid red;"> <td>⑥</td> <td>Sn Plating</td> <td>Tin</td> </tr> <tr> <td>⑦</td> <td>Mark</td> <td>-</td> </tr> </tbody> </table>	No.	Parts	Materials	①	Substrate	Metal foil / glass epoxy	②	Overcoat	Epoxy resin	③	Internal electrode	Silver thick film	④	Cu Plating	Copper	⑤	Ni Plating	Nickel	⑥	Sn Plating	Tin	⑦	Mark	-
No.	Parts	Materials																								
①	Substrate	Metal foil / glass epoxy																								
②	Overcoat	Epoxy resin																								
③	Internal electrode	Silver thick film																								
④	Cu Plating	Copper																								
⑤	Ni Plating	Nickel																								
⑥	Sn Plating	Tin																								
⑦	Mark	-																								
Management	—	No change (equivalent to subcontractor)																								

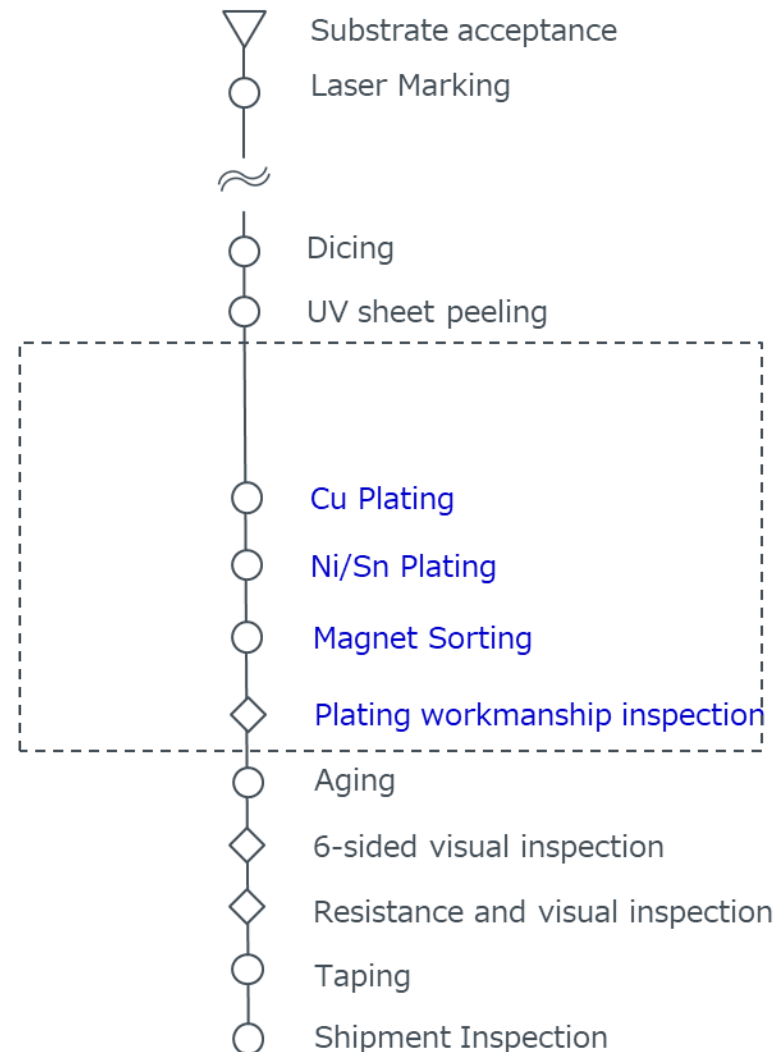
Changes this time

3. 7026002 Changes/4M (Process Flow)





【Outsourcing plating flow】



【In-house plating flow】



4. 7026002 Appearance/Characteristics

Items	Before the change	After the change
Exterior photo (Surface)		
Exterior photo (Back)		 <p data-bbox="2020 611 2321 779">There is no difference in the appearance of the plating.</p>
Product Dimensions	—	Same as conventional product (GMR50, 100, 320 all)
Electrical Characteristics	—	Same as conventional product (please check specifications)
Mechanical Properties	—	Same as conventional product (please check specifications)
Long-term reliability	—	Same as conventional products (please refer to the next page)
Environmental Data		Same as conventional

5. 7026002 Reliability Test Result



GMR50HJx

ROHM
SEMICONDUCTOR

信頼性試験結果 Reliability Test Result		ローム株式会社 抵抗器事業部 ROHM CO.,LTD. RESISTOR BUSINESS Div.	作成 Designed <i>R. Saito</i> 齊藤	承認 Approved <i>R. Harada</i> 原田
作成日 (DATE)	28/Nov/2025	品名 (Product)	HIGH POWER METAL PLATE SHUNT RESISTORS	
管理 No. (Serial No.)	GMR50-B-002	形名, PKG (Type)	GMR50HJ	
製造工場 (Factory)	Thailand			

1.試験結果(TEST RESULT)

試験項目 (TEST ITEM)	試験条件 (TEST CONDITION)	標準規格 (STANDARD)	n[PCS] (Sample QTY.)	Pn (NG QTY.)
寸法(長さ) DIMENSIONS (LENGTH)	マイクロメーター (MICROMETER)	JIS C 5201-1 SEC. 9.2	n=20pcs. ×3 接点値 (RESISTANCE)	0
寸法(幅) DIMENSIONS (WIDTH)	マイクロメーター (MICROMETER)	JIS C 5201-1 SEC. 9.2	n=20pcs. ×3 接点値 (RESISTANCE)	0
寸法(厚さ) DIMENSIONS (THICKNESS)	マイクロメーター (MICROMETER)	JIS C 5201-1 SEC. 9.2	n=20pcs. ×3 接点値 (RESISTANCE)	0
抵抗値(F値) RESISTANCE (F)	20°C 65mR.H.	JIS C 5201-1 SEC. 6.1	n=20pcs. ×3 接点値 (RESISTANCE)	0
温度による抵抗値変化 VARIATION OF RESISTANCE WITH TEMPERATURE	+20/+60°C	JIS C 5201-1 SEC. 6.2	n=10pcs. ×3 接点値 (RESISTANCE)	0
過負荷 OVERLOAD	定格電力(RATED POWER)×4.0 倍(TIMES) 時間(TIME): 5 秒(s)	JIS C 5201-1 SEC. 8.1	n=10pcs. ×3 接点値 (RESISTANCE)	0
はんだ付け性 SOLDERABILITY	本体浸漬(DIPPING AT): 245°C 時間(TIME): 2 秒(s)	JIS C 5201-1 SEC. 11.1	n=10pcs. ×3 接点値 (RESISTANCE)	0
はんだ耐熱性 RESISTANCE TO SOLDERING HEAT	本体浸漬(DIPPING AT) 260°C 時間(TIME): 10 秒(s)	JIS C 5201-1 SEC. 11.2	n=10pcs. ×3 接点値 (RESISTANCE)	0
温度急変 RAPID CHANGE OF TEMPERATURE	-55°C~+155°C 無負荷放置(WITH NO LOAD) 時間(TIME): 1,000 サイクル(cycles)	JIS C 5201-1 SEC. 10.1	n=10pcs. ×3 接点値 (RESISTANCE)	0
高温高湿(定常) DAMP HEAT, STEADY STATE	85°C 85mR.H. 無負荷放置(WITH NO LOAD) 時間(TIME): 1,000 時間(h)	JIS C 5201-1 SEC. 10.4	n=10pcs. ×3 接点値 (RESISTANCE)	0
90°Cでの耐久 ENDURANCE AT 90°C	端子温度(TERMINAL TEMP.): 90°C 定格負荷(WITH RATED LOAD) DUTY=1.5h ON - 0.5h OFF 時間(TIME): 1,000 時間(h)	JIS C 5201-1 SEC. 7.1	n=10pcs. ×3 接点値 (RESISTANCE)	0
170°Cでの耐久 ENDURANCE AT 170°C	170°C 無負荷放置(WITH NO LOAD) 時間(TIME): 1,000 時間(h)	JIS C 5201-1 SEC. 7.3	n=10pcs. ×3 接点値 (RESISTANCE)	0
部品の耐溶剤性 RESISTANCE TO SOLVENT	23±5°C 時間(TIME): 5 分(min) 溶剤(Solvent): イソプロピルアルコール (ISOPROPYL ALCOHOL)	JIS C 5201-1 SEC. 11.3	n=10pcs. ×3 接点値 (RESISTANCE)	0
耐プリント板曲げ性 BOND STRENGTH OF THE END FACE PLATING	90mm 支点間支持 (ENDURANCE WITH 90mm WIDTH) たわみ量(DEFLECTION): 3mm たわみ回数(DEFLECTION TIMES): 1 回(TIMES)	JIS C 5201-1 SEC. 9.8	n=10pcs. ×3 接点値 (RESISTANCE)	0

2.故障判定基準(CRITERION)

測定項目、条件および故障判定基準: 仕様書条件による
MEASUREMENT ITEMS, CONDITIONS AND CRITERIONS: PER SPECIFICATION

3.判定結果(JUDGMENT)

合格
OK

GMR100HJx

ROHM
SEMICONDUCTOR

信頼性試験結果 Reliability Test Result		ローム株式会社 抵抗器事業部 ROHM CO.,LTD. RESISTOR BUSINESS Div.	作成 Designed <i>R. Saito</i> 齊藤	承認 Approved <i>R. Harada</i> 原田
作成日 (DATE)	28/Nov/2025	品名 (Product)	HIGH POWER METAL PLATE SHUNT RESISTORS	
管理 No. (Serial No.)	GMR100J-B-003	形名, PKG (Type)	GMR100HJ	
製造工場 (Factory)	Thailand			

1.試験結果(TEST RESULT)

試験項目 (TEST ITEM)	試験条件 (TEST CONDITION)	標準規格 (STANDARD)	n[PCS] (Sample QTY.)	Pn (NG QTY.)
寸法(長さ) DIMENSIONS (LENGTH)	マイクロメーター (MICROMETER)	JIS C 5201-1 SEC. 9.2	n=20pcs. ×3 接点値 (RESISTANCE)	0
寸法(幅) DIMENSIONS (WIDTH)	マイクロメーター (MICROMETER)	JIS C 5201-1 SEC. 9.2	n=20pcs. ×3 接点値 (RESISTANCE)	0
寸法(厚さ) DIMENSIONS (THICKNESS)	マイクロメーター (MICROMETER)	JIS C 5201-1 SEC. 9.2	n=20pcs. ×3 接点値 (RESISTANCE)	0
抵抗値(F値) RESISTANCE (F)	20°C 65mR.H.	JIS C 5201-1 SEC. 5.6	n=20pcs. ×3 接点値 (RESISTANCE)	0
温度による抵抗値変化 VARIATION OF RESISTANCE WITH TEMPERATURE	+20/+60°C	JIS C 5201-1 SEC. 6.2	n=10pcs. ×3 接点値 (RESISTANCE)	0
過負荷 OVERLOAD	定格電力(RATED POWER)×4.0 倍(TIMES) 時間(TIME): 5 秒(s)	JIS C 5201-1 SEC. 8.1	n=10pcs. ×3 接点値 (RESISTANCE)	0
はんだ付け性 SOLDERABILITY	本体浸漬(DIPPING AT) 245°C 時間(TIME): 2 秒(s)	JIS C 5201-1 SEC. 11.1	n=10pcs. ×3 接点値 (RESISTANCE)	0
はんだ耐熱性 RESISTANCE TO SOLDERING HEAT	本体浸漬(DIPPING AT) 260°C 時間(TIME): 10 秒(s)	JIS C 5201-1 SEC. 11.2	n=10pcs. ×3 接点値 (RESISTANCE)	0
温度急変 RAPID CHANGE OF TEMPERATURE	-55°C~+155°C 無負荷放置(WITH NO LOAD) 時間(TIME): 1,000 サイクル(cycles)	JIS C 5201-1 SEC. 10.1	n=10pcs. ×3 接点値 (RESISTANCE)	0
高温高湿(定常) DAMP HEAT, STEADY STATE	85°C 85mR.H. 無負荷放置(WITH NO LOAD) 時間(TIME): 1,000 時間(h)	JIS C 5201-1 SEC. 10.4	n=10pcs. ×3 接点値 (RESISTANCE)	0
110°Cでの耐久 ENDURANCE AT 110°C	端子温度(TERMINAL TEMP.): 110°C 定格負荷(WITH RATED LOAD) DUTY=1.5h ON - 0.5h OFF 時間(TIME): 1,000 時間(h)	JIS C 5201-1 SEC. 7.1	n=10pcs. ×3 接点値 (RESISTANCE)	0
70°Cでの耐久 ENDURANCE AT 70°C	端子温度(TERMINAL TEMP.): 70°C 定格負荷(WITH RATED LOAD) DUTY=1.5h ON - 0.5h OFF 時間(TIME): 1,000 時間(h)	JIS C 5201-1 SEC. 7.1	n=10pcs. ×3 接点値 (RESISTANCE)	0
170°Cでの耐久 ENDURANCE AT 170°C	170°C 無負荷放置(WITH NO LOAD) 時間(TIME): 1,000 時間(h)	JIS C 5201-1 SEC. 7.3	n=10pcs. ×3 接点値 (RESISTANCE)	0
部品の耐溶剤性 RESISTANCE TO SOLVENT	23±5°C 時間(TIME): 5 分(min) 溶剤(Solvent): イソプロピルアルコール (ISOPROPYL ALCOHOL)	JIS C 5201-1 SEC. 11.3	n=10pcs. ×3 接点値 (RESISTANCE)	0
耐プリント板曲げ性 BOND STRENGTH OF THE END FACE PLATING	90mm 支点間支持 (ENDURANCE WITH 90mm WIDTH) たわみ量(DEFLECTION): 3mm たわみ回数(DEFLECTION TIMES): 1 回(TIMES)	JIS C 5201-1 SEC. 9.8	n=10pcs. ×3 接点値 (RESISTANCE)	0

2.故障判定基準(CRITERION)

測定項目、条件および故障判定基準: 仕様書条件による
MEASUREMENT ITEMS, CONDITIONS AND CRITERIONS: PER SPECIFICATION

3.判定結果(JUDGMENT)

合格
OK

GMR320HJx

ROHM
SEMICONDUCTOR

信頼性試験結果 Reliability Test Result		ローム株式会社 抵抗器事業部 ROHM CO.,LTD. RESISTOR BUSINESS Div.	作成 Designed <i>R. Saito</i> 齊藤	承認 Approved <i>R. Harada</i> 原田
作成日 (DATE)	28/Nov/2025	品名 (Product)	HIGH POWER METAL PLATE SHUNT RESISTORS	
管理 No. (Serial No.)	GMR320-B-001	形名, PKG (Type)	GMR320HJ	
製造工場 (Factory)	Thailand			

1.試験結果(TEST RESULT)

試験項目 (TEST ITEM)	試験条件 (TEST CONDITION)	標準規格 (STANDARD)	n[PCS] (Sample QTY.)	Pn (NG QTY.)
寸法(長さ) DIMENSIONS (LENGTH)	マイクロメーター (MICROMETER)	JIS C 5201-1 SEC. 9.2	n=20pcs. ×3 接点値 (RESISTANCE)	0
寸法(幅) DIMENSIONS (WIDTH)	マイクロメーター (MICROMETER)	JIS C 5201-1 SEC. 9.2	n=20pcs. ×3 接点値 (RESISTANCE)	0
寸法(厚さ) DIMENSIONS (THICKNESS)	マイクロメーター (MICROMETER)	JIS C 5201-1 SEC. 9.2	n=20pcs. ×3 接点値 (RESISTANCE)	0
抵抗値(F値) RESISTANCE (F)	20°C 65mR.H.	JIS C 5201-1 SEC. 5.6	n=20pcs. ×3 接点値 (RESISTANCE)	0
温度による抵抗値変化 VARIATION OF RESISTANCE WITH TEMPERATURE	+20/+60°C	JIS C 5201-1 SEC. 6.2	n=10pcs. ×3 接点値 (RESISTANCE)	0
過負荷 OVERLOAD	定格電力(RATED POWER)×4.0 倍(TIMES) 時間(TIME): 5 秒(s)	JIS C 5201-1 SEC. 8.1	n=10pcs. ×3 接点値 (RESISTANCE)	0
はんだ付け性 SOLDERABILITY	本体浸漬(DIPPING AT): 245°C 時間(TIME): 2 秒(s)	JIS C 5201-1 SEC. 11.1	n=10pcs. ×3 接点値 (RESISTANCE)	0
はんだ耐熱性 RESISTANCE TO SOLDERING HEAT	本体浸漬(DIPPING AT) 260°C 時間(TIME): 10 秒(s)	JIS C 5201-1 SEC. 11.2	n=10pcs. ×3 接点値 (RESISTANCE)	0
温度急変 RAPID CHANGE OF TEMPERATURE	-55°C~+155°C 無負荷放置(WITH NO LOAD) 時間(TIME): 1,000 サイクル(cycles)	JIS C 5201-1 SEC. 10.1	n=10pcs. ×3 接点値 (RESISTANCE)	0
高温高湿(定常) DAMP HEAT, STEADY STATE	85°C 85mR.H. 無負荷放置(WITH NO LOAD) 時間(TIME): 1,000 時間(h)	JIS C 5201-1 SEC. 10.5	n=10pcs. ×3 接点値 (RESISTANCE)	0
110°Cでの耐久 ENDURANCE AT 110°C	端子温度(TERMINAL TEMP.): 110°C 定格負荷(WITH RATED LOAD) DUTY=1.5h ON - 0.5h OFF 時間(TIME): 1,000 時間(h)	JIS C 5201-1 SEC. 7.1	n=10pcs. ×3 接点値 (RESISTANCE)	0
70°Cでの耐久 ENDURANCE AT 70°C	端子温度(TERMINAL TEMP.): 70°C 定格負荷(WITH RATED LOAD) DUTY=1.5h ON - 0.5h OFF 時間(TIME): 1,000 時間(h)	JIS C 5201-1 SEC. 7.1	n=10pcs. ×3 接点値 (RESISTANCE)	0
170°Cでの耐久 ENDURANCE AT 170°C	170°C 無負荷放置(WITH NO LOAD) 時間(TIME): 1,000 時間(h)	JIS C 5201-1 SEC. 7.3	n=10pcs. ×3 接点値 (RESISTANCE)	0
部品の耐溶剤性 COMPONENT SOLVENT RESISTANCE	23±5°C 時間(TIME): 5 分(min) 溶剤(Solvent): イソプロピルアルコール (ISOPROPYL ALCOHOL)	JIS C 5201-1 SEC. 11.3	n=10pcs. ×3 接点値 (RESISTANCE)	0
耐プリント板曲げ性 BOND STRENGTH OF THE END FACE PLATING	90mm 支点間支持 (ENDURANCE WITH 90mm WIDTH) たわみ量(DEFLECTION): 3mm たわみ回数(DEFLECTION TIMES): 1 回(TIMES)	JIS C 5201-1 SEC. 9.8	n=10pcs. ×3 接点値 (RESISTANCE)	0

2.故障判定基準(CRITERION)

測定項目、条件および故障判定基準: 仕様書条件による
MEASUREMENT ITEMS, CONDITIONS AND CRITERIONS: PER SPECIFICATION

3.判定結果(JUDGMENT)

合格
OK



Electronics for the Future

No.	ローム社外形名 (変更ありません) ROHM Catalog Part Number (No Change)
1	GMR100HJAAFD
2	GMR100HJAFT
3	GMR100HJBAFA
4	GMR100HJBAFB
5	GMR100HJBDM
6	GMR100HJBFA
7	GMR100HJBFC
8	GMR100HJBFE
9	GMR100HJBFH
10	GMR100HJBFI
11	GMR100HJBFJ
12	GMR100HJBFM
13	GMR100HJBFO
14	GMR100HJBFQ
15	GMR100HJBFS
16	GMR100HJBFT
17	GMR100HJBFV
18	GMR100HJCFA
19	GMR100HJCFH
20	GMR100HJCFI
21	GMR320HJAAFD
22	GMR320HJBFA
23	GMR320HJCFA
24	GMR50HJAAFD
25	GMR50HJBFA
26	GMR50HJBFE
27	GMR50HJBFG
28	GMR50HJBFH
29	GMR50HJBFI
30	GMR50HJBFK
31	GMR50HJBFM