

Infonote

AO-IN-2026-028-I

Continuous improvement for hyper red chips and discontinuation of Transportation Box for LED Engin devices

Customer information package

OS OSQ Q CQM ICI  
2026-05-15

# Agenda

	Page
1. Reason for change	3
2. Description of change	4
3. Changes in the datasheets	5
4. List of affected products	17
5. Time schedule	18

# AO-IN-2026-028-I

## Continuous improvement for hyper red chips and discontinuation of Transportation Box for LED Engine devices

### Reason for change

Item	Description
Item 1	Performance improvement
Item 2	LZ1-10R202, LZ1 40R208: Removed transportation box page due to discontinuation

# AO-IN-2026-028-I

## Continuous improvement for hyper red chips and discontinuation of Transportation Box for LED Engin devices

### Description of change

Item	Current status	New status
Item 1	Current chip version	Improved chip version
Item 2	LZ1-10R202, LZ1 40R208: Use of Transportation Box	LZ1-10R202, LZ1 40R208: Discontinuation of Transportation Box

# AO-IN-2026-028-I

## Continuous improvement for hyper red chips and discontinuation of Transportation Box for LED Engin devices

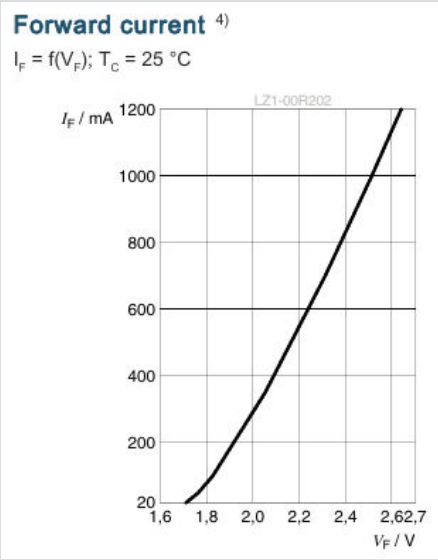
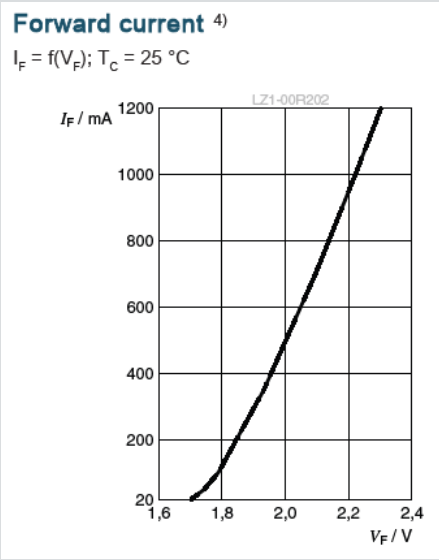
### Changes in the datasheets – LZ1-00R202

Item	Current status	New status																								
Item 1	<p><b>Characteristics</b>  <math>I_F = 1000 \text{ mA}; T_C = 25 \text{ }^\circ\text{C}</math></p> <table border="1"> <thead> <tr> <th>Parameter</th> <th>Symbol</th> <th></th> <th>Values</th> </tr> </thead> <tbody> <tr> <td rowspan="3">Forward Voltage <sup>6(4)</sup> <math>I_F = 1000 \text{ mA}</math></td> <td rowspan="3"><math>V_F</math></td> <td>min.</td> <td>2.00 V</td> </tr> <tr> <td>typ.</td> <td>2.51 V</td> </tr> <tr> <td>max.</td> <td>2.90 V</td> </tr> </tbody> </table>	Parameter	Symbol		Values	Forward Voltage <sup>6(4)</sup> $I_F = 1000 \text{ mA}$	$V_F$	min.	2.00 V	typ.	2.51 V	max.	2.90 V	<p><b>Characteristics</b>  <math>I_F = 1000 \text{ mA}; T_C = 25 \text{ }^\circ\text{C}</math></p> <table border="1"> <thead> <tr> <th>Parameter</th> <th>Symbol</th> <th></th> <th>Values</th> </tr> </thead> <tbody> <tr> <td rowspan="3">Forward Voltage <sup>6(4)</sup> <math>I_F = 1000 \text{ mA}</math></td> <td rowspan="3"><math>V_F</math></td> <td>min.</td> <td>2.00 V</td> </tr> <tr> <td>typ.</td> <td>2.25 V</td> </tr> <tr> <td>max.</td> <td>2.90 V</td> </tr> </tbody> </table>	Parameter	Symbol		Values	Forward Voltage <sup>6(4)</sup> $I_F = 1000 \text{ mA}$	$V_F$	min.	2.00 V	typ.	2.25 V	max.	2.90 V
Parameter	Symbol		Values																							
Forward Voltage <sup>6(4)</sup> $I_F = 1000 \text{ mA}$	$V_F$	min.	2.00 V																							
		typ.	2.51 V																							
		max.	2.90 V																							
Parameter	Symbol		Values																							
Forward Voltage <sup>6(4)</sup> $I_F = 1000 \text{ mA}$	$V_F$	min.	2.00 V																							
		typ.	2.25 V																							
		max.	2.90 V																							

# AO-IN-2026-028-I

## Continuous improvement for hyper red chips and discontinuation of Transportation Box for LED Engin devices

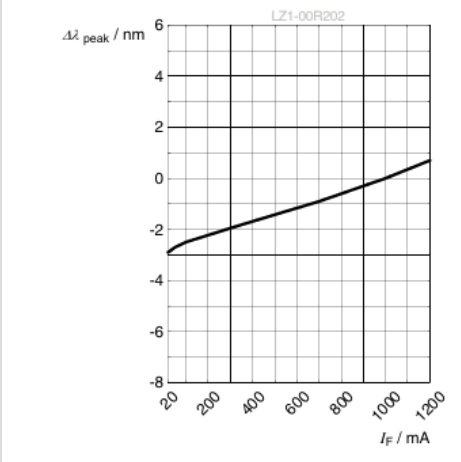
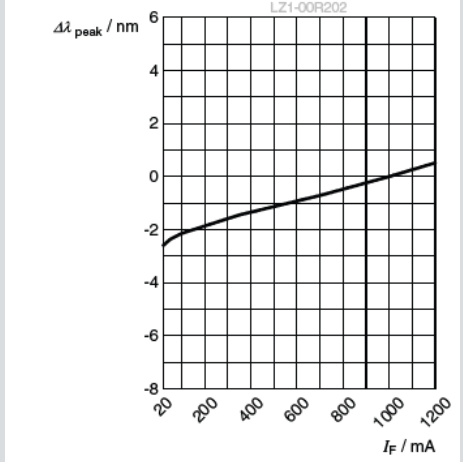
### Changes in the datasheets – LZ1-00R202

Item	Current status	New status
Item 2	<p><b>Forward current</b> <sup>4)</sup> <math>I_F = f(V_F); T_C = 25\text{ °C}</math></p>  <p>The graph shows the forward current <math>I_F</math> in mA as a function of forward voltage <math>V_F</math> in V for the LZ1-00R202 LED. The y-axis ranges from 20 to 1200 mA with major ticks every 200 mA. The x-axis ranges from 1,6 to 2,62,7 V with major ticks every 0,2 V. The curve starts at approximately (1,7, 20) and rises steeply, passing through (2,0, 400) and (2,2, 800), reaching 1200 mA at 2,62,7 V.</p>	<p><b>Forward current</b> <sup>4)</sup> <math>I_F = f(V_F); T_C = 25\text{ °C}</math></p>  <p>The graph shows the forward current <math>I_F</math> in mA as a function of forward voltage <math>V_F</math> in V for the LZ1-00R202 LED. The y-axis ranges from 20 to 1200 mA with major ticks every 200 mA. The x-axis ranges from 1,6 to 2,4 V with major ticks every 0,2 V. The curve starts at approximately (1,7, 20) and rises steeply, passing through (2,0, 400) and (2,2, 800), reaching 1200 mA at 2,4 V.</p>

# AO-IN-2026-028-I

## Continuous improvement for hyper red chips and discontinuation of Transportation Box for LED Engine devices

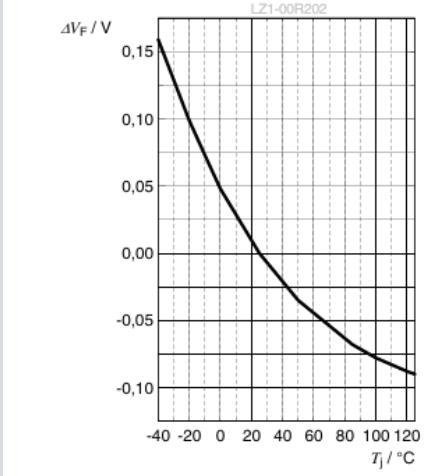
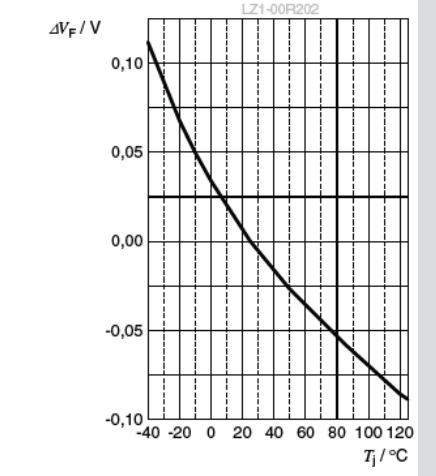
### Changes in the datasheets – LZ1-00R202

Item	Current status	New status
Item 3	<p><b>Peak Wavelength</b> <sup>4)</sup></p> <p><math>\Delta\lambda_{\text{peak}} = \lambda_{\text{peak}} - \lambda_{\text{peak}}(25\text{ °C}) = f(T); I_F = 1000\text{ mA}</math></p>  <p>LZ1-00R202</p>	<p><b>Peak Wavelength</b> <sup>4)</sup></p> <p><math>\Delta\lambda_{\text{peak}} = \lambda_{\text{peak}} - \lambda_{\text{peak}}(25\text{ °C}) = f(T); I_F = 1000\text{ mA}</math></p>  <p>LZ1-00R202</p>

# AO-IN-2026-028-I

## Continuous improvement for hyper red chips and discontinuation of Transportation Box for LED Engin devices

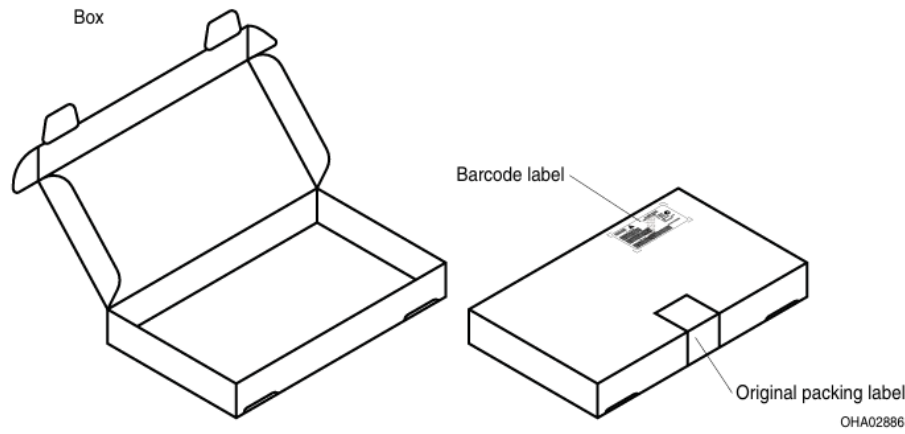
### Changes in the datasheets – LZ1-00R202

Item	Current status	New status																																								
Item 4	<p><b>Forward Voltage</b> <sup>4)</sup></p> <p><math>\Delta V_F = V_F - V_{F(25\text{ }^\circ\text{C})} = f(T_j); I_F = 1000\text{ mA}</math></p> <p>LZ1-00R202</p>  <table border="1"><caption>Approximate data for Current status graph</caption><thead><tr><th>T<sub>j</sub> / °C</th><th>ΔV<sub>F</sub> / V</th></tr></thead><tbody><tr><td>-40</td><td>0,15</td></tr><tr><td>-20</td><td>0,08</td></tr><tr><td>0</td><td>0,02</td></tr><tr><td>20</td><td>-0,02</td></tr><tr><td>40</td><td>-0,06</td></tr><tr><td>60</td><td>-0,08</td></tr><tr><td>80</td><td>-0,09</td></tr><tr><td>100</td><td>-0,095</td></tr><tr><td>120</td><td>-0,10</td></tr></tbody></table>	T <sub>j</sub> / °C	ΔV <sub>F</sub> / V	-40	0,15	-20	0,08	0	0,02	20	-0,02	40	-0,06	60	-0,08	80	-0,09	100	-0,095	120	-0,10	<p><b>Forward Voltage</b> <sup>4)</sup></p> <p><math>\Delta V_F = V_F - V_{F(25\text{ }^\circ\text{C})} = f(T_j); I_F = 1000\text{ mA}</math></p> <p>LZ1-00R202</p>  <table border="1"><caption>Approximate data for New status graph</caption><thead><tr><th>T<sub>j</sub> / °C</th><th>ΔV<sub>F</sub> / V</th></tr></thead><tbody><tr><td>-40</td><td>0,10</td></tr><tr><td>-20</td><td>0,05</td></tr><tr><td>0</td><td>0,00</td></tr><tr><td>20</td><td>-0,05</td></tr><tr><td>40</td><td>-0,08</td></tr><tr><td>60</td><td>-0,10</td></tr><tr><td>80</td><td>-0,11</td></tr><tr><td>100</td><td>-0,12</td></tr><tr><td>120</td><td>-0,13</td></tr></tbody></table>	T <sub>j</sub> / °C	ΔV <sub>F</sub> / V	-40	0,10	-20	0,05	0	0,00	20	-0,05	40	-0,08	60	-0,10	80	-0,11	100	-0,12	120	-0,13
T <sub>j</sub> / °C	ΔV <sub>F</sub> / V																																									
-40	0,15																																									
-20	0,08																																									
0	0,02																																									
20	-0,02																																									
40	-0,06																																									
60	-0,08																																									
80	-0,09																																									
100	-0,095																																									
120	-0,10																																									
T <sub>j</sub> / °C	ΔV <sub>F</sub> / V																																									
-40	0,10																																									
-20	0,05																																									
0	0,00																																									
20	-0,05																																									
40	-0,08																																									
60	-0,10																																									
80	-0,11																																									
100	-0,12																																									
120	-0,13																																									

# AO-IN-2026-028-I

## Continuous improvement for hyper red chips and discontinuation of Transportation Box for LED Engin devices

### Changes in the datasheets – LZ1-10R202

Item	Current status	New status						
Item 1	<p><b>Schematic Transportation Box</b> <sup>2)</sup></p>  <p>The schematic shows two views of a rectangular box. The left view shows the box open, with the lid hinged on the left side. The right view shows the box closed, with a barcode label on the top surface and an original packing label on the front edge. The dimensions are listed as follows:</p> <table border="1"><thead><tr><th>Width</th><th>Length</th><th>Height</th></tr></thead><tbody><tr><td>356 ± 5 mm</td><td>206 ± 5 mm</td><td>54 ± 5 mm</td></tr></tbody></table> <p>Barcode label</p> <p>Original packing label</p> <p>OHA02886</p>	Width	Length	Height	356 ± 5 mm	206 ± 5 mm	54 ± 5 mm	Discontinuing the use of this Transportation box
Width	Length	Height						
356 ± 5 mm	206 ± 5 mm	54 ± 5 mm						

# AO-IN-2026-028-I

## Continuous improvement for hyper red chips and discontinuation of Transportation Box for LED Engin devices

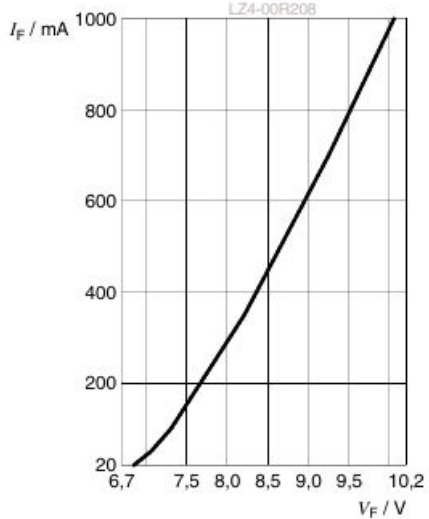
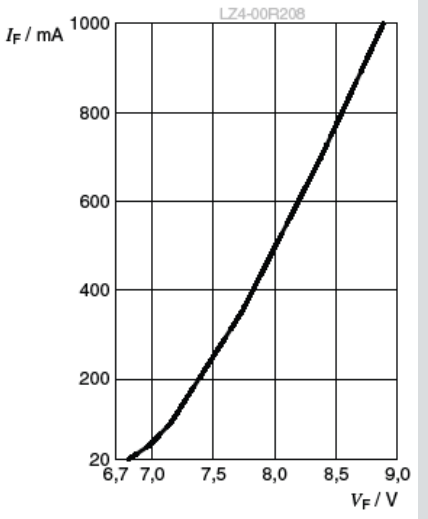
### Changes in the datasheets – LZ4-00R208

Item	Current status	New status															
Item 1	<p><b>Characteristics</b>  <math>I_F = 700 \text{ mA}; T_C = 25 \text{ }^\circ\text{C};</math> all chips operated in series</p> <table border="1"> <thead> <tr> <th>Parameter</th> <th>Symbol</th> <th>Values</th> </tr> </thead> <tbody> <tr> <td rowspan="3">Forward Voltage <sup>6)4)</sup> <math>I_F = 700 \text{ mA}</math></td> <td rowspan="3"><math>V_F</math></td> <td>min. 8.96 V</td> </tr> <tr> <td>typ. 9.20 V</td> </tr> <tr> <td>max. 11.60 V</td> </tr> </tbody> </table>	Parameter	Symbol	Values	Forward Voltage <sup>6)4)</sup> $I_F = 700 \text{ mA}$	$V_F$	min. 8.96 V	typ. 9.20 V	max. 11.60 V	<p><b>Characteristics</b>  <math>I_F = 700 \text{ mA}; T_C = 25 \text{ }^\circ\text{C};</math> all chips operated in series</p> <table border="1"> <thead> <tr> <th>Parameter</th> <th>Symbol</th> <th>Values</th> </tr> </thead> <tbody> <tr> <td rowspan="3">Forward Voltage <sup>6)</sup> <math>I_C = 700 \text{ mA}</math></td> <td rowspan="3"><math>V_F</math></td> <td>min. 8.00 V</td> </tr> <tr> <td>max. 11.84 V</td> </tr> </tbody> </table>	Parameter	Symbol	Values	Forward Voltage <sup>6)</sup> $I_C = 700 \text{ mA}$	$V_F$	min. 8.00 V	max. 11.84 V
Parameter	Symbol	Values															
Forward Voltage <sup>6)4)</sup> $I_F = 700 \text{ mA}$	$V_F$	min. 8.96 V															
		typ. 9.20 V															
		max. 11.60 V															
Parameter	Symbol	Values															
Forward Voltage <sup>6)</sup> $I_C = 700 \text{ mA}$	$V_F$	min. 8.00 V															
		max. 11.84 V															

# AO-IN-2026-028-I

## Continuous improvement for hyper red chips and discontinuation of Transportation Box for LED Engine devices

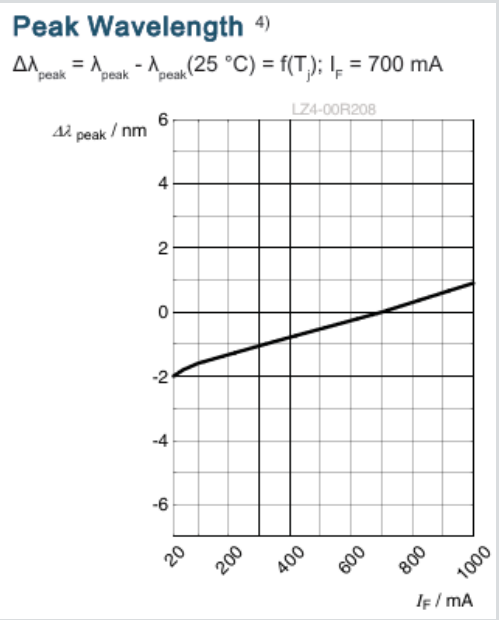
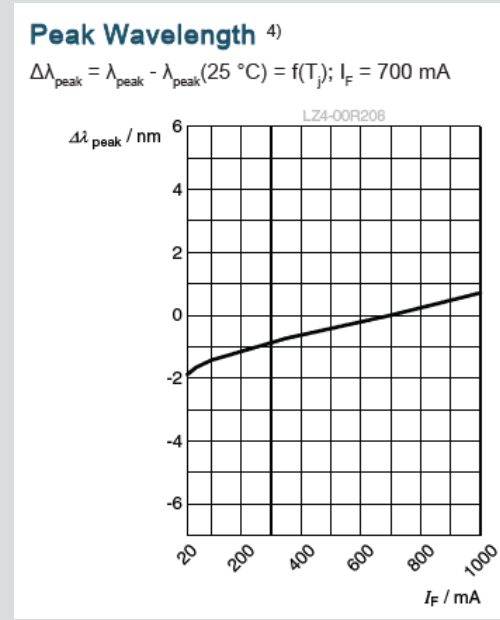
### Changes in the datasheets – LZ4-00R208

Item	Current status	New status																														
Item 2	<p data-bbox="547 554 794 582"><b>Forward current</b> <sup>4)</sup></p> <p data-bbox="547 596 754 625"><math>I_F = f(V_F); T_c = 25\text{ °C}</math></p>  <table border="1" data-bbox="598 649 1024 1163"><caption>Approximate data points for LZ4-00R208 (Current Status)</caption><thead><tr><th>V<sub>F</sub> / V</th><th>I<sub>F</sub> / mA</th></tr></thead><tbody><tr><td>6,7</td><td>20</td></tr><tr><td>7,5</td><td>150</td></tr><tr><td>8,0</td><td>300</td></tr><tr><td>8,5</td><td>450</td></tr><tr><td>9,0</td><td>600</td></tr><tr><td>9,5</td><td>750</td></tr><tr><td>10,2</td><td>1000</td></tr></tbody></table>	V <sub>F</sub> / V	I <sub>F</sub> / mA	6,7	20	7,5	150	8,0	300	8,5	450	9,0	600	9,5	750	10,2	1000	<p data-bbox="1498 564 1745 592"><b>Forward current</b> <sup>4)</sup></p> <p data-bbox="1498 606 1704 635"><math>I_F = f(V_F); T_c = 25\text{ °C}</math></p>  <table border="1" data-bbox="1549 649 1974 1163"><caption>Approximate data points for LZ4-00R208 (New Status)</caption><thead><tr><th>V<sub>F</sub> / V</th><th>I<sub>F</sub> / mA</th></tr></thead><tbody><tr><td>6,7</td><td>20</td></tr><tr><td>7,0</td><td>100</td></tr><tr><td>7,5</td><td>250</td></tr><tr><td>8,0</td><td>450</td></tr><tr><td>8,5</td><td>700</td></tr><tr><td>9,0</td><td>1000</td></tr></tbody></table>	V <sub>F</sub> / V	I <sub>F</sub> / mA	6,7	20	7,0	100	7,5	250	8,0	450	8,5	700	9,0	1000
V <sub>F</sub> / V	I <sub>F</sub> / mA																															
6,7	20																															
7,5	150																															
8,0	300																															
8,5	450																															
9,0	600																															
9,5	750																															
10,2	1000																															
V <sub>F</sub> / V	I <sub>F</sub> / mA																															
6,7	20																															
7,0	100																															
7,5	250																															
8,0	450																															
8,5	700																															
9,0	1000																															

# AO-IN-2026-028-I

## Continuous improvement for hyper red chips and discontinuation of Transportation Box for LED Engine devices

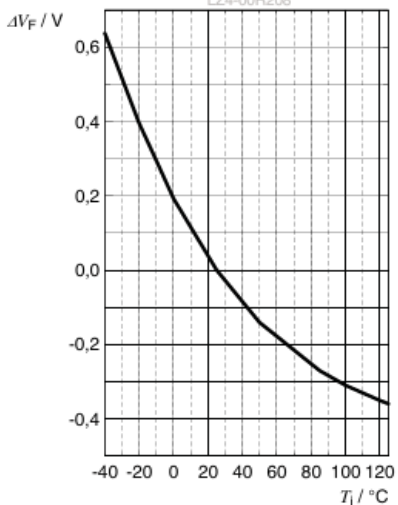
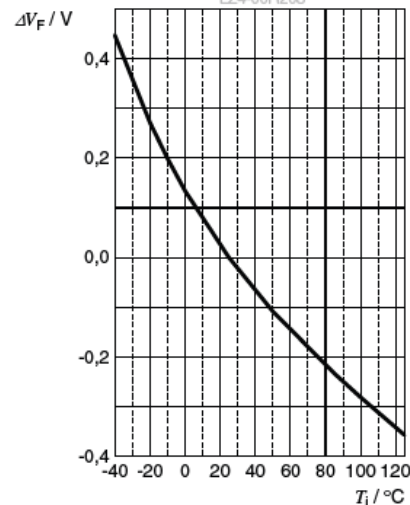
### Changes in the datasheets – LZ4-00R208

Item	Current status	New status
Item 3	<p><b>Peak Wavelength</b> <sup>4)</sup></p> <p><math>\Delta\lambda_{\text{peak}} = \lambda_{\text{peak}} - \lambda_{\text{peak}}(25\text{ °C}) = f(T_j); I_F = 700\text{ mA}</math></p>  <p>LZ4-00R208</p>	<p><b>Peak Wavelength</b> <sup>4)</sup></p> <p><math>\Delta\lambda_{\text{peak}} = \lambda_{\text{peak}} - \lambda_{\text{peak}}(25\text{ °C}) = f(T_j); I_F = 700\text{ mA}</math></p>  <p>LZ4-00R208</p>

# AO-IN-2026-028-I

## Continuous improvement for hyper red chips and discontinuation of Transportation Box for LED Engine devices

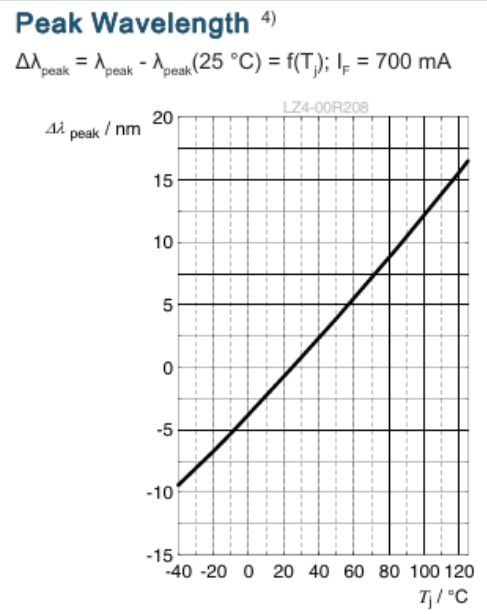
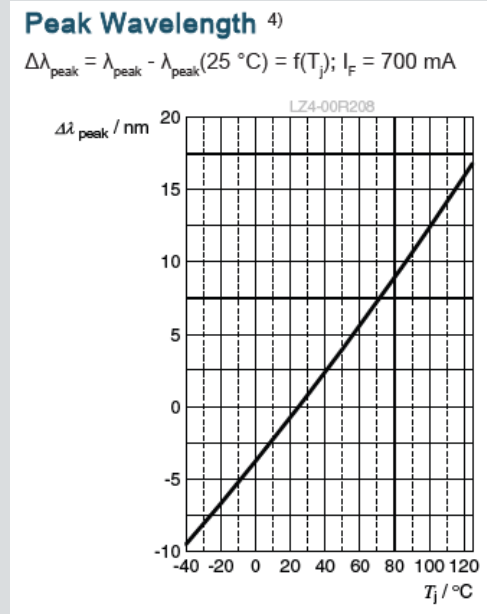
### Changes in the datasheets – LZ4-00R208

Item	Current status	New status																																								
Item 4	<p><b>Forward Voltage</b> <sup>4)</sup> <math>\Delta V_F = V_F - V_F(25\text{ °C}) = f(T_j); I_F = 700\text{ mA}</math></p> <p>LZ4-00R208</p>  <table border="1"><caption>Approximate data for Current status graph</caption><thead><tr><th>T<sub>j</sub> / °C</th><th>ΔV<sub>F</sub> / V</th></tr></thead><tbody><tr><td>-40</td><td>0.6</td></tr><tr><td>-20</td><td>0.4</td></tr><tr><td>0</td><td>0.2</td></tr><tr><td>20</td><td>0.0</td></tr><tr><td>40</td><td>-0.1</td></tr><tr><td>60</td><td>-0.2</td></tr><tr><td>80</td><td>-0.28</td></tr><tr><td>100</td><td>-0.32</td></tr><tr><td>120</td><td>-0.35</td></tr></tbody></table>	T <sub>j</sub> / °C	ΔV <sub>F</sub> / V	-40	0.6	-20	0.4	0	0.2	20	0.0	40	-0.1	60	-0.2	80	-0.28	100	-0.32	120	-0.35	<p><b>Forward Voltage</b> <sup>4)</sup> <math>\Delta V_F = V_F - V_F(25\text{ °C}) = f(T_j); I_F = 700\text{ mA}</math></p> <p>LZ4-00R208</p>  <table border="1"><caption>Approximate data for New status graph</caption><thead><tr><th>T<sub>j</sub> / °C</th><th>ΔV<sub>F</sub> / V</th></tr></thead><tbody><tr><td>-40</td><td>0.4</td></tr><tr><td>-20</td><td>0.2</td></tr><tr><td>0</td><td>0.0</td></tr><tr><td>20</td><td>-0.1</td></tr><tr><td>40</td><td>-0.2</td></tr><tr><td>60</td><td>-0.28</td></tr><tr><td>80</td><td>-0.32</td></tr><tr><td>100</td><td>-0.35</td></tr><tr><td>120</td><td>-0.38</td></tr></tbody></table>	T <sub>j</sub> / °C	ΔV <sub>F</sub> / V	-40	0.4	-20	0.2	0	0.0	20	-0.1	40	-0.2	60	-0.28	80	-0.32	100	-0.35	120	-0.38
T <sub>j</sub> / °C	ΔV <sub>F</sub> / V																																									
-40	0.6																																									
-20	0.4																																									
0	0.2																																									
20	0.0																																									
40	-0.1																																									
60	-0.2																																									
80	-0.28																																									
100	-0.32																																									
120	-0.35																																									
T <sub>j</sub> / °C	ΔV <sub>F</sub> / V																																									
-40	0.4																																									
-20	0.2																																									
0	0.0																																									
20	-0.1																																									
40	-0.2																																									
60	-0.28																																									
80	-0.32																																									
100	-0.35																																									
120	-0.38																																									

# AO-IN-2026-028-I

## Continuous improvement for hyper red chips and discontinuation of Transportation Box for LED Engine devices

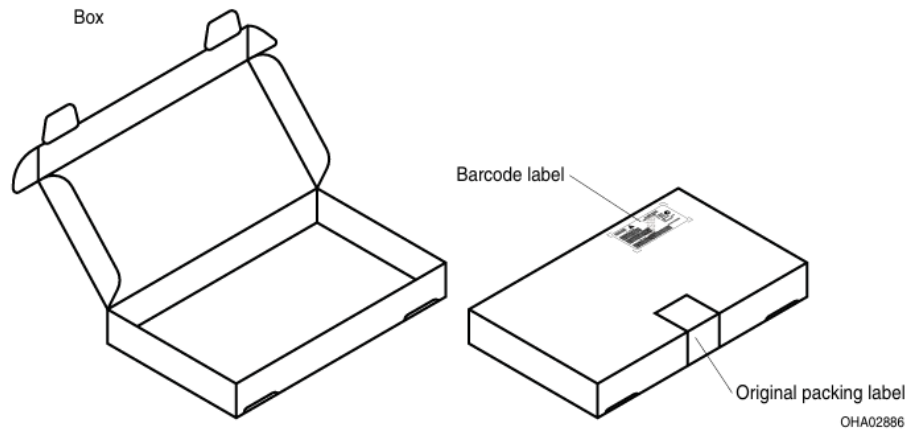
### Changes in the datasheets – LZ4-00R208

Item	Current status	New status
Item 5	<p><b>Peak Wavelength</b> <sup>4)</sup></p> <p><math>\Delta\lambda_{\text{peak}} = \lambda_{\text{peak}} - \lambda_{\text{peak}}(25\text{ °C}) = f(T_j); I_F = 700\text{ mA}</math></p> 	<p><b>Peak Wavelength</b> <sup>4)</sup></p> <p><math>\Delta\lambda_{\text{peak}} = \lambda_{\text{peak}} - \lambda_{\text{peak}}(25\text{ °C}) = f(T_j); I_F = 700\text{ mA}</math></p> 

# AO-IN-2026-028-I

## Continuous improvement for hyper red chips and discontinuation of Transportation Box for LED Engin devices

### Changes in the datasheets – LZ1-40R208

Item	Current status	New status						
Item 1	<p><b>Schematic Transportation Box</b> <sup>2)</sup></p>  <p>The schematic shows two views of a rectangular box. The left view shows the box open, with the lid hinged to the back. The right view shows the box closed, with a barcode label on the top surface and an original packing label on the front edge. The dimensions are listed as follows:</p> <table border="1"><thead><tr><th>Width</th><th>Length</th><th>Height</th></tr></thead><tbody><tr><td>356 ± 5 mm</td><td>206 ± 5 mm</td><td>54 ± 5 mm</td></tr></tbody></table> <p>Labels: Barcode label, Original packing label Reference: OHA02886</p>	Width	Length	Height	356 ± 5 mm	206 ± 5 mm	54 ± 5 mm	Discontinuing the use of this Transportation box
Width	Length	Height						
356 ± 5 mm	206 ± 5 mm	54 ± 5 mm						

# AO-IN-2026-028-I

## Continuous improvement for hyper red chips and discontinuation of Transportation Box for LED Engine devices

Changes in the datasheets: Updated Datasheet Version .

Product type	Data sheet version <u>before IN</u>	Data sheet version <u>after IN</u>
LZ1-00R202	1.10	1.11
LZ1-10R202	1.2	1.3
LZ4-00R208	1.8	1.9
LZ4-40R208	1.2	1.3

Note: Latest version of data sheet will be accessible on the ams OSRAM homepage.

# AO-IN-2026-028-I

## Continuous improvement for hyper red chips and discontinuation of Transportation Box for LED Engin devices

### List of affected products

LED Engin
LZ1-00R202
LZ1-10R202
LZ4-00R208
LZ4-40R208

# AO-IN-2026-028-I

## Continuous improvement for hyper red chips and discontinuation of Transportation Box for LED Engin devices

### Time schedule

Time schedule	
Intended Start of Introduction	Earliest production from September 2026

Sensing is life

am  OSRAM

# Infonote

AO-IN-2026-028-I

Continuous improvement for hyper red chips and discontinuation of Transportation Box for LED Engine devices

15.05.2026

Dear Customer,

please take note of this **Infonote**.

This customer notification is for information only and does not require customer approval.

<b>Objective:</b>	Continuous improvement for hyper red chips and discontinuation of Transportation Box for LED Engin devices	
<b>Affected products:</b>	LZ1-00R202, LZ1-10R202, LZ4-00R208, LZ4-40R208	
<b>Reason for change:</b>	<ul style="list-style-type: none"> <li>• Performance improvement</li> <li>• LZ1-10R202, LZ1 40R208: Removed transportation box page due to discontinuation</li> </ul>	
<b>Description of change:</b>	<u>Current status</u>	<u>New status</u>
	<ul style="list-style-type: none"> <li>• Current chip version</li> <li>• LZ1-10R202, LZ1 40R208: Use of Transportation Box</li> </ul>	<ul style="list-style-type: none"> <li>• Improved chip version</li> <li>• LZ1-10R202, LZ1 40R208: Discontinuation of Transportation Box</li> </ul>
	For details refer to file 2_cip_AO-IN-2026-028-I	
<b>Time schedule:</b>	Earliest production from September 2026	
<b>Assessment:</b>	<b>No change in fit and form</b>	
<b>Documentation:</b>	Customer information package 2_cip_AO-IN-2026-028-I	