Littelfuse®

Expertise Applied | Answers Delivered

PRODUCT CHANGE NOTICE

Issue Date: Jul 29th, 2026

Dear Valued Customer,
This PCN C647 notice is to inform you of an upcoming design change regarding the enclosure fastening method used on selected GEN3 Electronic Battery Disconnect Switches.

Description of the Change:

As part of our continuous product improvement strategy, Littelfuse will implement a design update to the enclosure fastening system used in the affected EBDS product range. The current fastening solutions, which may vary across different product variants, will be replaced by a standardized fastening concept based on self-threading screws. The new fastening method has been validated through mechanical, environmental, vibration, thermal cycling and durability testing and has demonstrated performance fully compliant with all applicable product requirements.

Reason for The Change:

The change is part of LF's long-term product platform harmonization initiative aimed at enhancing manufacturing consistency and ensuring a common, validated fastening concept across the EBDS portfolio. Standardizing the fastening methodology reduces design variability among product versions and supports improved process repeatability, product consistency and long-term robustness throughout the product lifecycle. The selected fastening solution has a proven performance record and has successfully completed all applicable qualification and reliability requirements. The implementation therefore contributes to maintaining the high quality and reliability standards expected from LF products while supporting long-term product sustainability.

Effective Date of the Change:

November 2026

***What You Need to Do*:**

No changes to product form, fit, function, or performance.

If you have any questions, please feel free to contact your Littelfuse Customer Service or Inside Sales Representative. We appreciate your business and our continued partnership.

Sincerely,

Cristal Furini

Product Manager
Commercial Vehicle Products

PCN C0647

Gen3 EBDS Fastening Solution
Harmonization Using Self-Threading Screws



Change description

The Gen3 EBDS is closed so far by means of 3 alternative systems: 4 rivets, 4 bolts (screw + nut) or 4 self-threading screws.

As part of an ongoing harmonization effort, all variants will be standardized to a **4 self-threading screw configuration**, with the screws threaded directly into the plastic housing.

The change is part of Littelfuse long-term product platform harmonization initiative aimed at enhancing manufacturing consistency and ensuring a common, validated fastening concept across the EBDS portfolio.



Confidential and Proprietary | Littelfuse, Inc. © 2026

Validation Plan

Validation plan is made by the following tests sequence (*):

1. Thermal cycles test (240h)
   - ISO 16750-4, § 5.3.1
   - -40 to +80° C
   - Temperature profile as per picture
   - 8h/cycle, 30 cycles
2. Random vibration test (150h)
   - 50h/axis
   - Values: see table
3. Sine vibration test (3h)
   - Z axis
   - Values: see table

(*): as per original PV testing

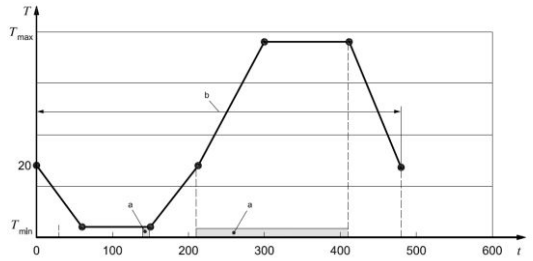

Random, X-Y-Z axis	
Frequency [Hz]	PSD [g^2/Hz]
6	0.1
11	0.8
32	1
60	0.2
220	0.1
1000	0.002

Sine, Z axis			
Frequency [Hz]	Acceleration [g]	Speed [m/s]	Amplitude [mm]
10	6	0.93	14.9
12	13.5	1.75	23.29
14	18	2	22.81
20	14	1	8.69

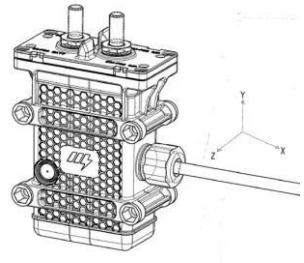

Confidential and Proprietary | Littelfuse, Inc. © 2026



Expertise Applied | Answers Delivered

Littelfuse.com

This document is provided by Littelfuse, Inc. ("Littelfuse") for informational and guideline purposes only. Littelfuse assumes no liability for errors or omissions in this document or for any of the information contained herein. Information is provided on an "as is" and "with all faults" basis for evaluation purposes only. Applications described are for illustrative purposes only and Littelfuse makes no representation that such applications will be suitable for the customer's specific use without further testing or modification. Littelfuse expressly disclaims all warranties, whether expressed, implied or statutory, including but not limited to the implied warranties of merchantability and fitness for a particular purpose, and non-infringement. It is the customer's sole responsibility to determine suitability for a particular system or use based on their own performance criteria, conditions, specific application, compatibility with other components, and environmental conditions. Customers must independently provide appropriate design and operating safeguards to minimize any risks associated with their applications and products. Read complete Disclaimer Notice at: www.littelfuse.com/disclaimer-electronics.

Project Name: Closing Gen3 EBDS with self-threading screws as per PCN C0647

Project Kick-off Date: 29-Jul-26

Latest Revision Date: 29-Jul-26

Any RPN higher than 15 requires a mitigation plan.

		Category	Original RPN									Current RPN			
#	Project Risk Description	Type of Risk	Probability of Occurance (1 - 5)	Project Impact (1 - 5)	Risk Priority Number	Triggering Event (What determines whether the RISK has become an ISSUE?)	Mitigation Deadline (Latest date at which risk mitigation can be effective)	Risk Mitigation Action Taken	Responsible Team Member	Planned Completion Date	Actual Completion Date	Probability of Occurance (1 - 5)	Project Impact (1 - 5)	Risk Priority Number	Comments
1	loosing torque after thermal ageing	Technical	2	4	8			Thermal cycles test	Lab		23-Jul	1	4	4	test passed: screws are exactly in the same position than original
2	loosing torque unbder vibration	Technical	2	4	8			Random and sinusoidal vibration tests	Lab		23-Jul	1	4	4	test passed: screws are exactly in the same position than original
3	electrical performance	Technical	1	1	1			Electrical performance is made by the electrical contact (power studs + busbar), not affected by the way the EBDS is closed. Electrical tests can be skipped.						0	
4	water and dust ingress (IP degree)	Technical	1	1	1			IP degrees are guaranteed by the envelope housing, the gasket and the way it is pressed. Gasket and plastic are in the same relative position, no mutual movement, so the current modification does not affect the sealing. IP degree test is not needed.						0	
5	EMC feature	Technical	1	1	1			EMC is driven by the PCBA which was not affected by the modification. EMC test can be skipped.						0	
6	Minimum switching voltage as per requirements (functional tests)	Technical	1	1	1			Working parameters are not impacted by the modication. Funtional tests can be skipped.						0	
					0									0	
					0									0	
					0									0	
					0									0	
					0									0	

If more space is required for risks, just insert new lines.

Probability of Occurrence - What is the likelihood the risk will occur?	
5	Very High = Unavoidable risk, almost certain to occur
4	Moderately High = Risk likely to occur
3	Medium = Realistic chance of occurring
2	Low Moderate = Unlikely to occur and can be absorbed with minor plan changes
1	Very Low = Should be avoided with standard practices

Impact - Given the Risk realized, what is the magnitude of impact?					
	Schedule	Financial	Technical	Market	Operational
5	Key Customer or Major Milestone missed	No Payback; GM < 20%, OI < 15%	Unacceptable, Major redesign efforts required.	Major marketing campaign to new market and unknown customers required	Not manufactureable, major re-design efforts required
4	Internal Program Date missed	Payback >= 4 yrs; 20% < GM < 30%, 15% < OI < 20%	Unacceptable, re-design or major process changes	Major marketing campaign to target market and target customers required	Not manufactureable, re-design or major process changes required
3	Minor Schedule slip, that can be made up	Payback = 3 yrs; 30% < GM < 40%; 20% < OI < 25%	Moderate design or process adjustment	Moderate marketing campaign to known market and customers required	Moderate design or process adjustment
2	Expedite required to meet date	Payback = 2 yrs; 40% < GM < 45%; 25% < OI < 30%	Minor design or process adjustment	Minor campaign to compete against competition required	Minor design or process adjustment
1	Minimal or No Impact	Payback <= 1 yr; GM > 45%; OI > 30%	Minimal or No Impact	Minimal or No Impact	Minimal or No Impact

Part numbers related to PCN C0647

LF Part Number
08075063
08075064
08075065
08075065-PR
08075100
08075160
08075161
08075162
08075163
08075164
08075165
08075200
08075200-PR
08075300
08075300-PR
08075360
08075360-PR
08075365
08075365-PR
10843600
10843640
10843643
10843840
10843861
10843900
10843946
10844000
10844040
10844065
10844065-PR