

Wirewound, Surface Mount Inductors



RoHS
COMPLIANT
HALOGEN
FREE
GREEN
(5-2008)

FEATURES

- Excellent solderability and resistance to soldering heat
- Suitable for reflow soldering
- High reliability and easy surface mount assembly
- Wide range of inductance values available
- Tape and reel packaging for automatic handling, 3000/reel EIA 481
- Material categorization: for definitions of compliance please see www.vishay.com/doc?99912

ELECTRICAL SPECIFICATIONS

Inductance Range: 2 nH to 270 nH

Operating Temperature: -40 °C to +125 °C

Storage Temperature: -40 °C to +125 °C

TEST EQUIPMENT

- Inductance is measured in HP4287A RF LCR meter with HP16193 fixture
- Q is measured in HP4287A RF LCR meter with HP16193 fixture
- SRF is measured in HP8753E RF network analyzer
- DCR is measured in HP4338B milliohmmeter

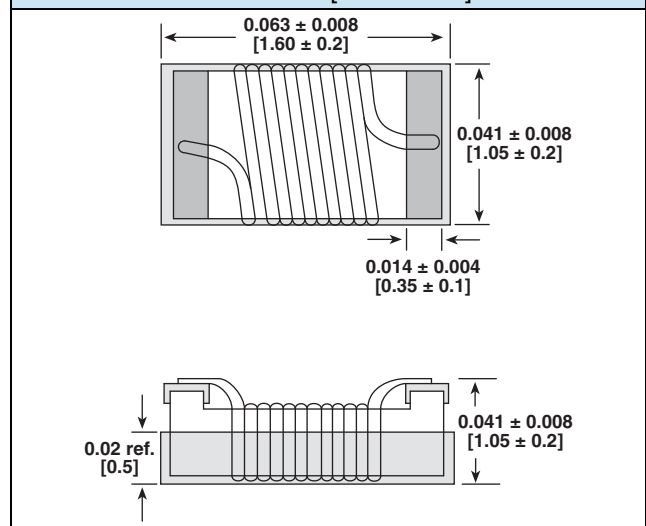
STANDARD ELECTRICAL SPECIFICATIONS

IND. (nH)	TOL.	TEST FREQ. (MHz)	Q MIN.	SRF MIN. (MHz)	DCR MAX. (Ω)	RATED DC CURRENT (mA) ⁽¹⁾
		L & Q				
2.0	0.3 nH, 0.2 nH	250	16	6900	0.08	700
3.9	0.3 nH, 0.2 nH	250	20	6900	0.08	700
4.7	0.3 nH, 0.2 nH	250	20	5800	0.11	700
6.8	10 %, 5 %	250	30	5800	0.11	700
8.2	10 %, 5 %	250	30	4600	0.10	700
10	5 %, 2 %	250	30	4800	0.13	700
12	5 %, 2 %	250	35	4000	0.13	700
15	5 %, 2 %	250	35	4000	0.17	700
18	5 %, 2 %	250	38	3100	0.17	700
22	5 %, 2 %	250	38	3000	0.22	700
27	5 %, 2 %	250	40	2800	0.22	600
33	5 %, 2 %	250	43	2300	0.22	600
39	5 %, 2 %	250	43	2200	0.25	600
47	5 %, 2 %	200	40	2000	0.28	600
56	5 %, 2 %	200	40	1900	0.31	600
68	5 %, 2 %	200	40	1700	0.34	600
72	5 %, 2 %	150	35	1700	0.49	400
82	5 %, 2 %	150	35	1700	0.54	400
100	5 %, 2 %	150	35	1400	0.63	400
120	5 %, 2 %	150	35	1300	0.65	300
150	5 %, 2 %	150	35	1000	0.92	280
180	5 %, 2 %	100	30	1000	1.25	240
220	5 %, 2 %	100	30	1000	1.70	200
270	5 %, 2 %	100	30	1000	1.80	170
330	5 %	100	25	450	2.00	150
390	5 %	100	20	350	2.00	170

Note

⁽¹⁾ Value obtained when current flows and temperature has risen 15 °C

DIMENSIONS in inches [millimeters]

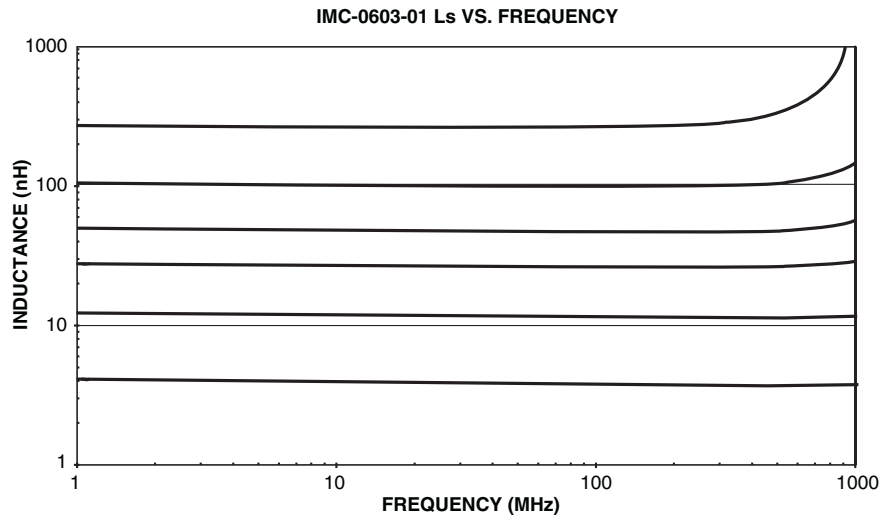
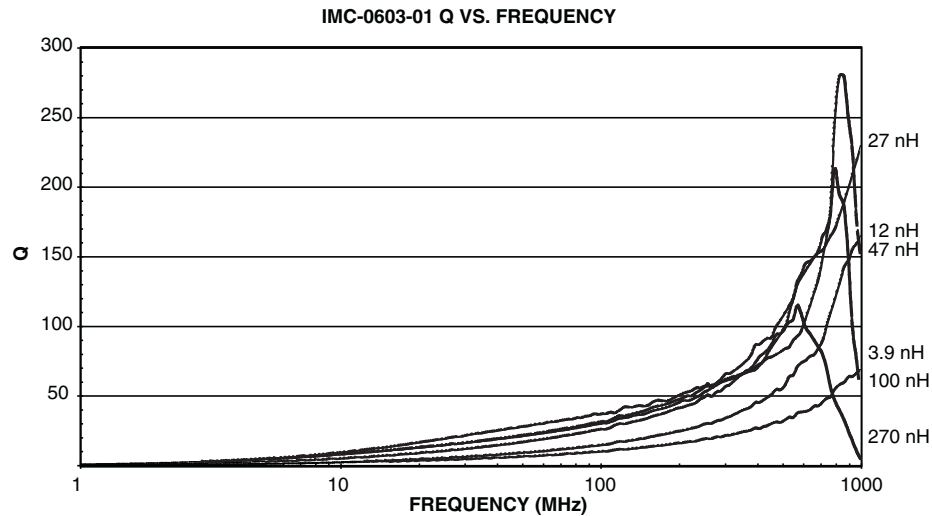


DESCRIPTION

IMC-0603-01	10 nH	± 5 %	ER	e4
MODEL	INDUCTANCE VALUE	INDUCTANCE TOLERANCE	PACKAGE CODE	JEDEC LEAD (Pb)-FREE STANDARD

GLOBAL PART NUMBER

I	M	C	0	6	0	3	E	R	1	0	N	J	0	1
PRODUCT FAMILY			SIZE			PACKAGE CODE		INDUCTANCE VALUE			TOL.	SERIES		

PERFORMANCE GRAPHS (IMC-0603-01)

TAPE AND REEL SPECIFICATIONS in inches [millimeters]

REEL DIMENSIONS		TAPE DIMENSIONS			RECOMMENDED PATTERN				
MODEL	UNITS PER REEL	MODEL	A	B	T	MODEL	A	B	C
IMC-0603-01	3000	IMC-0603-01	0.039 [1.0]	0.070 [1.8]	0.039 [1.0]	IMC-0603-01	0.025 [0.64]	0.075 [1.92]	0.040 [1.02]



Disclaimer

ALL PRODUCT, PRODUCT SPECIFICATIONS AND DATA ARE SUBJECT TO CHANGE WITHOUT NOTICE TO IMPROVE RELIABILITY, FUNCTION OR DESIGN OR OTHERWISE.

Vishay Intertechnology, Inc., its affiliates, agents, and employees, and all persons acting on its or their behalf (collectively, "Vishay"), disclaim any and all liability for any errors, inaccuracies or incompleteness contained in any datasheet or in any other disclosure relating to any product.

Vishay makes no warranty, representation or guarantee regarding the suitability of the products for any particular purpose or the continuing production of any product. To the maximum extent permitted by applicable law, Vishay disclaims (i) any and all liability arising out of the application or use of any product, (ii) any and all liability, including without limitation special, consequential or incidental damages, and (iii) any and all implied warranties, including warranties of fitness for particular purpose, non-infringement and merchantability.

Statements regarding the suitability of products for certain types of applications are based on Vishay's knowledge of typical requirements that are often placed on Vishay products in generic applications. Such statements are not binding statements about the suitability of products for a particular application. It is the customer's responsibility to validate that a particular product with the properties described in the product specification is suitable for use in a particular application. Parameters provided in datasheets and / or specifications may vary in different applications and performance may vary over time. All operating parameters, including typical parameters, must be validated for each customer application by the customer's technical experts. Product specifications do not expand or otherwise modify Vishay's terms and conditions of purchase, including but not limited to the warranty expressed therein.

Hyperlinks included in this datasheet may direct users to third-party websites. These links are provided as a convenience and for informational purposes only. Inclusion of these hyperlinks does not constitute an endorsement or an approval by Vishay of any of the products, services or opinions of the corporation, organization or individual associated with the third-party website. Vishay disclaims any and all liability and bears no responsibility for the accuracy, legality or content of the third-party website or for that of subsequent links.

Except as expressly indicated in writing, Vishay products are not designed for use in medical, life-saving, or life-sustaining applications or for any other application in which the failure of the Vishay product could result in personal injury or death. Customers using or selling Vishay products not expressly indicated for use in such applications do so at their own risk. Please contact authorized Vishay personnel to obtain written terms and conditions regarding products designed for such applications.

No license, express or implied, by estoppel or otherwise, to any intellectual property rights is granted by this document or by any conduct of Vishay. Product names and markings noted herein may be trademarks of their respective owners.