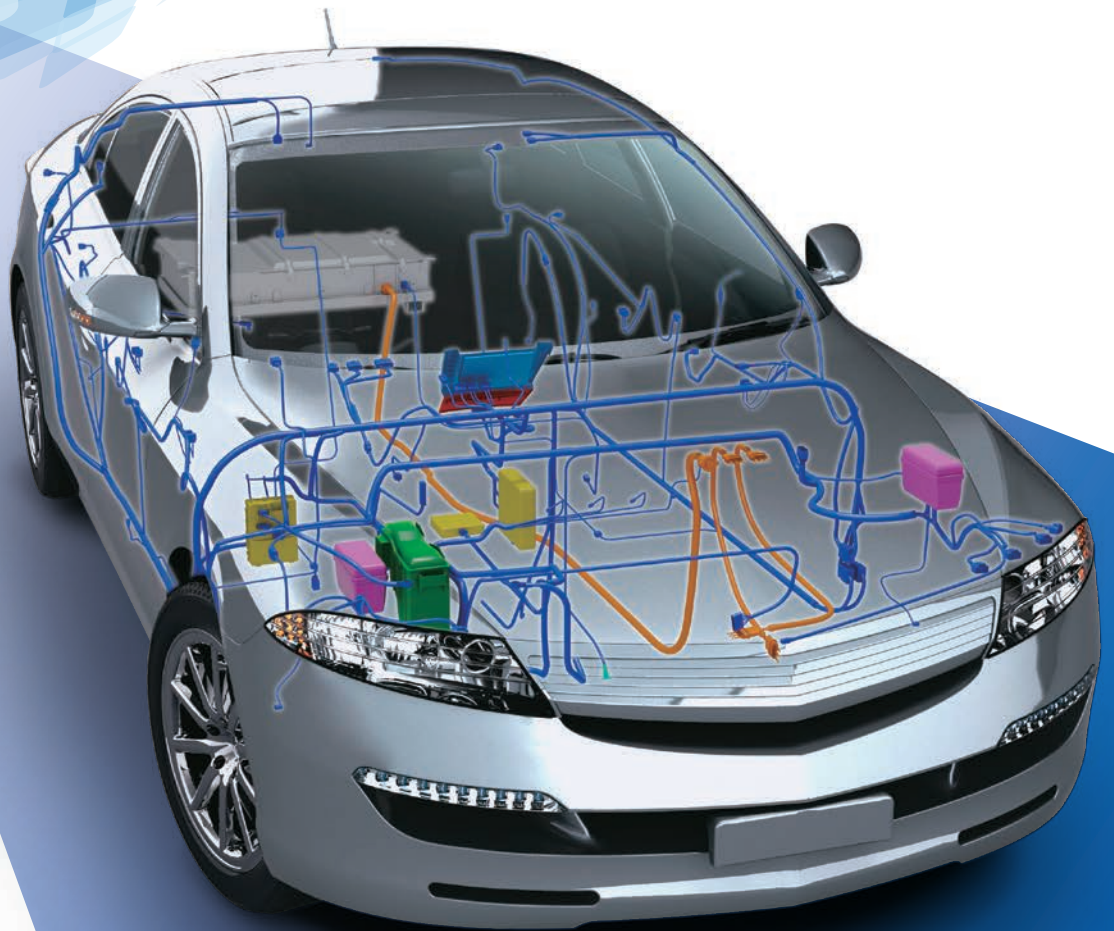


CONNECTORS FOR AUTOMOBILES

自動車用コネクタ



CONTENTS

unsealed / sealed 非防水 / 防水	Connector Series コネクタシリーズ	Terminal Tab Size 端子サイズ	No. of Way Variation 極数バリエーション	Applicable Cable Size 適用電線サイズ	Page掲載頁	Contact Resistance 接触抵抗 (圧着部を含む)	Leak Current リーク電流	Insulation Resistance 絶縁抵抗	Seal シール性	Material 材質					
unsealed	TS	0.64 (025)	2, 5, 10, 14, 16, 19, 22, 24, 28, 32, 36, 40	0.13 - 0.5	A-02	8mΩ max.(initial) 16mΩ max.(after durability tests)	3mA max.	100MΩ min.	—	ハウジング ターミナル	Housing / PBT Terminal / Brass, Heat-Resistant Copper Alloy				
		1.5 (060)	2, 4, 8, 12	0.13 - 2.0	A-07					ハウジング ターミナル	Housing / PBT, PA6T Terminal / Brass, Heat-Resistant Copper Alloy				
		2.3 (090)	2, 6, 8, 9, 10, 11, 12, 13, 16, 20	0.22 - 2.0	A-10	3mΩ max.(initial) 10mΩ max.(after durability tests)				ハウジング ターミナル	Housing / PBT, PA6T Terminal / Brass, Heat-Resistant Copper Alloy				
		4.8 (187)	1, 2, 3, 4, 6, 8, 10	0.3 - 3.0	A-14										
		8.0 (312)	1, 2, 3, 4	0.5 - 8.0	A-18										
		Hybrid	0.64+1.5	12, 18, 20	—	A-20							ハウジング ターミナル	Housing / PBT Terminal / Brass, Heat-Resistant Copper Alloy	
			0.64+2.3	17, 18, 20	—	A-21				8mΩ max.(initial) 16mΩ max.(after durability tests)					
			0.64+4.8	20	—	A-22									
			2.3+4.8	14, 15, 20	—	A-22				3mΩ max.(initial) 10mΩ max.(after durability tests)					
		PCB	0.64	16, 33, 36, 56, 60, 68	—	A-24				8mΩ max.(initial) 16mΩ max.(after durability tests)				ハウジング ターミナル	Housing / PBT, SPS Terminal / Brass
	0.64+1.5		20	—	A-26	8mΩ max.(initial) 16mΩ max.(after durability tests)				ハウジング ターミナル	Housing / LCP Terminal / Brass				
	HE	Hybrid	0.64 (025)	2, 3, 4, 6, 7, 10, 12, 16, 20, 24, 34	0.22 - 0.75	C-02	5mΩ max.(initial) 10mΩ max.(after durability tests)	1mA max.	100MΩ min.	—	ハウジング ターミナル	Housing / PBT Terminal / Brass, Heat-Resistant Copper Alloy			
			1.0 (040)	2, 5, 6, 8, 13, 17, 21	0.22 - 0.85	C-06									
			2.3 (090)	2, 3, 4, 5, 6, 8, 10, 14, 16, 20	0.3 - 2.0	C-09	3mΩ max.(initial) 6mΩ max.(after durability tests)								
			4.8 (187)	2, 4, 5	0.3 - 3.0	C-12									
			9.5 (375)	1, 2	2.0 - 10.0	C-14	2mΩ max.(initial) 4mΩ max.(after durability tests)								
			0.64+2.3	12, 13, 18, 20, 23, 28	—	C-16									
			1.0+2.3	9, 10, 14, 23	—	C-18	5mΩ max.(initial) 10mΩ max.(after durability tests)								
			1.0+4.8	12, 14	—	C-19									
			2.3+4.8	8, 14, 16, 18, 20	—	C-20	3mΩ max.(initial) 6mΩ max.(after durability tests)								
		4.8+8.0	6	—	C-21										
		PCB	1.0	13	—	C-22									
			1.0+2.3	23	—	C-22	5mΩ max.(initial) 10mΩ max.(after durability tests)							ハウジング ターミナル	Housing / PBTG30 Terminal / Brass
			1.0+4.8	14	—	C-23									
	2.3		6	—	C-23	3mΩ max.(initial) 6mΩ max.(after durability tests)									
	NH	0.64 (025)	3, 4, 8, 10, 12, 16, 24, 32, 40	0.22 - 0.75	F-02	10mΩ max.(initial) 30mΩ max.(after durability tests)	1mA max.	100MΩ min.	—	ハウジング ターミナル	Housing / PBT Terminal / Brass, Heat-Resistant Copper Alloy				
Hybrid 0.64+2.3		20	—	F-07											
SL	Hybrid	1.5 (060)	4, 12, 14, 16	0.3 - 2.0	I-02		3mA max.	100MΩ min.	—	ハウジング ターミナル	Housing / PBT Terminal / Heat-Resistant Copper Alloy				
		2.3 (090)	2, 4, 6, 12, 14, 16, 18	0.3 - 2.0	I-05	3mΩ max.(initial) 10mΩ max.(after durability tests)				ハウジング ターミナル	Housing / PBT Terminal / Brass, Heat-Resistant Copper Alloy				
		2.8 (110)	4	0.3 - 3.0	I-08										
	1.5+2.8	14	—	I-10		ハウジング ターミナル				Housing / PBT Terminal / Heat-Resistant Copper Alloy					
DL	Hybrid	0.64 (025)	2	0.22 - 0.75	K-02	5mΩ max.(initial) 10mΩ max.(after durability tests)	3mA max.	100MΩ min.	—	ハウジング ターミナル	Housing / PBT Terminal / Brass, Heat-Resistant Copper Alloy				
		1.0 (040)	4, 8, 12, 16, 20	0.3 - 1.25	K-04	3mΩ max.(initial) 10mΩ max.(after durability tests)									
		2.3 (090)	2, 4, 6, 10, 14, 16	0.3 - 2.0	K-07										

unsealed / sealed 非防水 / 防水	Connector Series コネクタシリーズ	Terminal Tab Size 端子サイズ	No. of Way Variation 極数バリエーション	Applicable Cable Size 適用電線サイズ	Page 掲載頁	Contact Resistance 接触抵抗 (圧着部を含む)	Leak Current リーク電流	Insulation Resistance 絶縁抵抗	Seal シール性	Material 材質	
sealed	TS sealed	0.64 (025)	2, 3, 4, 5, 6, 8, 10, 12, 13, 15, 17, 20, 30	0.13 - 0.5	B-02						
		0.64W (025W)	4	0.3 - 0.6	B-08	8mΩ max.(initial) 16mΩ max.(after durability tests)	50μA max.				
		Hybrid 0.64W+2.3+4.8	38, 46	—	B-10						
		2.3 (090)	2, 3, 4, 5, 6, 7	0.3 - 2.0	B-12						
		4.8 (187)	1, 2, 3	0.3 - 3.0	B-19	3mΩ max.(initial) 10mΩ max.(after durability tests)	100μA max.				
		8.0 (312)	1, 2	0.5 - 8.0	B-23			100MΩ min	50kPa min. (initial) 30kPa min. (after durability tests)	ハウジング ターミナル ワイヤシール	Housing / PBT, PA6T Terminal / Brass, Heat-Resistant Copper Alloy Wire Seal / Silicon
		0.64+2.3	10, 13, 26	—	B-26						
		0.64+4.8	4, 24, 34, 40, 46	—	B-27	8mΩ max.(initial) 16mΩ max.(after durability tests)	50μA max.				
		Hybrid 0.64+2.3+4.8	42, 52	—	B-28						
		2.3+4.8	4, 5, 6, 11	—	B-29	3mΩ max.(initial) 10mΩ max.(after durability tests)	100μA max.				
	4.8+8.0	3	—	B-30							
	HV/HVG sealed	1.0 (040)	2, 3, 4, 5, 6, 10	0.3 - 1.25	D-02	5mΩ max.(initial) 10mΩ max.(after durability tests)	100μA max.	100MΩ min	98kPa min. (initial) 49kPa min. (after durability tests)	ハウジング ターミナル ワイヤシール	Housing / PBT Terminal / Brass, Heat-Resistant Copper Alloy Wire Seal / Silicon
	HX sealed	1.0 (040)	1, 2, 3, 5, 6, 7	0.3 - 1.25	E-02						
		1.0 (040)	23, 33		E-06	5mΩ max.(initial) 10mΩ max.(after durability tests)					
		Joint Connector	23		E-08						
		Hybrid Joint Connector	0.64+1.0	22	—	E-10					
		1.5 (060)	2, 3, 4, 8, 12	0.13 - 2.0	E-13	3mΩ max.(initial) 6mΩ max.(after durability tests)	100μA max.	100MΩ min	98kPa min. (initial) 49kPa min. (after durability tests)		
		2.3 (090)	1, 2, 3, 4	0.3 - 2.0	E-17						
		1.0+4.8	13	—	E-21	5mΩ max.(initial) 10mΩ max.(after durability tests)					
Hybrid 1.5+4.8		4, 5	—	E-21	3mΩ max.(initial) 6mΩ max.(after durability tests)						
2.3+4.8		10	—	E-22							
RS		2.3 (090)	1, 2, 3, 4, 5, 6, 8	0.3 - 2.0	G-02	3mΩ max.(initial) 10mΩ max.(after durability tests)	10μA max.	100MΩ min	98kPa min. (initial) 98kPa min. (after durability tests)	ハウジング ターミナル ワイヤシール	Housing / PBT Terminal / Brass, Heat-Resistant Copper Alloy Wire Seal / Silicon
TL	2.3 (090)	1, 2, 4, 5	0.3 - 2.0	H-02	5mΩ max.(initial) 10mΩ max.(after durability tests)	50μA max.	100MΩ min	98kPa min. (initial) 98kPa min. (after durability tests)	ハウジング ターミナル ワイヤシール	Housing / PBT Terminal / Brass, Heat-Resistant Copper Alloy Wire Seal / Silicon	
SL sealed	1.5 (060)	2, 3, 14	0.3 - 2.0	J-02							
	2.3 (090)	1, 2, 3, 4, 6	0.3 - 2.0	J-06	3mΩ max.(initial) 10mΩ max.(after durability tests)	100μA max.	100MΩ min	49.0kPa min. (initial) 29.4kPa min. (after durability tests)	ハウジング ターミナル ワイヤシール	Housing / PBT Terminal / Brass, Heat-Resistant Copper Alloy Wire Seal / Silicon	
	8.0 (312)	2	2.0 - 8.0	J-09							
DL sealed	2.3 (090)	1, 2, 3, 4, 6, 8, 10, 12, 16	0.3 - 2.0	L-02	3mΩ max.(initial) 10mΩ max.(after durability tests)	100μA max.	100MΩ min	49.0kPa min. (initial) 29.4kPa min. (after durability tests)	ハウジング ターミナル ワイヤシール	Housing / PBT Terminal / Brass, Heat-Resistant Copper Alloy Wire Seal / NBR	

Safety, amenity, and functionality, measure the essential performance of an automobile and these predominately depend on in-vehicle electronic controls.

A variety of car electronic devices are systematically connected with each other using "automotive connectors", and the connectors for this purpose are required to be smaller, lighter, and provide direct connection and advanced performance.

At Sumitomo Wiring Systems, we are actively researching and developing components, including terminals and housings, with respect to the "total wiring system," using our experience as an all-round automotive wiring harness manufacturer. This is how we are able to achieve high reliability for our products.

In addition, we are searching for the optimum wiring system and layout, using as little space for wiring as is effectively possible. These are part of our activities to provide services that will further satisfy our customers, and we sincerely ask to be favored with your request for connectors made by Sumitomo Wiring Systems.

安全性、快適性、そして機能性と、自動車に求められる性能は、その制御の大半をエレクトロニクスが担っています。

この各種カーエレクトロニクス機器を、システムティックにつなぐコンポーネントとしての「自動車用コネクタ」には、軽量・コンパクト化、直結化、高機能化などの性能が求められます。

住友電装は、自動車用ワイヤーハーネス総合メーカーとしての実績と、「トータルワイヤリングシステム」の視点から、ターミナル、コネクタをはじめとした構成部品の研究・開発を積極的に進め、製品の信頼性に努めています。

さらに限られた配線スペースを最大限に活かしたワイヤリングシステムと最適レイアウトを追究し、一層お客様にご満足いただけるサービスをご提供いたしますので、住友電装のコネクタをご用命賜りますようお願い申し上げます。

General Notes 自動車用コネクタカタログの見方について

- All length and area units in this catalog shall marked millimeter (mm) and square millimeter (mm²).
- This catalog focuses on series of terminals, housings, and does not include terminals and housings not involved in these series. Similarly, some other series and custom-made parts are not included. Please contact our sales staff for details.
- We have also prepared a separate "Automotive Wire, Convoluted Tube" catalog, made by Sumitomo Wiring Systems, and suitable for the connectors. This catalog can be obtained from our sales staff.
- 本カタログで使用する長さの単位はすべてmm(ミリメートル)で、面積の単位はすべてmm²(平方ミリメートル)です。
- 本カタログは、シリーズのターミナル、コネクタを中心に編集しています。シリーズに含まれないターミナル、コネクタや、一部シリーズ、カスタム開発部品は掲載しておりませんので、詳細は弊社営業担当にお問い合わせください。
- コネクタに最適な住友電装の「自動車用電線・コルゲートチューブ」は別途カタログがございますので弊社営業担当にご請求ください。

Digital catalog 電子カタログ

A digital connector catalog is available on the Sumitomo Wiring Systems home page. Digital catalogue has connectors which are not on this catalogue.


住友電装ホームページに「コネクタ電子カタログ」を掲載中です。
電子カタログには本カタログに掲載されていないコネクタも掲載しております。

URL: <http://www.sws.co.jp>

* Product specifications may be subject to change without notice.
Before using the product, please obtain a "customer drawing" "Specifications" "Instruction Manuals" from our sales staff.

※製品の仕様は、予告なく変更することがあります。
製品ご使用の際は、弊社営業担当に「お客様用図面」「仕様書」「取扱説明書」をご請求ください。

TS SERIES



Features

The TS connector series has a mechanism of terminal position assurance.

This series consists of 0.64mm, 1.5mm, 2.3mm, 4.8mm and 8.0mm types classified according to terminal size, covering an extensive array of applications from signal to power circuits.

- The connector mechanism only allows the retainer to be set when the terminal is completely inserted.
- Retainers are pre-mounted on connector housings, and are structured to enable setting by the same simple operation regardless of the number of ways, improving operability.
- These connectors can be directly secured to a support on the car body.
- PCB models are also available for connection to printed circuit boards.
- RoHS/ELV Compliant

特長

TSシリーズは、挿入不足のターミナルを検知する機構を備えたコネクタシリーズです。

ターミナルサイズにより0.64mm・1.5mm・2.3mm・4.8mm・8.0mmで構成されており、信号回路からパワー回路まで幅広くご利用いただけます。

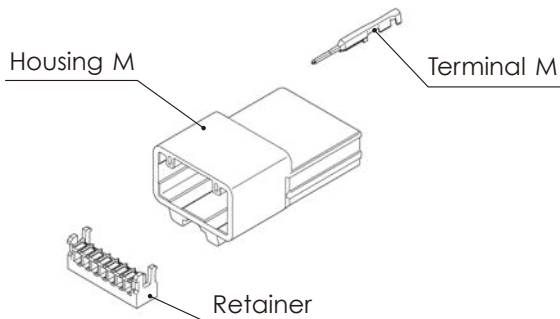
- ターミナルが半挿入の状態では、リテーナが装着できない構造になっています。
- リテーナはコネクタハウジングに予め組み付けられており、また極数に関係なく簡単な同一作業でセットすることができる構造になっているので、作業性が向上します。
- コネクタは、ボデー側のブラケットに直接固定することができます。
- プリント基板との接続に適したPCBタイプも設定いたしました。
- RoHS/ELV対応

TS SERIES for STANDARD

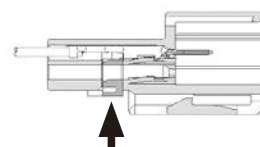
0.64mm (025)

A-02

Structure / 構造

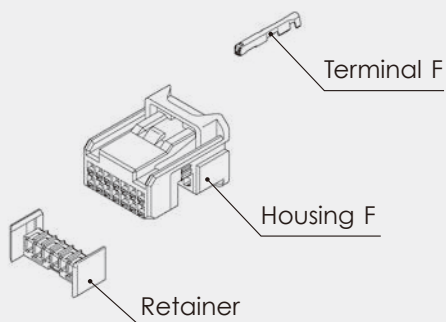


Connector M

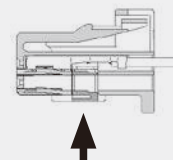


Retainer sliding direction

リテーナを押込むことにより、端子の半挿入状態を検知できます。



Connector F



Retainer sliding direction

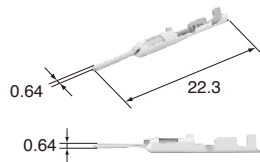
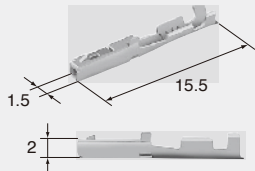
リテーナを押込むことにより、端子の半挿入状態を検知できます。

0.64mm (025)

Terminal (UNIT : mm)

(S)

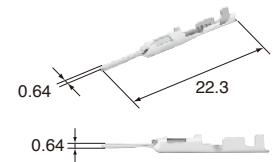
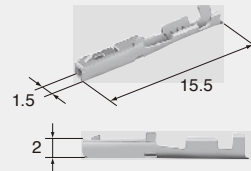
Cable size (mm ²) 適用電線サイズ	0.13
Material 材質	Brass 黄銅
Surface treatment 表面処理	Tin-plated Snメッキ

**M (8230-4878)****F (8240-0182)**

Cable size (mm ²) 適用電線サイズ	0.13
Material 材質	Heat-resistant copper alloy
Surface treatment 表面処理	Tin-plated Snメッキ

(S)**Au**

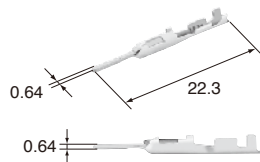
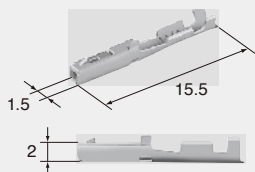
Cable size (mm ²) 適用電線サイズ	0.13
Material 材質	Brass 黄銅
Surface treatment 表面処理	Gold-plated Auメッキ

**M (8230-5136)****F (8240-0338)**

Cable size (mm ²) 適用電線サイズ	0.13
Material 材質	Heat-resistant copper alloy
Surface treatment 表面処理	Gold-plated Auメッキ

(M)

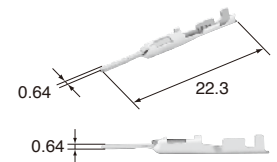
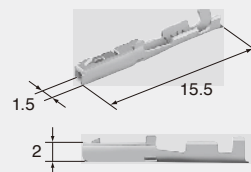
Cable size (mm ²) 適用電線サイズ	0.22~0.35
Material 材質	Brass 黄銅
Surface treatment 表面処理	Tin-plated Snメッキ

**M (8100-3622)****F (8100-3624)**

Cable size (mm ²) 適用電線サイズ	0.22~0.35
Material 材質	Heat-resistant copper alloy
Surface treatment 表面処理	Tin-plated Snメッキ

(M)**Au**

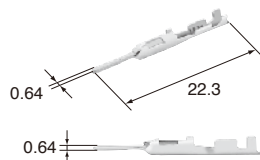
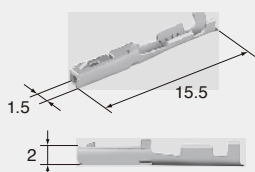
Cable size (mm ²) 適用電線サイズ	0.22~0.35
Material 材質	Brass 黄銅
Surface treatment 表面処理	Gold-plated Auメッキ

**M (8100-3626)****F (8100-3628)**

Cable size (mm ²) 適用電線サイズ	0.22~0.35
Material 材質	Heat-resistant copper alloy
Surface treatment 表面処理	Gold-plated Auメッキ

(L)

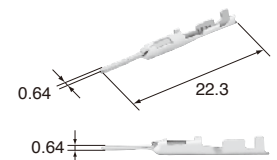
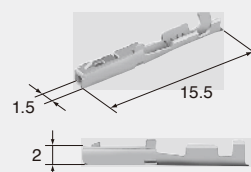
Cable size (mm ²) 適用電線サイズ	0.3~0.5
Material 材質	Brass 黄銅
Surface treatment 表面処理	Tin-plated Snメッキ

**M (8100-3623)****F (8100-3625)**

Cable size (mm ²) 適用電線サイズ	0.3~0.5
Material 材質	Heat-resistant copper alloy
Surface treatment 表面処理	Tin-plated Snメッキ

(L)**Au**

Cable size (mm ²) 適用電線サイズ	0.3~0.5
Material 材質	Brass 黄銅
Surface treatment 表面処理	Gold-plated Auメッキ

**M (8100-3627)****F (8100-3629)**

Cable size (mm ²) 適用電線サイズ	0.3~0.5
Material 材質	Heat-resistant copper alloy
Surface treatment 表面処理	Gold-plated Auメッキ

0.64mm (025)

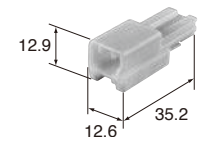
Housing (UNIT : mm)

Ref: Terminal part No. A-02
ターミナル参照頁


Material PBT
材質

2way

Color Natural
色相 自然色



M (6098-6653)




F (6098-6662)

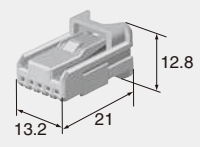
Color Natural
色相 自然色

5way

Color Natural
色相 自然色



M (6098-3802)

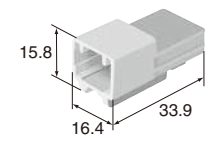


F (6098-3810)

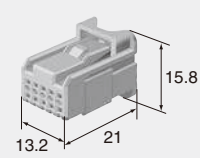
Color Natural
色相 自然色

10way

Color Natural
色相 自然色



M (6098-3869)

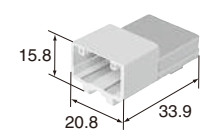


F (6098-3909)

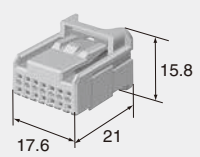
Color Natural
色相 自然色

14way

Color Natural
色相 自然色



M (6098-3877)

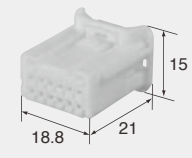


F (6098-3917)

Color Natural
色相 自然色

14way

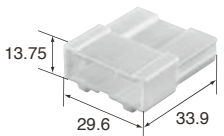
F (6098-7241)



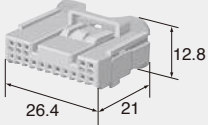
Color Natural
色相 自然色

16way

Color 色相 Natural 自然色

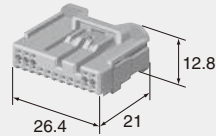


M (6098-7336) **F (6098-4008)**



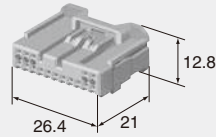
Color 色相 Natural 自然色

16way **F (6098-6688)**



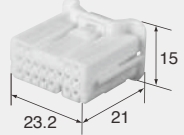
Color 色相 Natural 自然色

16way **F (6098-6694)**



Color 色相 Natural 自然色

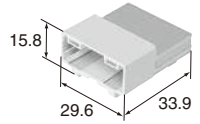
19way **F (6098-7231)**



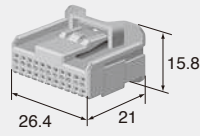
Color 色相 Natural 自然色

22way

Color 色相 Natural 自然色

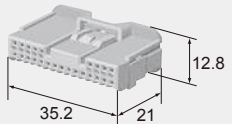


M (6098-3885) **F (6098-3925)**



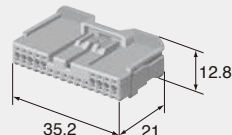
Color 色相 Natural 自然色

24way **F (6098-4010)**



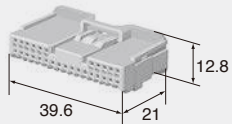
Color 色相 Natural 自然色

24way **F (6098-6682)**



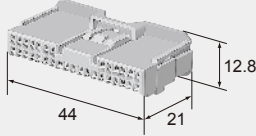
Color 色相 Natural 自然色

28way **F (6098-4756)**



Color 色相 Natural 自然色

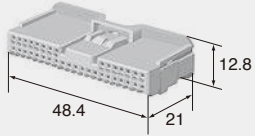
32way **F (6098-4013)**



Color 色相 Natural 自然色

36way

F (6098-4740)

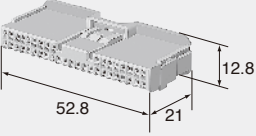


Color
色 相

Natural
自然色

40way

F (6098-4015)

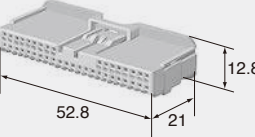


Color
色 相

Natural
自然色

40way

F (6098-4831)



Color
色 相

Natural
自然色

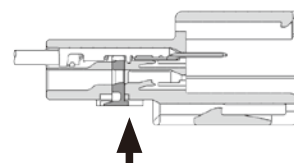
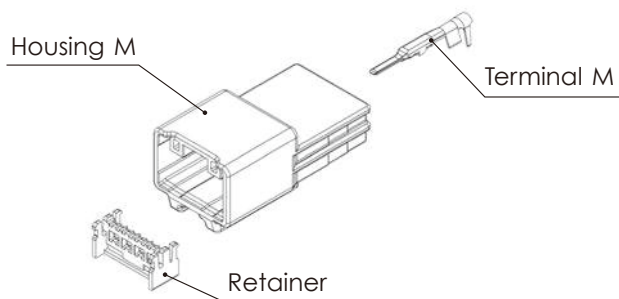
TS SERIES for STANDARD

1.5mm (060)

Structure / 構造

A-07

TS SERIES

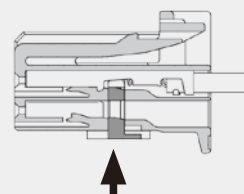
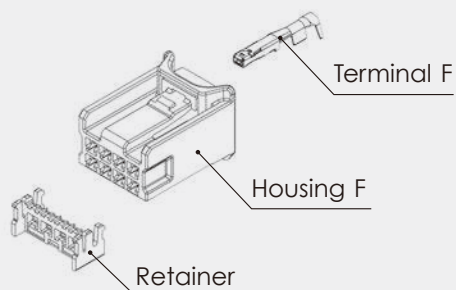


Retainer sliding direction

リテーナを押込むことにより、端子の半挿入状態を検知できます。

Connector M

Connector F



Retainer sliding direction

リテーナを押込むことにより、端子の半挿入状態を検知できます。

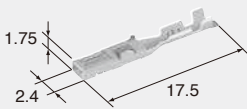
1.5mm (060)

A-08

Terminal (UNIT : mm)

(3S)


F (8240-0339)



Cable size (mm ²) 適用電線サイズ	0.13
Material 材質	Heat-resistant copper alloy
Surface treatment 表面処理	Tin-plated Snメッキ

(SS)

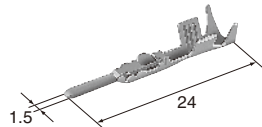
F (8240-0279)



Cable size (mm ²) 適用電線サイズ	0.22~0.35
Material 材質	Heat-resistant copper alloy
Surface treatment 表面処理	Tin-plated Snメッキ

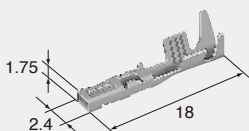
(M)

Cable size (mm ²) 適用電線サイズ	0.75~1.25
Material 材質	Brass 黄銅
Surface treatment 表面処理	Tin-plated Snメッキ



M (8230-4924)

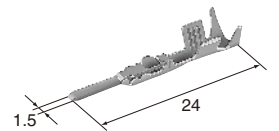
F (8240-0213)



Cable size (mm ²) 適用電線サイズ	0.75~1.25
Material 材質	Heat-resistant copper alloy
Surface treatment 表面処理	Tin-plated Snメッキ

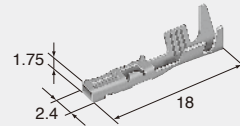
(S)

Cable size (mm ²) 適用電線サイズ	0.3~0.5
Material 材質	Brass 黄銅
Surface treatment 表面処理	Tin-plated Snメッキ



M (8230-4925)

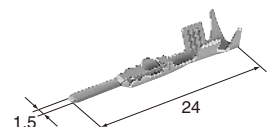
F (8240-0215)



Cable size (mm ²) 適用電線サイズ	0.3~0.5
Material 材質	Heat-resistant copper alloy
Surface treatment 表面処理	Tin-plated Snメッキ

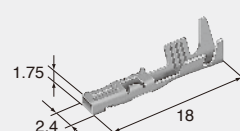
(L)

Cable size (mm ²) 適用電線サイズ	2.0
Material 材質	Heat-resistant copper alloy
Surface treatment 表面処理	Tin-plated Snメッキ



M (8230-4923)

F (8240-0214)



Cable size (mm ²) 適用電線サイズ	2.0
Material 材質	Heat-resistant copper alloy
Surface treatment 表面処理	Tin-plated Snメッキ

1.5mm (060)

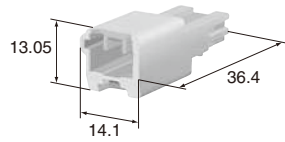
Housing (UNIT : mm)

Ref: Terminal part No. A-08
ターミナル参照頁

Material PBT
材質

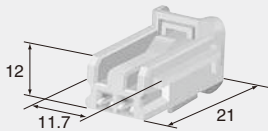
2way

Color Natural
色相 自然色



M (6098-6050)

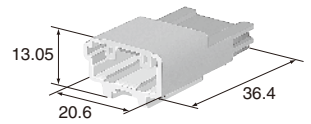
F (6098-6053)



Color Natural
色相 自然色

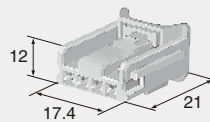
4way

Color Natural
色相 自然色



M (6098-5668)

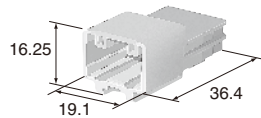
F (6098-5677)



Color Natural
色相 自然色

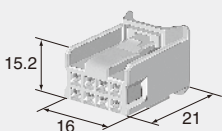
8way

Color Natural
色相 自然色



M (6098-5686)

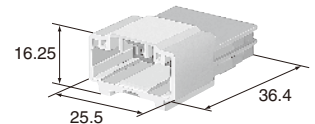
F (6098-5695)



Color Natural
色相 自然色

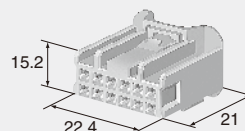
12way

Color Natural
色相 自然色



M (6098-5704)

F (6098-5713)



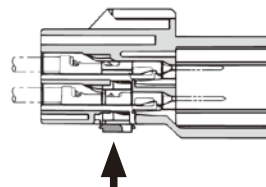
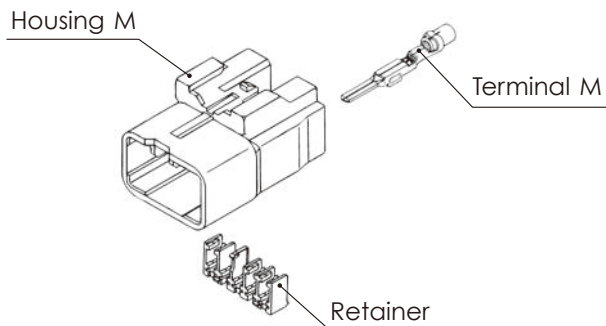
Color Natural
色相 自然色

TS SERIES for STANDARD

2.3mm (090)

A-10

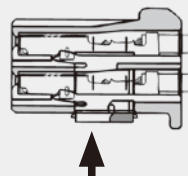
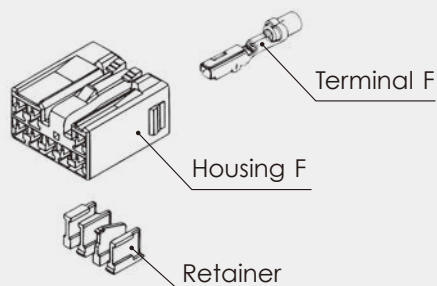
Structure / 構造



Retainer sliding direction

リテーナを押込むことにより、端子の半挿入状態を検知できます。

Connector M



Retainer sliding direction

リテーナを押込むことにより、端子の半挿入状態を検知できます。

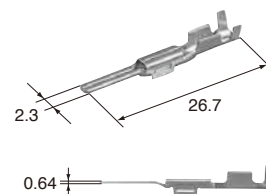
Connector F

2.3mm (090)

Terminal (UNIT : mm)

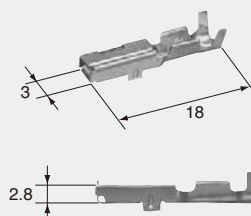
(SS)

Cable size (mm ²) 適用電線サイズ	0.22~0.35
Material 材質	Brass 黄銅
Surface treatment 表面処理	Tin-plated Snメッキ



M (8230-4742)

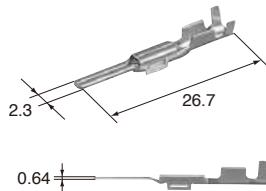
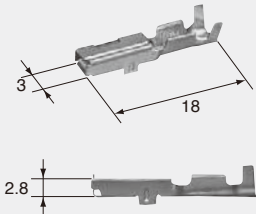
F (8240-0029)



Cable size (mm ²) 適用電線サイズ	0.22~0.35
Material 材質	Brass 黄銅
Surface treatment 表面処理	Tin-plated Snメッキ

(S)

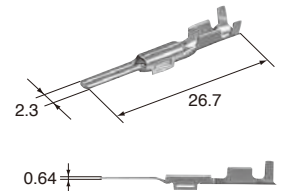
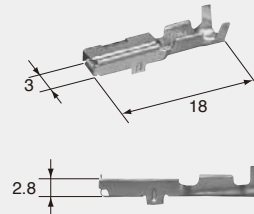
Cable size (mm ²) 適用電線サイズ	0.3~0.5
Material 材質	Brass 黄銅
Surface treatment 表面処理	Tin-plated Snメッキ

**M (8230-4492)****F (8240-4882)**

Cable size (mm ²) 適用電線サイズ	0.3~0.5
Material 材質	Brass 黄銅
Surface treatment 表面処理	Tin-plated Snメッキ

(S)**Au**

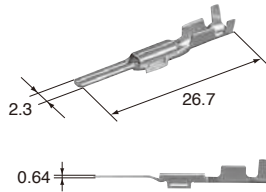
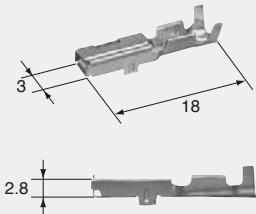
Cable size (mm ²) 適用電線サイズ	0.3~0.5
Material 材質	Brass 黄銅
Surface treatment 表面処理	Gold-plated Auメッキ

**M (8100-1341)****F (8100-1346)**

Cable size (mm ²) 適用電線サイズ	0.3~0.5
Material 材質	Brass 黄銅
Surface treatment 表面処理	Gold-plated Auメッキ

(M)

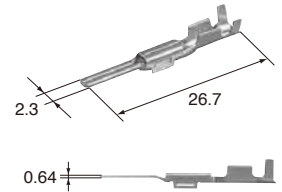
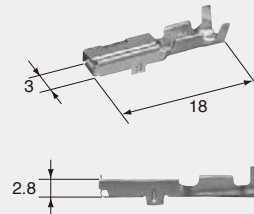
Cable size (mm ²) 適用電線サイズ	0.5~1.25
Material 材質	Brass 黄銅
Surface treatment 表面処理	Tin-plated Snメッキ

**M (8230-4502)****F (8240-4892)**

Cable size (mm ²) 適用電線サイズ	0.5~1.25
Material 材質	Brass 黄銅
Surface treatment 表面処理	Tin-plated Snメッキ

(M)**Au**

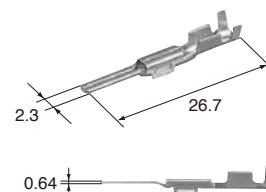
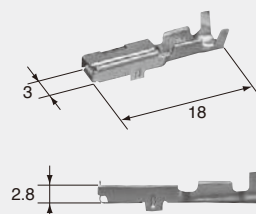
Cable size (mm ²) 適用電線サイズ	0.5~1.25
Material 材質	Brass 黄銅
Surface treatment 表面処理	Gold-plated Auメッキ

**M (8100-1342)****F (8100-1347)**

Cable size (mm ²) 適用電線サイズ	0.5~1.25
Material 材質	Brass 黄銅
Surface treatment 表面処理	Gold-plated Auメッキ

(L)

Cable size (mm ²) 適用電線サイズ	2.0
Material 材質	Brass 黄銅
Surface treatment 表面処理	Tin-plated Snメッキ

**M (8230-4512)****F (8240-4942)**

Cable size (mm ²) 適用電線サイズ	2.0
Material 材質	Heat-resistant copper alloy
Surface treatment 表面処理	Tin-plated Snメッキ


2.3mm (090)

Housing (UNIT : mm)

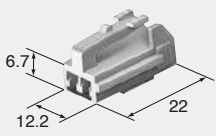
Ref: Terminal part No. A-10
ターミナル参照頁

2way

Material 材質	PA6T
Color 色相	Natural 自然色




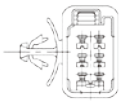
M (6520-0549) **F (6520-0550)**



Material 材質	PA6T
Color 色相	Natural 自然色

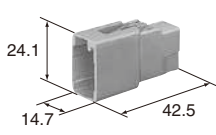
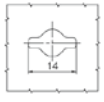
6way

Material 材質	PBT
Color 色相	Natural 自然色
Note 備考	With clamp for 7mm dia. φ7用クランプ付

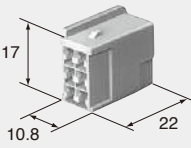



M (6240-1107)

Material 材質	PBT
Color 色相	Natural 自然色
Note 備考	With body fastening clamp. 回り止めクランプ付





M (6249-1243) **F (6240-5118)**



Material 材質	PBT
Color 色相	Natural 自然色

6way

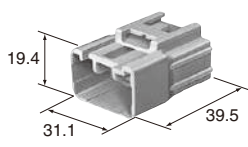


M (6240-1120)


Material 材質	PBT
Color 色相	Natural 自然色

9way

Material 材質	PBT
Color 色相	Natural 自然色



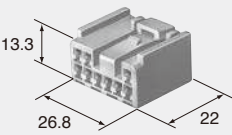
8way



M (6240-1077)

Material 材質	PBT
Color 色相	Natural 自然色


M (6249-1229) **F (6248-5270)**



Material 材質	PBT
Color 色相	Natural 自然色

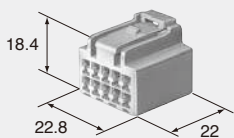
10way

Material 材質	PBT
Color 色相	Natural 自然色



M (6249-1235)

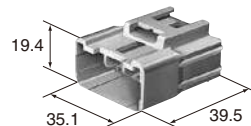
F (6248-5276)



Material 材質	PBT
Color 色相	Natural 自然色

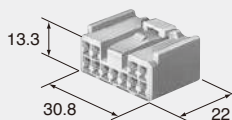
11way

Material 材質	PBT
Color 色相	Natural 自然色



M (6249-1234)

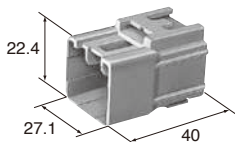
F (6248-5275)



Material 材質	PBT
Color 色相	Natural 自然色

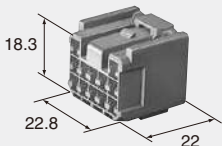
12way

Material 材質	PBT
Color 色相	Natural 自然色



M (6520-1009)

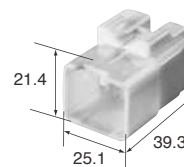
F (6520-1004)



Material 材質	PBT
Color 色相	Natural 自然色


13way

Material 材質	PBT
Color 色相	Natural 自然色



M (6240-1122)

F (6240-5175)



Material 材質	PBT
Color 色相	Natural 自然色

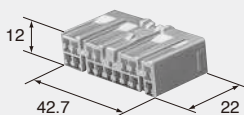
16way

Material 材質	PBT
Color 色相	Natural 自然色



M (6240-1158)

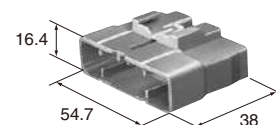
F (6240-5088)



Material 材質	PBT
Color 色相	Natural 自然色


20way

Material 材質	PBT
Color 色相	Natural 自然色



M (6240-1033)

F (6240-5035)



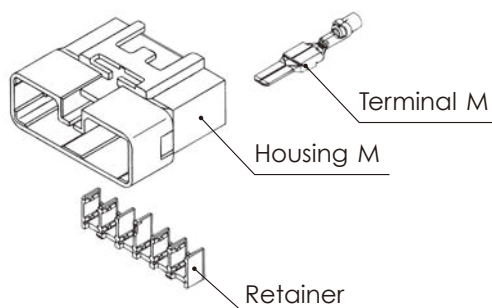
Material 材質	PBT
Color 色相	Natural 自然色

TS SERIES for STANDARD

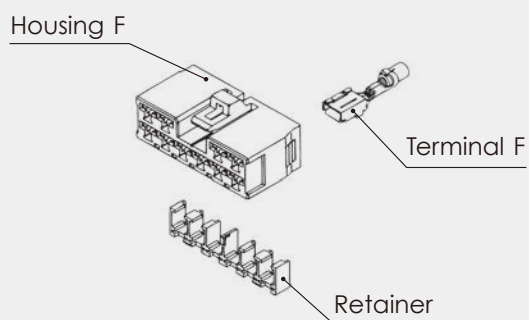
4.8mm (187)

A-14

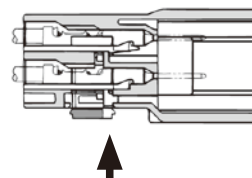
Structure / 構造



Connector M

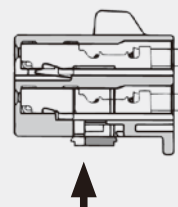


Connector F



Retainer sliding direction

リテーナを押込むことにより、端子の半挿入状態を検知できます。

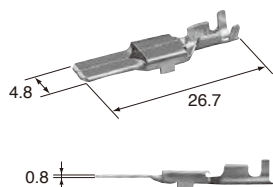
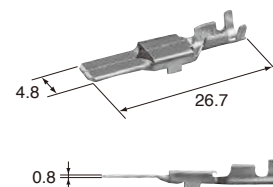


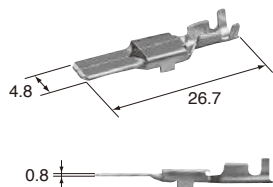


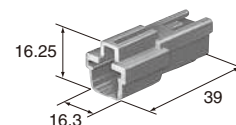
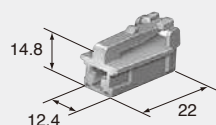


Retainer sliding direction

リテーナを押込むことにより、端子の半挿入状態を検知できます。


4.8mm (187)

Terminal (UNIT : mm)

(S)Cable size (mm²) 0.3~0.5
適用電線サイズMaterial Brass
材質 黄銅
Surface treatment Tin-plated
表面処理 Snメッキ**(M)**Cable size (mm²) 0.5~1.25
適用電線サイズMaterial Brass
材質 黄銅
Surface treatment Tin-plated
表面処理 Snメッキ**M (8230-4522)****F (8240-4912)**Cable size (mm²) 0.3~0.5
適用電線サイズMaterial Brass
材質 黄銅
Surface treatment Tin-plated
表面処理 Snメッキ**M (8230-4532)****F (8240-4922)**Cable size (mm²) 0.5~1.25
適用電線サイズMaterial Brass
材質 黄銅
Surface treatment Tin-plated
表面処理 Snメッキ**(L)**Cable size (mm²) 2.0~3.0
適用電線サイズMaterial Brass
材質 黄銅
Surface treatment Tin-plated
表面処理 Snメッキ**(L)****F (8100-1555)**Cable size (mm²) 2.0~3.0
適用電線サイズMaterial Heat-resistant
材質 黄銅
Surface treatment Tin-plated
表面処理 Snメッキ**M (8230-4542)****F (8240-4932)**Cable size (mm²) 2.0~3.0
適用電線サイズMaterial Brass
材質 黄銅
Surface treatment Tin-plated
表面処理 Snメッキ**4.8mm (187)****Housing** (UNIT : mm)Ref: Terminal part No. A-14
ターミナル参照頁Material PBT
材質**1way**Color Natural
色相 自然色**M (6098-0822)****F (6098-0824)**Color Natural
色相 自然色

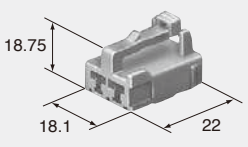
2way

Color 色相 Natural 自然色



M (6098-0323)

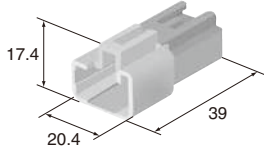
F (6098-0325)



Color 色相 Natural 自然色

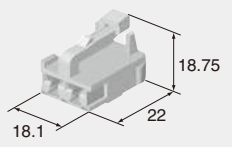
2way

Color 色相 Natural 自然色



M (6098-0469)


F (6098-0471)



Color 色相 Natural 自然色

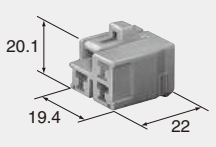
3way

Color 色相 Natural 自然色



M (6098-0149)

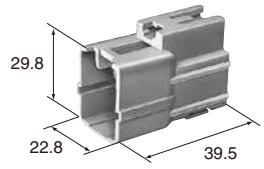
F (6098-0151)



Color 色相 Natural 自然色

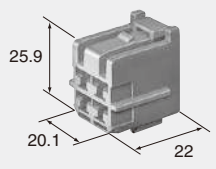
4way

Color 色相 Natural 自然色



M (6098-1851)

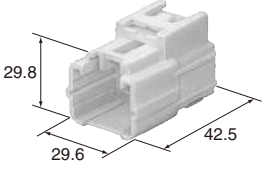
F (6098-1489)



Color 色相 Natural 自然色

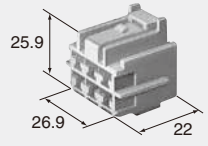
6way

Color 色相 Natural 自然色



M (6098-2211)

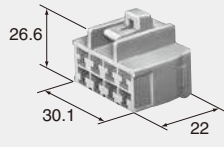
F (6098-1716)



Color 色相 Natural 自然色

8way


F (6098-0518)



Color 色相 Natural 自然色

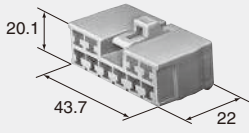
10way

Color Natural
色 相 自然色



M (6098-0154)

F (6098-0156)



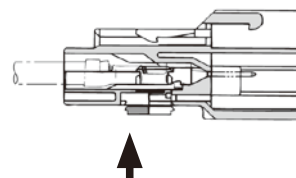
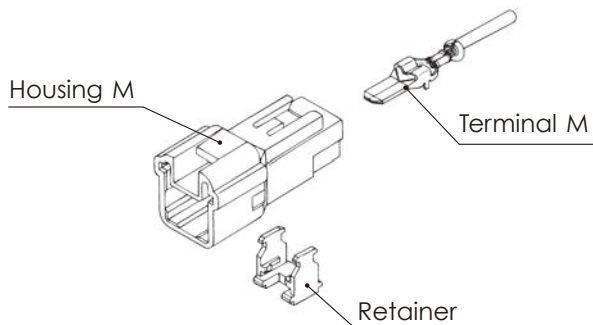
Color Natural
色 相 自然色

TS SERIES for STANDARD

8.0mm (312)

A-18

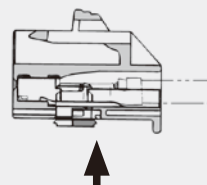
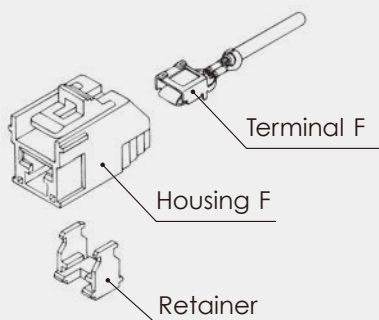
Structure / 構造



Retainer sliding direction

リテーナを押込むことにより、端子の半挿入状態を検知できます。

Connector M



Retainer sliding direction

リテーナを押込むことにより、端子の半挿入状態を検知できます。

Connector F

8.0mm (312)

Terminal (UNIT : mm)

(S)

Cable size (mm²) 0.5~1.25

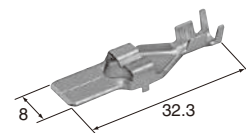
適用電線サイズ 0.5~1.25

Material Brass

材質 黄銅


Surface treatment Tin-plated

表面処理 Snメッキ



M (8100-0520)

F (8100-0707)



Cable size (mm²) 0.5~1.25

適用電線サイズ 0.5~1.25

Material Brass

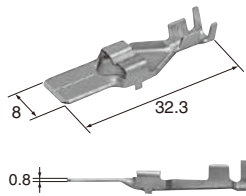

材質 黄銅

Surface treatment Tin-plated

表面処理 Snメッキ

(M)

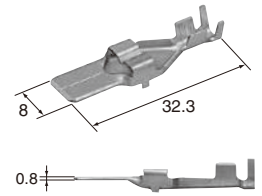

Cable size (mm ²) 適用電線サイズ	2.0~3.0
Material 材質	Brass 黄銅
Surface treatment 表面処理	Tin-plated Snメッキ

**M (8100-0521)**

Cable size (mm ²) 適用電線サイズ	2.0~3.0
Material 材質	Heat-resistant copper alloy
Surface treatment 表面処理	Tin-plated Snメッキ

F (8100-2493)**(L)**

Cable size (mm ²) 適用電線サイズ	5.0~8.0
Material 材質	Brass 黄銅
Surface treatment 表面処理	Tin-plated Snメッキ

**M (8100-0522)**

Cable size (mm ²) 適用電線サイズ	5.0~8.0
Material 材質	Heat-resistant copper alloy
Surface treatment 表面処理	Tin-plated Snメッキ

F (8100-1553)**8.0mm (312)****Housing (UNIT : mm)**

Ref: Terminal part No.
ターミナル参照頁

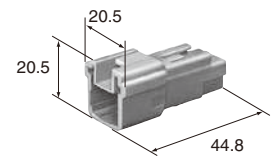
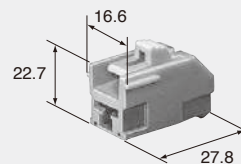
A-18

Material
材質

PBT

1way

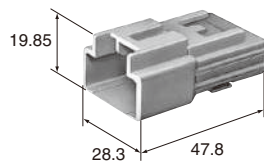
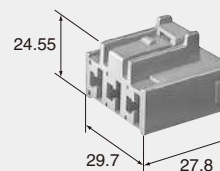
Color
色相

Natural
自然色**M (6240-1093)****F (6098-0441)**

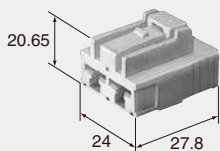
Color
色相

Natural
自然色**2way**

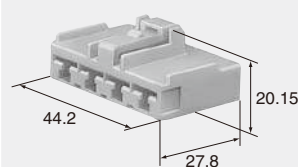
Color
色相

Natural
自然色**3way****F (6520-1466)**

Color
色相

Natural
自然色**M (6098-1278)**

Color
色相

Natural
自然色**4way****F (6098-2137)**

Color
色相

Natural
自然色

0.64mm, 1.5mm
(025, 060)

Housing (UNIT : mm)

Ref: Terminal part No. [0.64mm] A-02
ターミナル参照頁 [1.5mm] A-08

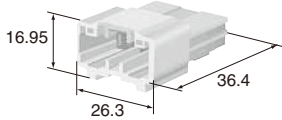
Material PBT
材質

No. of way/ () corresponds to 0.64mm, 1.5mm, in order from left to right.
極数 / () 内表示 : 左から0.64mm 極数、1.5mm 極数

TS SERIES
for HYBRID

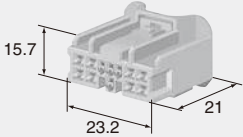
12way (4+8)

Color Natural
色相 自然色



M (6098-6055)

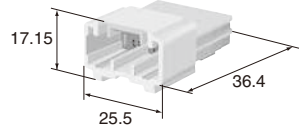
F (6098-6083)



Color Natural
色相 自然色

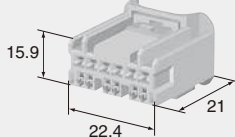
12way (6+6)

Color Natural
色相 自然色



M (6098-6104)

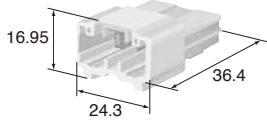
F (6098-6111)



Color Natural
色相 自然色

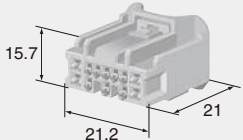
12way (8+4)

Color Natural
色相 自然色



M (6098-6090)

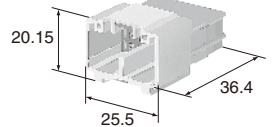
F (6098-6097)



Color Natural
色相 自然色

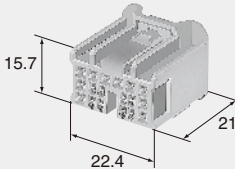
18way (8+10)

Color Natural
色相 自然色



M (6098-5650)

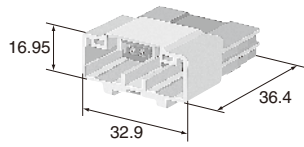
F (6098-5659)



Color Natural
色相 自然色

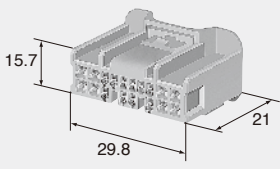
18way (10+8)

Color: Natural
色相: 自然色



M (6098-5594)

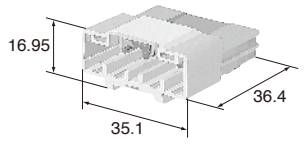
F (6098-5604)



Color: Natural
色相: 自然色

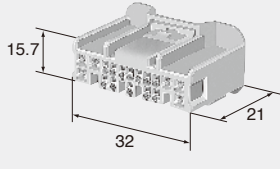
18way (12+6)

Color: Natural
色相: 自然色



M (6098-5631)

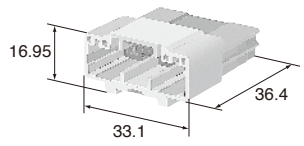
F (6098-5641)



Color: Natural
色相: 自然色

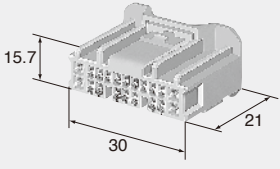
20way (16+4)

Color: Natural
色相: 自然色



M (6098-5613)

F (6098-5622)



Color: Natural
色相: 自然色

0.64mm, 2.3mm (025, 090)

Housing (UNIT : mm)

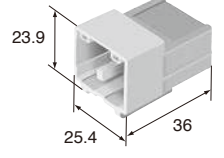
Ref: Terminal part No. [0.64mm] A-02
ターミナル参照頁 [2.3mm] A-10

Material: PBT
材質

No. of way/ () corresponds to 0.64mm, 2.3mm, in order from left to right.
極数 / () 内表示: 左から0.64mm 極数、2.3mm 極数

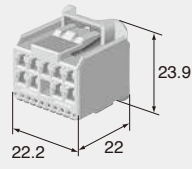
17way (8+9)

Color: Natural
色相: 自然色



M (6098-3893)

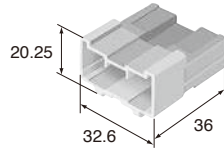
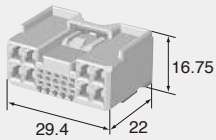
F (6098-3933)



Color: Natural
色相: 自然色

18way (10+8)

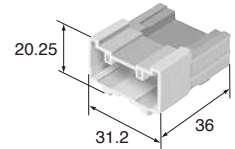
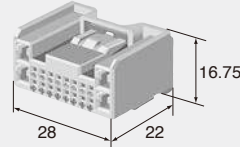
Color 色相	Natural 自然色
-------------	----------------

**M (6098-3901)****F (6098-3941)**

Color 色相	Natural 自然色
-------------	----------------

20way (16+4)

Color 色相	Natural 自然色
-------------	----------------

**M (6098-3818)****F (6098-3826)**

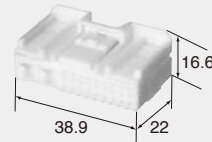
Color 色相	Natural 自然色
-------------	----------------

**0.64mm, 4.8mm
(025, 187)****Housing (UNIT : mm)**

Ref: Terminal part No. ターミナル参照頁	[0.64mm] A-02 [4.8mm] A-14
------------------------------------	-------------------------------

Material 材質	PBT
----------------	-----

No. of way/ () corresponds to 0.64mm, 4.8mm, in order from left to right.
極数 / () 内表示 : 左から0.64mm 極数、4.8mm 極数

20way (18+2)**F (6098-5903)**

Color 色相	Natural 自然色
-------------	----------------

**2.3mm, 4.8mm
(090, 187)****Housing (UNIT : mm)**

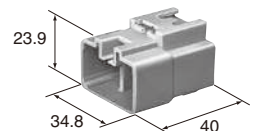
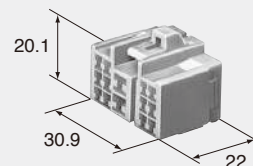
Ref: Terminal part No. ターミナル参照頁	[2.3mm] A-10 [4.8mm] A-14
------------------------------------	------------------------------

Material 材質	PBT
----------------	-----

No. of way/ () corresponds to 2.3mm, 4.8mm, in order from left to right.
極数 / () 内表示 : 左から2.3mm 極数、4.8mm 極数

14way (12+2)

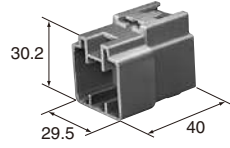
Color 色相	Natural 自然色
-------------	----------------

**M (6241-0261)****F (6245-0281)**

Color 色相	Natural 自然色
-------------	----------------

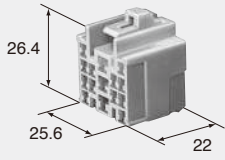
15way (12+3)

Color Natural
色 相 自然色



M (6241-0241)

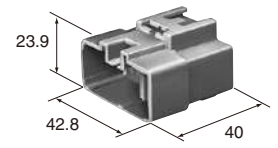
F (6245-0261)



Color Natural
色 相 自然色

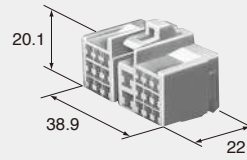
20way (18+2)

Color Natural
色 相 自然色



M (6241-0281)

F (6245-0301)



Color Natural
色 相 自然色

0.64mm (025)


TS SERIES for PCB

Housing (UNIT : mm)

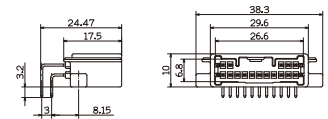
16way

M (6098-6790)

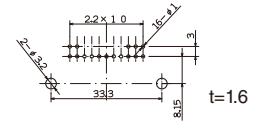
Connector F part No. Fコネクタ品番	6098-4008 (A-05)
Material 材質	PBT
Color 色相	Natural 自然色



● Detailed dimension
寸法詳細




● Recommended dimension of Circuit board
基板推奨詳細



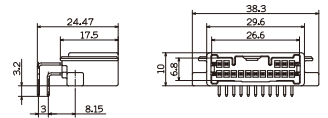
16way

M (6098-6793)

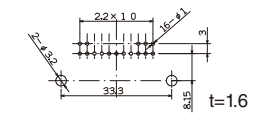
Connector F part No. Fコネクタ品番	6098-4008 (A-05)
Material 材質	SPS
Color 色相	Natural 自然色



● Detailed dimension
寸法詳細



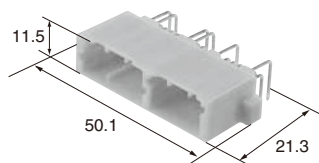
● Recommended dimension of Circuit board
基板推奨詳細



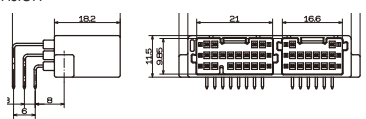
33way

M (6098-7229)

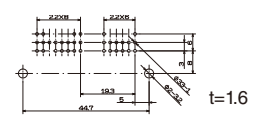
Connector F part No. Fコネクタ品番	6098-7231 (A-05) 6098-7241 (A-04)
Material 材質	SPS
Color 色相	Natural 自然色



● Detailed dimension
寸法詳細




● Recommended dimension of Circuit board
基板推奨詳細



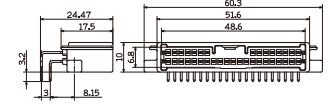
36way

M (6098-6796)

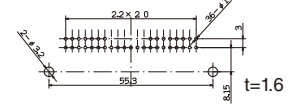
Connector F part No. Fコネクタ品番	6098-4740 (A-06)
Material 材質	PBT
Color 色相	Natural 自然色



● Detailed dimension
寸法詳細




● Recommended dimension of Circuit board
基板推奨詳細



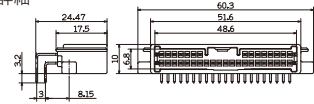
36way

M (6098-6798)

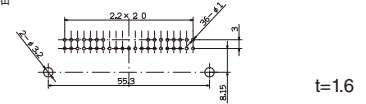
Connector F part No. Fコネクタ品番	6098-4740 (A-06)
Material 材質	SPS
Color 色相	Natural 自然色



● Detailed dimension
寸法詳細



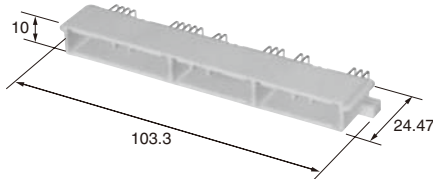
● Recommended dimension of Circuit board
基板推奨詳細



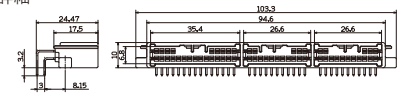
56way (16+16+24)

M (6098-6848)

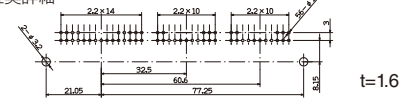
Connector F part No. Fコネクタ品番	6098-6688 (A-05) 6098-6694 (A-05) 6098-6682 (A-05)
Material 材質	SPS
Color 色相	Natural 自然色



● Detailed dimension
寸法詳細




● Recommended dimension of Circuit board
基板推奨詳細



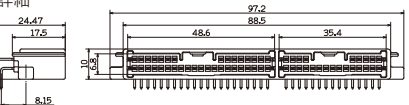
60way (36+24)

M (6098-6803)

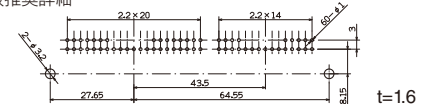
Connector F part No. Fコネクタ品番	6098-4010 (A-05) 6098-4740 (A-06)
Material 材質	SPS
Color 色相	Natural 自然色



● Detailed dimension
寸法詳細




● Recommended dimension of Circuit board
基板推奨詳細



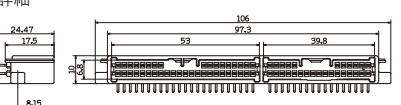
68way (40+28)

M (6098-6805)

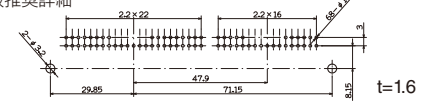
Connector F part No. Fコネクタ品番	6098-4756 (A-05) 6098-4831 (A-06)
Material 材質	PBT
Color 色相	Natural 自然色



● Detailed dimension
寸法詳細




● Recommended dimension of Circuit board
基板推奨詳細

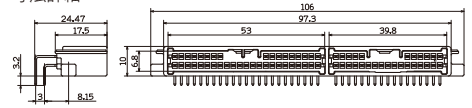


68way (40+28)**M (6098-7102)**

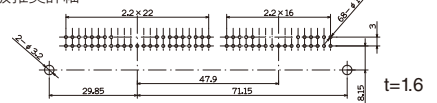
Connector F part No.	6098-4756 (A-05)
Fコネクタ品番	6098-4831 (A-06)
Material	SPS
材質	SPS
Color	Natural
色相	自然色



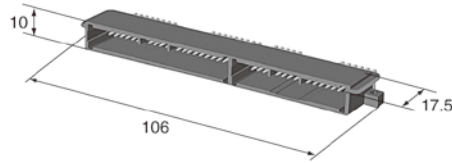
● Detailed dimension
寸法詳細



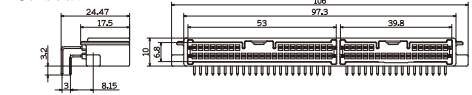
● Recommended dimension of Circuit board
基板推奨詳細

**68way (40+28)****M (6098-6810)**

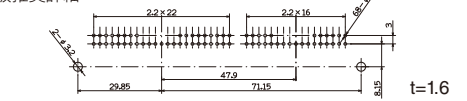
Connector F part No.	6098-4756 (A-05)
Fコネクタ品番	6098-4015 (A-06)
Material	PBT
材質	PBT
Color	Blue
色相	青



● Detailed dimension
寸法詳細



● Recommended dimension of Circuit board
基板推奨詳細




0.64mm, 1.5mm (025, 060)

Housing (UNIT : mm)

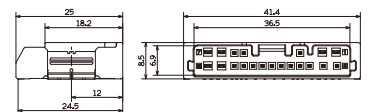
No. of way/ () corresponds to 0.64mm, 1.5mm, in order from left to right.
極数 / () 内表示 : 左から0.64mm 極数、1.5mm 極数

20way (14+6)**M (6098-6869)**

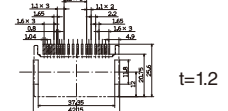
Connector F part No.	6098-6876 (A-●)
Fコネクタ品番	6098-6876 (A-●)
Material	LCP
材質	LCP
Color	Black
色相	黒




● Detailed dimension
寸法詳細



● Recommended dimension of Circuit board
基板推奨詳細



TS SEALED SERIES



Features

The TS sealed connector series has a mechanism of terminal position assurance. This series consists of 0.64mm, 2.3mm, 4.8mm and 8.0mm types classified according to terminal size, covering an extensive array of applications from signal to power circuits.

- Retainers are pre-mounted on the connector housing, and are structured to enable setting by the same simple operation regardless of the number of ways, improving operability.
- These connectors can be directly secured to a bracket on the car body.
- RoHS/ELV Compliant

特長

TS 防水シリーズは、挿入不足のターミナルを検知する機構を備えたコネクタシリーズです。ターミナルサイズにより0.64mm・2.3mm・4.8mm・8.0mmで構成されており、信号回路からパワー回路まで幅広くご利用いただけます。

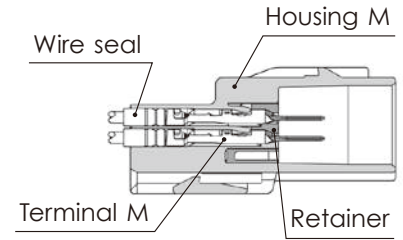
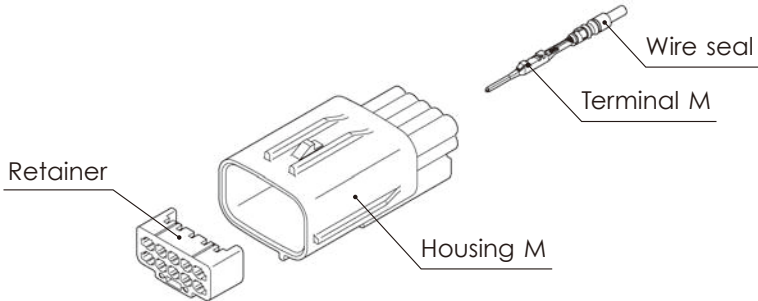
- リテーナは、コネクタハウジングに予め組み付けられており、また極数に関係なく簡単な同一作業でセットすることができる構造になっているので、作業性が向上します。
- コネクタは、ボデー側のブラケットに直接固定することができます。
- RoHS/ELV 対応

TS SEALED SERIES for STANDARD

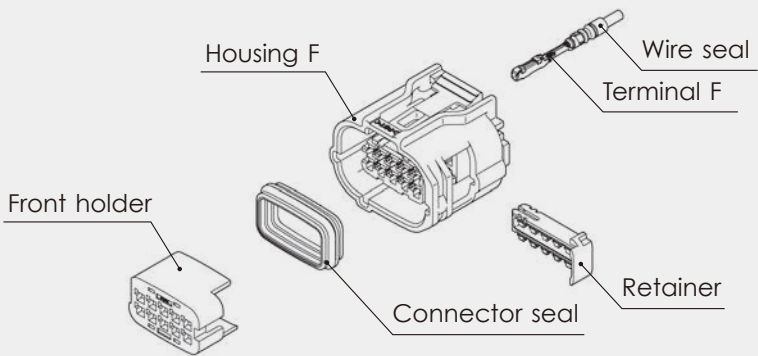
0.64mm (025)

Structure / 構造

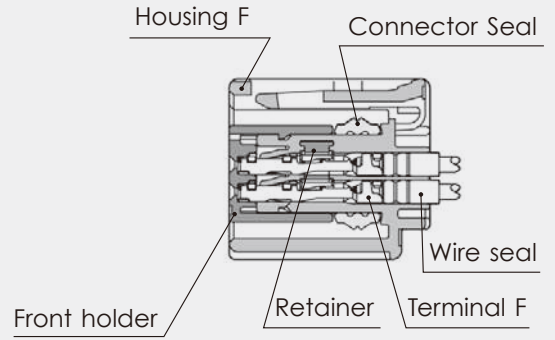
B-02



Connector M



Connector F

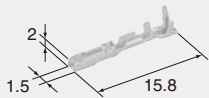


0.64mm (025)

Terminal (UNIT : mm)

(S)

F (8240-0336)

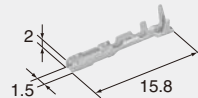


Cable size (mm ²) 適用電線サイズ	0.13
Material 材質	Heat-resistant copper alloy
Surface treatment 表面処理	Tin-plated Snメッキ

(S)

Au

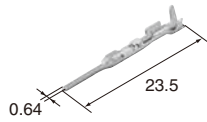
F (8240-0337)



Cable size (mm ²) 適用電線サイズ	0.13
Material 材質	Heat-resistant copper alloy
Surface treatment 表面処理	Gold-plated Auメッキ

(M)

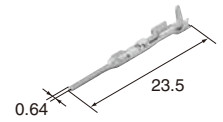
Cable size (mm ²) 適用電線サイズ	0.22~0.5
Material 材質	Brass 黄銅
Surface treatment 表面処理	Tin-plated Snメッキ



(M)

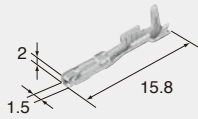
Au

Cable size (mm ²) 適用電線サイズ	0.22~0.5
Material 材質	Brass 黄銅
Surface treatment 表面処理	Gold-plated Auメッキ



M (8100-3617)

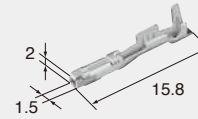
F (8100-3455)



Cable size (mm ²) 適用電線サイズ	0.22~0.35
Material 材質	Heat-resistant copper alloy
Surface treatment 表面処理	Tin-plated Snメッキ

M (8100-3708)

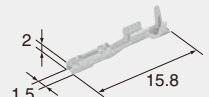
F (8100-3456)



Cable size (mm ²) 適用電線サイズ	0.22~0.35
Material 材質	Heat-resistant copper alloy
Surface treatment 表面処理	Gold-plated Auメッキ

(L)

F (8240-0287)

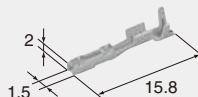


Cable size (mm ²) 適用電線サイズ	0.5
Material 材質	Heat-resistant copper alloy
Surface treatment 表面処理	Tin-plated Snメッキ

(L)

Au

F (8240-0288)



Cable size (mm ²) 適用電線サイズ	0.5
Material 材質	Heat-resistant copper alloy
Surface treatment 表面処理	Gold-plated Auメッキ

0.64mm (025)

B-04

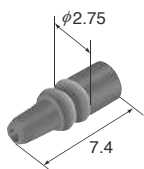
Wire seals (UNIT : mm)

- The wire seals are common to M and F.
*A wireseal depends on a chosen cable.
- ワイヤシールは M、F 共用です。
※使用電線により使用ワイヤシールが異なります。

(SS)

(7165-1043)

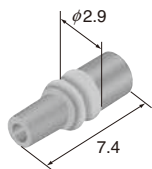
Cable size (mm ²) 適用電線サイズ	(CHFUS/0.22)
Cable overall diameter (mm) 電線仕上り外径	0.95~1.05
Material 材質	Silicon シリコン
Color 色相	Green 緑



(M)

(7165-1198)

Cable size (mm ²) 適用電線サイズ	(AVSS/0.3) (AVSSH/0.3) (AESSX/0.3)
Cable overall diameter (mm) 電線仕上り外径	1.4~1.5
Material 材質	Silicon シリコン
Color 色相	Dark Yellow 濃黄



0.64mm (025)

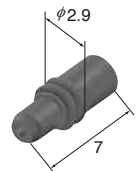
Dummy plugs (UNIT : mm)

- Dummy plugs are common to M and F.
- Dummy plugs are used to blind unused terminal holes.
- ダミー栓は M、F 共用です。
- 不必要なターミナル穴を塞ぐために、ダミー栓を使用します。

(3S)

(7165-1423)

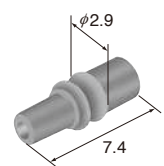
Cable size (mm ²) 適用電線サイズ	(CHFUS/0.13)
Cable overall diameter (mm) 電線仕上り外径	0.85~0.95
Material 材質	Silicon シリコン
Color 色相	Light Brown 淡茶



(S)

(7165-1312)

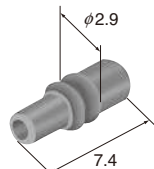
Cable size (mm ²) 適用電線サイズ	(CHFUS/0.35~0.5)
Cable overall diameter (mm) 電線仕上り外径	1.1~1.4
Material 材質	Silicon シリコン
Color 色相	Violet 紫



(L)

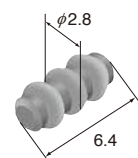
(7165-1199)

Cable size (mm ²) 適用電線サイズ	(AVSS/0.5) (AVSSH/0.5) (AVSSX/0.5) (AESSX/0.5)
Cable overall diameter (mm) 電線仕上り外径	1.6~1.7
Material 材質	Silicon シリコン
Color 色相	Red Violet 赤紫



(7165-0797)

Material 材質	NBR
Color 色相	Light Gray 淡灰



0.64mm (025)

Housing (UNIT : mm)

Ref: Terminal part No. B-03
ターミナル参照頁

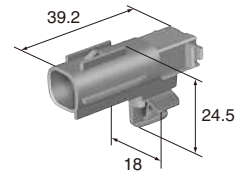
Ref: wire seal No. B-04
ワイヤシール参照頁

Ref: Dummy plug No. B-04
ダミー栓参照頁


Material PBT
材質

2way

Color Black
色相 黒



M (6188-4797)




Color Black
色相 黒

F (6189-1161)

2way


F (6189-7020)



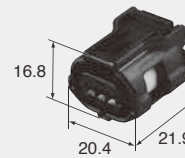
Color Black
色相 黒

3way

Color Black
色相 黒



M (6188-4920)




Color Black
色相 黒

F (6189-1129)

2way


F (6189-7073)



Color Gray
色相 灰

4way


F (6189-1231)



Color Gray
色相 灰

4way


F (6189-7401)



Color Black
色相 黒

5way

F (6189-1046)



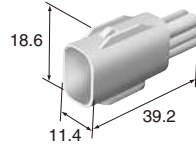
Color Black
色相 黒

B-05

TS SEALED SERIES


6way

Color 色相 Natural 自然色



M (6188-0706)


F (6189-1142)



Color 色相 Natural 自然色

6way

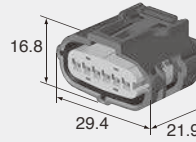
F (6189-1083)



Color 色相 Black 黒

6way

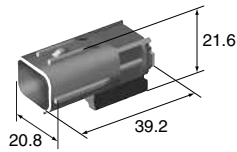
F (6189-7100)



Color 色相 Black 黒


8way

Color 色相 Gray 灰



M (6188-0779)


F (6189-1240)



Color 色相 Gray 灰


10way

Color 色相 Black 黒



M (6188-0696)


F (6189-1134)



Color 色相 Black 黒

12way

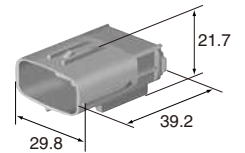
F (6189-1128)



Color 色相 Black 黒


13way

Color 色相 Gray 灰



12way


F (6189-1133)



Color 色相 Gray 灰

M (6188-4914)

F (6189-1092)



Color 色相 Gray 灰

15way

F (6189-1135)

30.8
48.2
32.3

Color
色 相

Gray
灰

17way

F (6189-7110)

30.8
57.2
32.3

Color
色 相

Gray
灰

20way

F (6189-7167)

32.1
57.2
32.3

Color
色 相

Black
黒

30way

F (6189-6987)

33.5
63
34.55

Color
色 相

Gray
灰

B-07

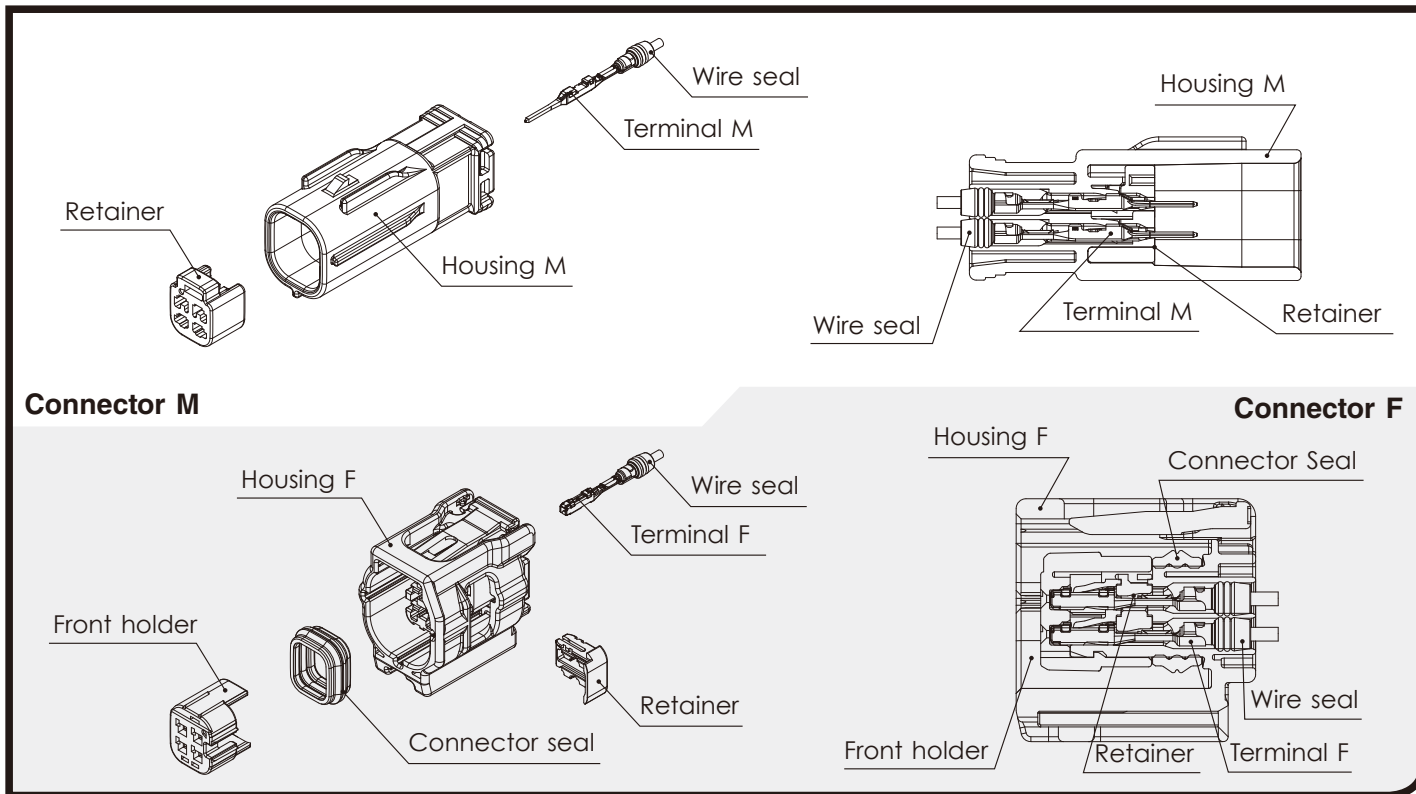
TS SEALED SERIES

TS SEALED SERIES for STANDARD

0.64W (025W)

Structure / 構造

B-08



防水0.64W型コネクタは、防水0.64型コネクタから端子間ピッチを拡大しているため互換性はありません。
(既存の防水0.64型コネクタと区別するため、防水0.64W型と呼称)

Since 0.64W has wider terminal pitch, there is no compatibility between 0.64 and 0.64W.
(These connectors are called "0.64W series" to distinguish from existing 0.64 series.)

0.64W (025W)

Terminal (UNIT: mm)

Ref; 0.64mm Terminal detail

0.64mmターミナル参照頁

M(Sn) M (8100-3617) B-03 **F (8100-3455)** B-03

M(Au) M (8100-3708) B-03 **F (8100-3456)** B-03

(LL)

Cable size (mm²)
適用電線サイズ

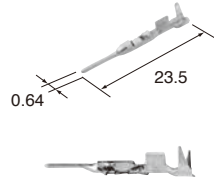
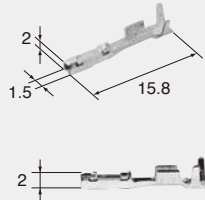
FPW/0.6	CIVUS/0.5
AVSS/0.5	AVSSX/0.5
AVSSH/0.5	IVSSH/0.5
AESSX/0.5	CHFUS/0.5
HFSS/0.5	

Material
材質

Brass
黄銅

Surface treatment
表面処理

Tin-plated
Snメッキ

**M (8230-5360)**

Cable size (mm²)
適用電線サイズ

FPW/0.6	CIVUS/0.5
AVSS/0.5	AVSSX/0.5
AVSSH/0.5	IVSSH/0.5
AESSX/0.5	CHFUS/0.5
HFSS/0.5	

Material
材質

Heat resistant copper-alloy
耐熱銅合金

Surface treatment
表面処理

Tin-plated
Snメッキ

F (8240-0500)**(LL)**

Cable size (mm²)
適用電線サイズ

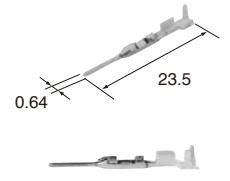
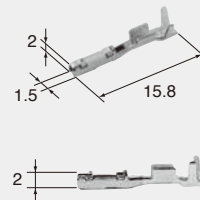
CIVUS/0.5	AVSS/0.5
AVSSX/0.5	AVSSH/0.5
IVSSH/0.5	AESSX/0.5
CHFUS/0.5	HFSS/0.5

Material
材質

Brass
黄銅

Surface treatment
表面処理

Gold-plated
Auメッキ

**M (8230-5361)**

Cable size (mm²)
適用電線サイズ

CIVUS/0.5	AVSS/0.5
AVSSX/0.5	AVSSH/0.5
IVSSH/0.5	AESSX/0.5
CHFUS/0.5	HFSS/0.5

Material
材質

Heat resistant copper-alloy
耐熱銅合金

Surface treatment
表面処理

Gold-plated
Auメッキ

F (8240-0501)**0.64W (025W)****Wire seals (UNIT : mm)**

The wire seals are common to M and F.

ワイヤシールはM、F共用です。

(S)

Cable size (mm²)
適用電線サイズ

CIVUS/0.35~0.5
CHFUS/0.35~0.5

Cable overall diameter (mm)
電線仕上り外径

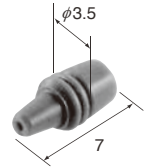
1.1~1.4

Material
材質

Silicon
シリコン

Color
色相

Dark Gray
濃灰

(7165-1608)**(M)**

Cable size (mm²)
適用電線サイズ

AVSS/0.3	AVSSH/0.3
IVSSH/0.35	HFSS/0.35

Cable overall diameter (mm)
電線仕上り外径

1.3~1.5

Material
材質

Silicon
シリコン

Color
色相

Dark Green
濃緑

(7165-1607)**(L)**

Cable size (mm²)
適用電線サイズ

FPW/0.6	AVSS/0.5
AVSSX/0.5	AVSSH/0.5
IVSSH/0.5	HFSS/0.5

Cable overall diameter (mm)
電線仕上り外径

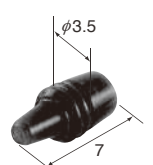
1.51~1.73

Material
材質

Silicon
シリコン

Color
色相

Dark Brown
濃茶

(7165-1606)

0.64W (025W)

Dummy plugs (UNIT: mm)

- Dummy plugs are common to M and F.
- Dummy plugs are used to blind unused terminal holes.
- ダミー栓はM、F共用です。
- 不必要なターミナル穴を塞ぐために、ダミー栓を使用します。

0.64W (025W)

Housing (UNIT: mm)

Ref: Terminal part No.
ターミナル参照頁 B-08

Ref: wire seal No.
ワイヤシール参照頁 B-09

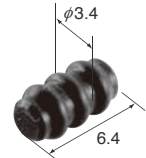
Ref: Dummy plug No.
ダミー栓参照頁 B-10

Material
材質 PA6T

TS SEALED SERIES
for HYBRID


(7165-1605)

Material
材質 Silicon
シリコン
Color
色相 Indian Red
ベンガラ



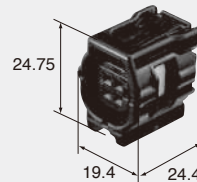
4way

Color
色相 Black
黒



M (6188-5516)

F (6189-7449)



Color
色相 Black
黒

0.64W, 2.3mm, 4.8mm (025W, 090, 187)

Housing (UNIT: mm)

Ref: Terminal part No.
ターミナル参照頁 [0.64W] B-08
[2.3mm] B-13(for P06)
[4.8mm] B-19

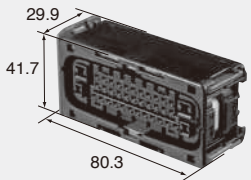
Ref: wire seal No.
ワイヤシール参照頁 [0.64W] B-09
[2.3mm] B-14(for P06)
[4.8mm] B-20

Ref: Dummy plug No.
ダミー栓参照頁 [0.64W] B-10
[2.3mm] B-15(for P06)
[4.8mm] B-21

Material
材質 PBT

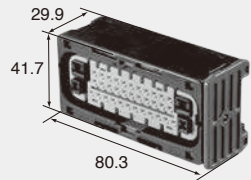
No. of way/ () corresponds to 0.64W, 2.3mm, 4.8mm in order from left to right.
極数 / () 内表示: 左から0.64W 極数、2.3mm 極数、4.8mm 極数

38way (34+2+2) Slide Lever
F (6189-7435)



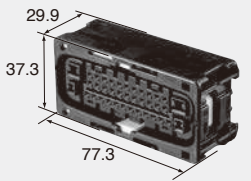
Color: Black
 色相: 黒

38way (34+2+2) Slide Lever
F (6189-7436)



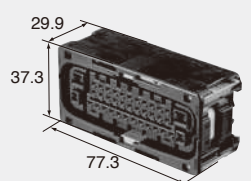
Color: Black
 色相: 黒

38way (34+2+2) Swing + Slide Lever
F (6189-7433)



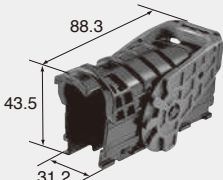
Color: Black
 色相: 黒

38way (34+2+2) Swing + Slide Lever
F (6189-7434)



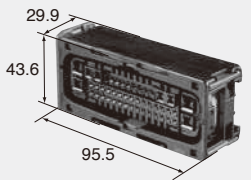
Color: Black
 色相: 黒

Lever Assy
F (6911-5774)




Color: Black
 色相: 黒

46way (38+4+4) Slide Lever
F (6189-7546)



Color: Black
 色相: 黒

46way (38+4+4) Slide Lever
F (6189-7547)



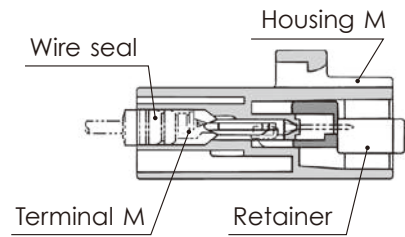
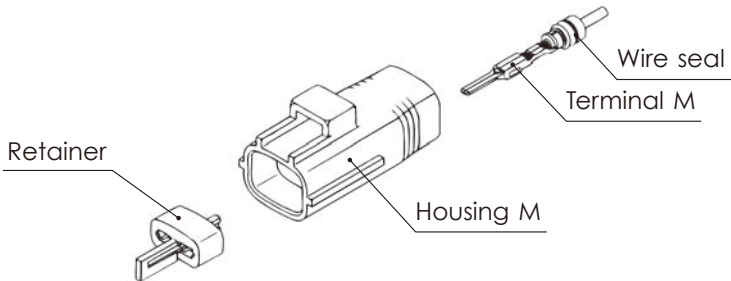
Color: Black
 色相: 黒

TS SEALED SERIES for STANDARD

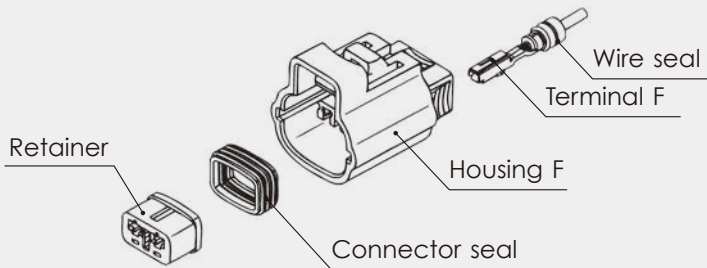
2.3mm (090)

Structure / 構造

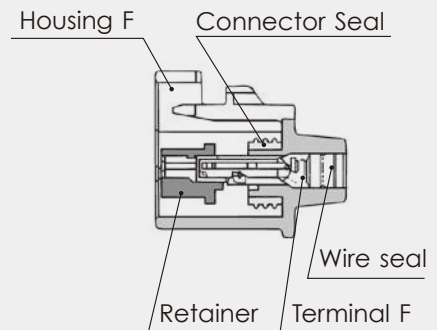
B-12



Connector M



Connector F

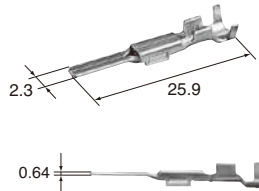


2.3mm (090)

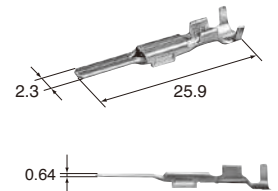
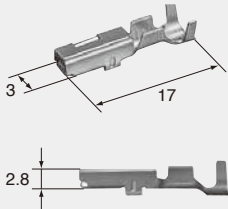
Terminal (UNIT : mm)

(S)

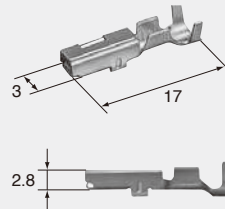
Cable size (mm ²) 適用電線サイズ	0.3~0.5
Material 材質	Brass 黄銅
Surface treatment 表面処理	Tin-plated Snメッキ

**(S)****Au**

Cable size (mm ²) 適用電線サイズ	0.3~0.5
Material 材質	Brass 黄銅
Surface treatment 表面処理	Gold-plated Auメッキ

**M (8100-0457)****F (8100-0460)**

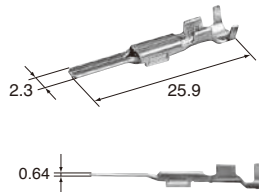
Cable size (mm ²) 適用電線サイズ	0.3~0.5
Material 材質	Heat-resistant copper alloy
Surface treatment 表面処理	Tin-plated Snメッキ

M (8100-1340)**F (8100-1344)**

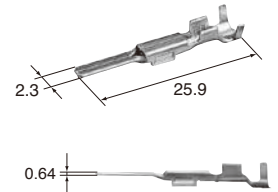
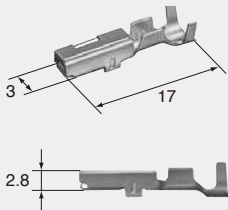
Cable size (mm ²) 適用電線サイズ	0.3~0.5
Material 材質	Heat-resistant copper alloy
Surface treatment 表面処理	Gold-plated Auメッキ

(M)

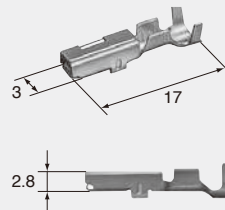
Cable size (mm ²) 適用電線サイズ	0.5~1.25
Material 材質	Brass 黄銅
Surface treatment 表面処理	Tin-plated Snメッキ

**(M)****Au**

Cable size (mm ²) 適用電線サイズ	0.5~1.25
Material 材質	Brass 黄銅
Surface treatment 表面処理	Gold-plated Auメッキ

**M (8100-0458)****F (8100-0461)**

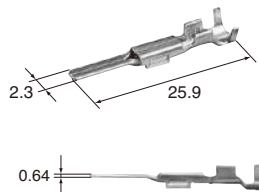
Cable size (mm ²) 適用電線サイズ	0.5~1.25
Material 材質	Heat-resistant copper alloy
Surface treatment 表面処理	Tin-plated Snメッキ

M (8100-1007)**F (8100-0594)**

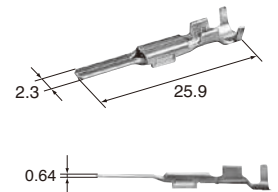
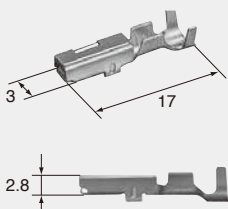
Cable size (mm ²) 適用電線サイズ	0.5~1.25
Material 材質	Heat-resistant copper alloy
Surface treatment 表面処理	Gold-plated Auメッキ

(L)

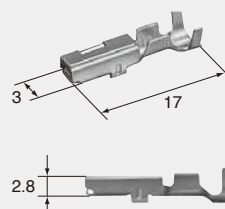
Cable size (mm ²) 適用電線サイズ	2.0
Material 材質	Brass 黄銅
Surface treatment 表面処理	Tin-plated Snメッキ

**(L)****Au**

Cable size (mm ²) 適用電線サイズ	2.0
Material 材質	Brass 黄銅
Surface treatment 表面処理	Gold-plated Auメッキ

**M (8100-0459)****F (8100-0462)**

Cable size (mm ²) 適用電線サイズ	2.0
Material 材質	Heat-resistant copper alloy
Surface treatment 表面処理	Tin-plated Snメッキ

M (8100-1008)**F (8100-0817)**

Cable size (mm ²) 適用電線サイズ	2.0
Material 材質	Heat-resistant copper alloy
Surface treatment 表面処理	Gold-plated Auメッキ

2.3mm (090)

Wire seals (UNIT : mm)

The wire seals are common to M and F.

- P5 : For 5mm pitch housing/Please inquire us for the details.
- P6 : For 6mm pitch housing

ワイヤシールはM、F共用です。

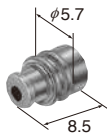
- P5 : 5ミリピッチ用／別途お問い合わせください。
- P6 : 6ミリピッチ用

(SS)

(P6)

(7165-0842)

Cable size (mm ²) 適用電線サイズ	(CHFUS/0.35~0.5)
Cable overall diameter (mm) 電線仕上り外径	1.1~1.4
Material 材質	Silicon シリコン
Color 色相	Blue 青

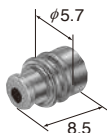


(S)

(P6)

(7165-0349)

Cable size (mm ²) 適用電線サイズ	(AVX·AEX/0.3) (AVS/0.3) (AVSS/0.3~0.85) (AVSSX·AESSX/0.3~0.75) (CAVUS/0.85~1.25)
Cable overall diameter (mm) 電線仕上り外径	1.4~2.0
Material 材質	Silicon シリコン
Color 色相	Dark Brown 濃茶

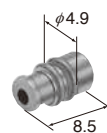


(S)

(P5)

(7165-0342)

Cable size (mm ²) 適用電線サイズ	(AVX·AEX/0.3) (AVS/0.3) (AVSS/0.3~0.85) (AVSSX·AESSX/0.3~0.75) (CAVUS/0.85~1.25)
Cable overall diameter (mm) 電線仕上り外径	1.4~2.0
Material 材質	Silicon シリコン
Color 色相	Brown 茶

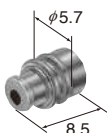


(M)

(P6)

(7165-0395)

Cable size (mm ²) 適用電線サイズ	(AV/0.5) (AVX·AEX/0.5~0.75) (AVS/0.5~0.85) (AVSS/1.25) (AVSSX·AESSX/1.25)
Cable overall diameter (mm) 電線仕上り外径	2.0~2.5
Material 材質	Silicon シリコン
Color 色相	Dark Green 濃緑



(M)

(P5)

(7165-0343)

Cable size (mm ²) 適用電線サイズ	(AV/0.5) (AVX·AEX/0.5~0.75) (AVS/0.5~0.85) (AVSS/1.25) (AVSSX·AESSX/1.25)
Cable overall diameter (mm) 電線仕上り外径	2.0~2.5
Material 材質	Silicon シリコン
Color 色相	Black 黒

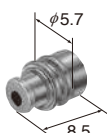


(L)

(P6)

(7165-0351)

Cable size (mm ²) 適用電線サイズ	(AV/1.25) (AVX·AEX/1.25) (AVS/1.25) (AVSS/2.0) (AVSSX·AESSX/2.0)
Cable overall diameter (mm) 電線仕上り外径	2.5~2.9
Material 材質	Silicon シリコン
Color 色相	Dark Gray 濃灰

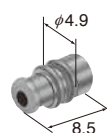


(L)

(P5)

(7165-0344)

Cable size (mm ²) 適用電線サイズ	(AV/1.25) (AVX·AEX/1.25) (AVS/1.25) (AVSS/2.0) (AVSSX·AESSX/2.0)
Cable overall diameter (mm) 電線仕上り外径	2.5~2.9
Material 材質	Silicon シリコン
Color 色相	Dark Blue 紺



2.3mm (090)

Dummy plugs (UNIT : mm)

- Dummy plugs are common to M and F.
- Dummy plugs are used to blind unused terminal holes.
- P5 : For 5mm pitch housing/Please inquire us for the details.
- P6 : For 6mm pitch housing
- ダミー栓はM、F 共用です。
- 不必要なターミナル穴を塞ぐために、ダミー栓を使用します。
- P5 : 5ミリピッチ用/別途お問い合わせください。
- P6 : 6ミリピッチ用

2.3mm (090)

Housing (UNIT : mm)

Ref: Terminal part No. B-13
ターミナル参照頁

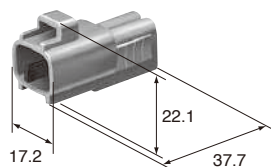
Ref: wire seal No. B-14
ワイヤシール参照頁

Ref: Dummy plug No. B-15
ダミー栓参照頁

Material PBT
材質

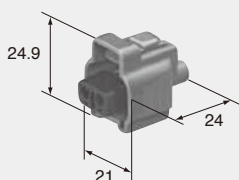
2way

Color Gray
色相 灰



M (6188-0108)

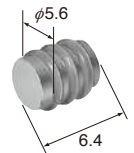
F (6189-0199)



Color Gray
色相 灰

(P6)

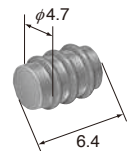
(7160-9465)



Material NBR
材質
Color Black
色相 黒

(P5)

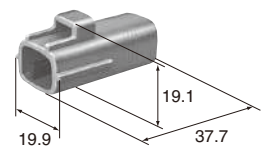
(7161-9787)



Material NBR
材質
Color Brown
色相 茶

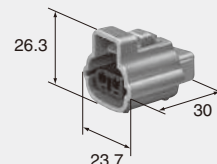
2way

Color Gray
色相 灰



M (6188-0047)

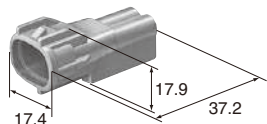
F (6189-0100)



Color Gray
色相 灰

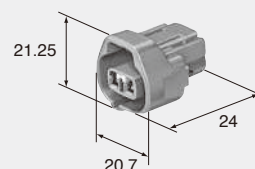
2way

Color Gray
色相 灰



M (6188-0266)

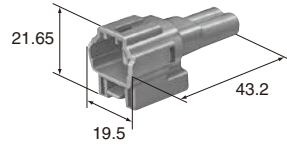
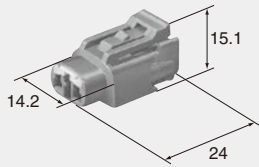
F (6189-0249)



Color Gray
色相 灰

2way

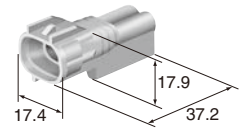
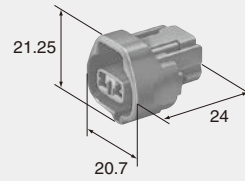
Color 色相	Gray 灰
-------------	-----------

**M (6188-0229)****F (6189-0388)**

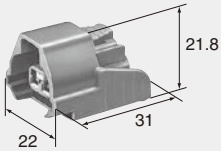
Color 色相	Gray 灰
-------------	-----------

2way

Color 色相	Natural 自然色
-------------	----------------

**M (6188-0624)****F (6189-0765)**

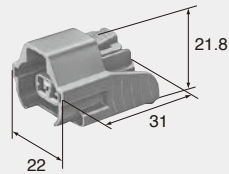
Color 色相	Natural 自然色
-------------	----------------

2way**P5****F (6189-0566)**

Ref: Wire seal No. ワイヤシール参照頁	B-10 (For P5)
---------------------------------	---------------

Ref: Dummy plug No. ダミー栓参照頁	B-11 (For P5)
--------------------------------	---------------

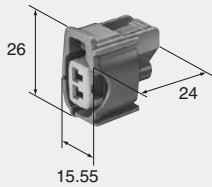
Color 色相	Gray 灰
-------------	-----------

2way**P5****F (6189-0573)**

Ref: Wire seal No. ワイヤシール参照頁	B-10 (For P5)
---------------------------------	---------------

Ref: Dummy plug No. ダミー栓参照頁	B-11 (For P5)
--------------------------------	---------------

Color 色相	Gray 灰
-------------	-----------

2way**P5****F (6189-0611)**

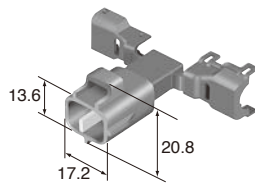

Ref: Wire seal No. ワイヤシール参照頁	B-10 (For P5)
---------------------------------	---------------

Ref: Dummy plug No. ダミー栓参照頁	B-11 (For P5)
--------------------------------	---------------

Color 色相	Gray 灰
-------------	-----------

2way

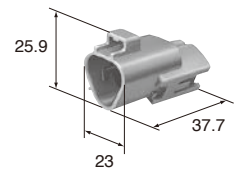
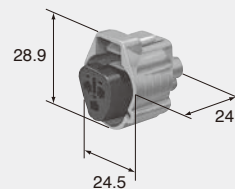
Color 色相	Gray 灰
-------------	-----------

**M (6188-0470)****F (6189-0682)**

Color 色相	Gray 灰
-------------	-----------

3way (T Type)

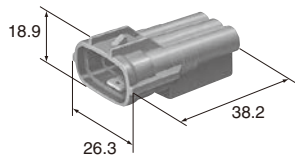
Color 色相	Gray 灰
-------------	-----------

**M (6188-0099)****F (6189-0179)**


Color 色相	Gray 灰
-------------	-----------

3way (E Type)

Color 色相 Gray 灰




M (6188-0282) F (6189-0443)




Color 色相 Gray 灰

4way

Color 色相 Black 黒



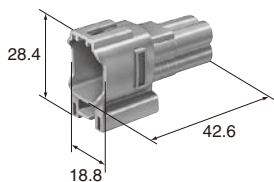
M (6188-0517) F (6189-0581)




Color 色相 Black 黒

4way

Color 色相 Gray 灰




M (6188-0141) F (6189-0381)



Color 色相 Gray 灰

4way


F (6189-0694)



Color 色相 Black 黒

4way

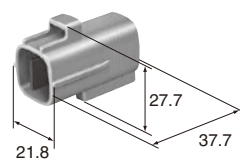
F (6189-7398)




Material 材質 PA6T
Color 色相 Black 黒

4way

Color 色相 Gray 灰



M (6188-0066) F (6189-0126)



Color 色相 Gray 灰

4way

Color 色相 Gray 灰





Plate thickness range for clamp:
t=0.7~2.2

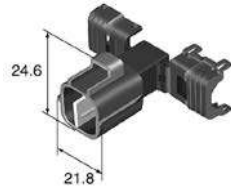
M (6188-0217) F (6189-0372)



Color 色相 Gray 灰


4way

Color 色相 Gray 灰



M (6188-0472)


F (6189-0685)



Color 色相 Gray 灰

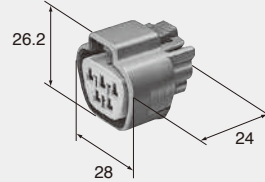
5way

Color 色相 Gray 灰



M (6188-0327)


F (6189-0504)



Color 色相 Gray 灰


6way

Color 色相 Gray 灰



M (6188-0173)


F (6189-0319)



Color 色相 Gray 灰

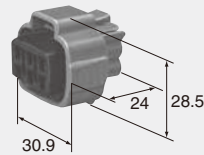
6way

Color 色相 Gray 灰



M (6188-0175)

F (6189-0323)



Color 色相 Gray 灰

6way

Color 色相 Gray 灰





Plate thickness range for clamp:
t=0.7~2.2

M (6188-0209)

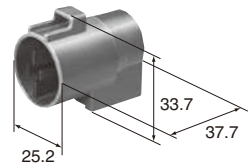
F (6189-0368)



Color 色相 Gray 灰


7way

Color 色相 Gray 灰



M (6188-0067)

F (6189-0127)



Color 色相 Gray 灰

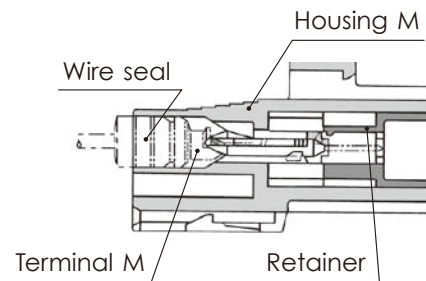
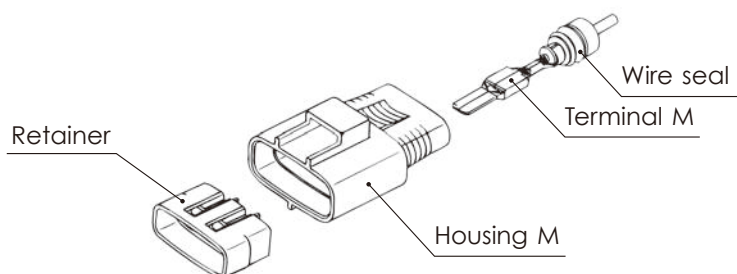
TS SEALED SERIES for STANDARD

4.8mm (187)

Structure / 構造

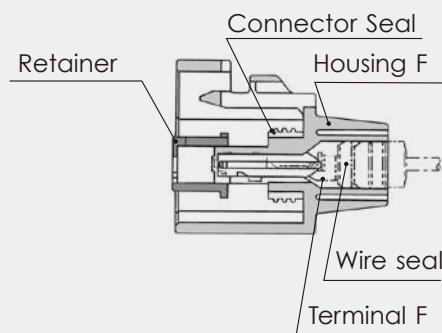
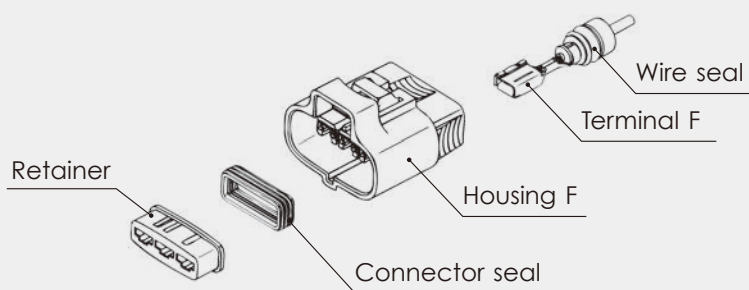
B-19

TS SEALED SERIES



Connector M

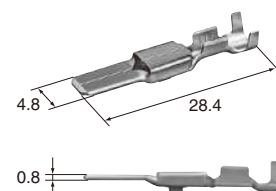
Connector F



4.8mm (187)


(S)

Cable size (mm ²) 適用電線サイズ	0.3~0.5
Material 材質	Brass 黄銅
Surface treatment 表面処理	Tin-plated Snメッキ



M (8100-0463)

F (8100-0466)

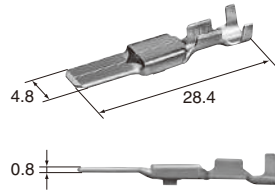


Cable size (mm ²) 適用電線サイズ	0.3~0.5
Material 材質	Brass 黄銅
Surface treatment 表面処理	Tin-plated Snメッキ

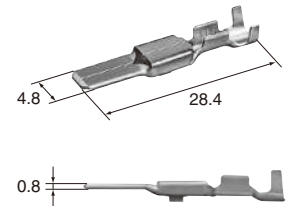
Terminal (UNIT : mm)

(M)

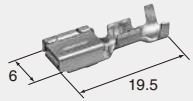
Cable size (mm ²) 適用電線サイズ	0.5~1.25
Material 材質	Brass 黄銅
Surface treatment 表面処理	Tin-plated Snメッキ

**(L)**

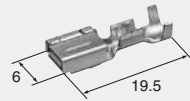
Cable size (mm ²) 適用電線サイズ	2.0~3.0
Material 材質	Brass 黄銅
Surface treatment 表面処理	Tin-plated Snメッキ



B-20

M (8100-0464)**F (8100-0467)**

Cable size (mm ²) 適用電線サイズ	0.5~1.25
Material 材質	Brass 黄銅
Surface treatment 表面処理	Tin-plated Snメッキ

F (8100-0468)

Cable size (mm ²) 適用電線サイズ	2.0~3.0
Material 材質	Heat-resistant copper alloy
Surface treatment 表面処理	Tin-plated Snメッキ

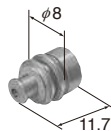
4.8mm (187)**Wire seals (UNIT : mm)**

The wire seals are common to M and F.

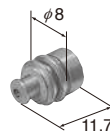
ワイヤシールはM、F共用です。

(S)**(7165-0346)**

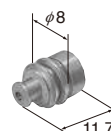
Cable size (mm ²) 適用電線サイズ	(AVS/0.3) (AVSS/0.3~0.85) (AVSSX•AESSX/0.5~0.75) (CAVUS/0.85~1.25)
Cable overall diameter (mm) 電線仕上り外径	1.4~2.0
Material 材質	Silicon シリコン
Color 色相	Dark Brown 濃茶

**(M)****(7165-0347)**

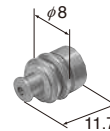
Cable size (mm ²) 適用電線サイズ	(AV/0.5~1.25) (AVX•AEX/0.5~1.25) (AVS/0.5~1.25) (AVSS/1.25~2.0) (AVSSX•AESSX/1.25~2.0)
Cable overall diameter (mm) 電線仕上り外径	2.0~2.9
Material 材質	Silicon シリコン
Color 色相	Dark Green 濃緑

**(L)****(7165-0348)**

Cable size (mm ²) 適用電線サイズ	(AV/2.0) (AVX•AEX/2.0) (AVS/2.0)
Cable overall diameter (mm) 電線仕上り外径	2.9~3.5
Material 材質	Silicon シリコン
Color 色相	Dark Gray 濃灰

**(LL)****(7165-0356)**

Cable size (mm ²) 適用電線サイズ	(AV/3.0) (AVX•AEX/3.0) (AVS/3.0)
Cable overall diameter (mm) 電線仕上り外径	3.5~4.1
Material 材質	Silicon シリコン
Color 色相	Dark Blue 紺



4.8mm (187)

Dummy plugs (UNIT: mm)

- Dummy plugs are common to M and F.
- Dummy plugs are used to blind unused terminal holes.
- ダミー栓はM、F共用です。
- 不必要なターミナル穴を塞ぐために、ダミー栓を使用します。

4.8mm (187)

Housing (UNIT: mm)

Ref: Terminal part No. B-19
ターミナル参照頁

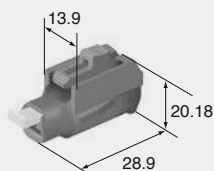
Ref: wire seal No. B-20
ワイヤシール参照頁

Ref: Dummy plug No. B-21
ダミー栓参照頁

Material PBT
材質

1way

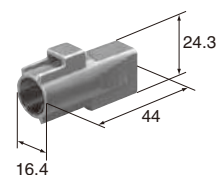
F (6189-0413)



Color Black
色相


1way

Color Gray
色相



M (6188-0083)

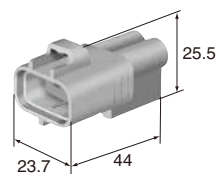
F (6189-0145)



Color Gray
色相

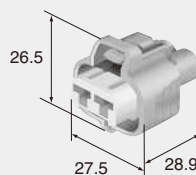
2way

Color Gray
色相



M (6188-0259)

F (6189-0425)

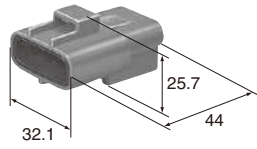


Color Gray
色相

Color Gray
色相

3way


Color Gray
色 相 灰



B-22

M (6188-0129)

F (6189-0165)

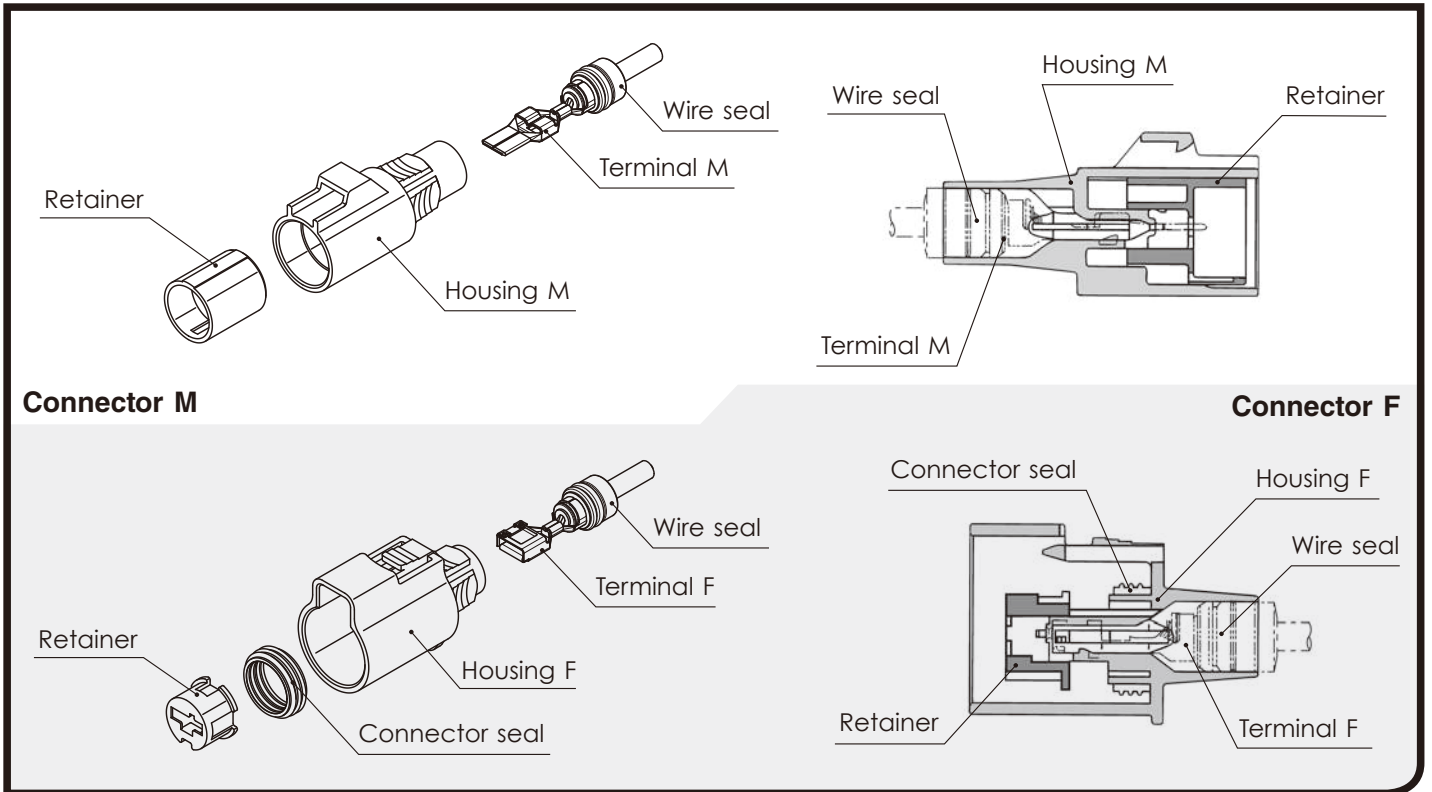


Color Gray
色 相 灰

TS SEALED SERIES for STANDARD

8.0mm (312)

Structure / 構造



B-23

TS SEALED SERIES

8.0mm (312)

(S)

Cable size (mm²) 0.5~1.25

適用電線サイズ 0.5~1.25

Cable overall diameter (mm) 2.0~2.7

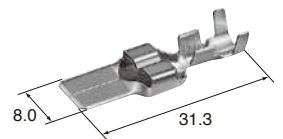
電線仕上りサイズ 2.0~2.7

Material Brass

材質 黄銅

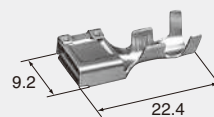
Surface treatment Tin-plated

表面処理 Snメッキ



M (8100-0506)

F (8100-0451)



Cable size (mm²) 0.5~1.25

適用電線サイズ 0.5~1.25

Cable overall diameter (mm) 2.0~2.7

電線仕上りサイズ 2.0~2.7

Material Brass

材質 黄銅

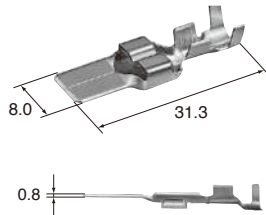
Surface treatment Tin-plated

表面処理 Snメッキ

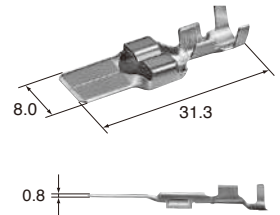
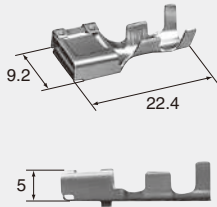
Terminal (UNIT : mm)

(M)Cable size (mm²) 2.0~3.0

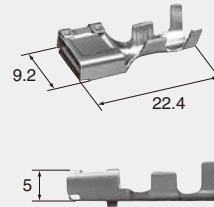
適用電線サイズ

Cable overall diameter (mm) 2.6~4.1
電線仕上りサイズMaterial Brass
材質 黄銅Surface treatment Tin-plated
表面処理 Snメッキ**(L)**Cable size (mm²) 5.0~8.0

適用電線サイズ

Cable overall diameter (mm) 4.4~5.8
電線仕上りサイズMaterial Brass
材質 黄銅Surface treatment Tin-plated
表面処理 Snメッキ**M (8100-0507)**Cable size (mm²) 2.0~3.0

適用電線サイズ

Cable overall diameter (mm) 2.6~4.1
電線仕上りサイズMaterial Brass
材質 黄銅Surface treatment Tin-plated
表面処理 Snメッキ**F (8100-0452)****M (8100-0508)**Cable size (mm²) 5.0~8.0

適用電線サイズ

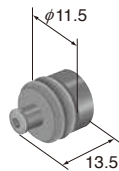
Cable overall diameter (mm) 4.4~5.8
電線仕上りサイズMaterial Heat-resistant
材質 copper alloySurface treatment Tin-plated
表面処理 Snメッキ**F (8100-2980)****8.0mm (312)****Wire seals (UNIT: mm)**

The wire seals are common to M and F.

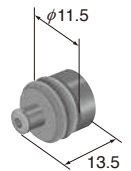
ワイヤシールはM、F共用です。

(SS)**(7165-0683)**Cable size (mm²) (AVS·AVX/0.5~1.25)

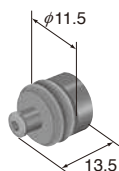
適用電線サイズ

Cable overall diameter (mm) Over 2.0 mm less than 2.9 mm
電線仕上り外径 2.0 mmを越え2.9 mm以下Material Silicon
材質 シリコンColor Dark Brown
色 相 濃茶**(S)****(7165-0400)**Cable size (mm²) (AV/3.0) (AVX·AEX/3.0) (AVS/3.0)

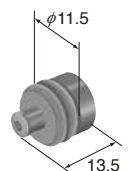
適用電線サイズ

Cable overall diameter (mm) 3.6~4.1
電線仕上り外径Material Silicon
材質 シリコンColor Dark Gray
色 相 濃灰**(M)****(7165-0392)**Cable size (mm²) (AV/5.0) (AVX·AEX/5.0) (AVS/5.0)

適用電線サイズ

Cable overall diameter (mm) 4.4~4.9
電線仕上り外径Material Silicon
材質 シリコンColor Dark Blue
色 相 紺**(L)****(7165-0393)**Cable size (mm²) (AV/8.0) (AVX·AEX/8.0) (AVS/8.0)

適用電線サイズ

Cable overall diameter (mm) 5.3~5.8
電線仕上り外径Material Silicon
材質 シリコンColor Black
色 相 黒

8.0mm (312)

Dummy plugs (UNIT: mm)

- Dummy plugs are common to M and F.
- Dummy plugs are used to blind unused terminal holes.
- ダミー栓はM、F共用です。
- 不必要なターミナル穴を塞ぐために、ダミー栓を使用します。

8.0mm (312)

Housing (UNIT: mm)

Ref: Terminal part No. B-23
ターミナル参照頁


Ref: wire seal No. B-24
ワイヤシール参照頁

Ref: Dummy plug No. B-25
ダミー栓参照頁

Material PBT
材質

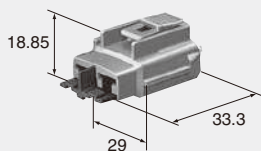
2way

Color Gray
色相 灰



M (6188-0096)


F (6189-0172)



Color Gray
色相 灰


1way

Color Gray
色相 灰



M (6188-0049)


F (6189-0101)



Color Gray
色相 灰

2way

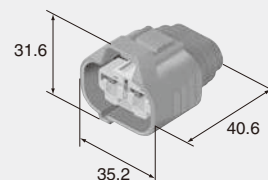
F (6189-0856)



Color Gray
色相 灰

2way

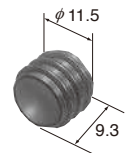
F (6189-6953)



Color Gray
色相 灰


(7165-0180)

Material NBR
材質
Color Gray
色相 灰




2way

Color Gray
色相 灰



M (6188-5295)

F (6189-7256)



Color Gray
色相 灰

0.64mm, 2.3mm
(025, 090)

Housing (UNIT : mm)

Ref: Terminal part No. ターミナル参照頁	[0.64mm] [2.3mm]	B-03 B-13
Ref: wire seal No. ワイヤシール参照頁	[0.64mm] [2.3mm]	B-04 B-14
Ref: Dummy plug No. ダミー栓参照頁	[0.64mm] [2.3mm]	B-04 B-15


Material PBT
材質

No. of way/ () corresponds to 0.64mm, 2.3mm, in order from left to right.
極数 / () 内表示 : 左から0.64mm 極数、2.3mm 極数

TS SEALED SERIES
for HYBRID

10way (6+4)

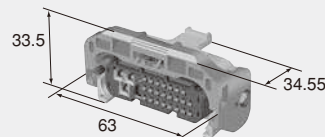
F (6189-7691)



Color Black
色相 黒

13way (10+3)


F (6189-7077)



Color Gray
色相 灰

26way (23+3)

F (6189-6934)



Color Black
色相 黒

0.64mm, 4.8mm
(025, 187)

Housing (UNIT : mm)

Ref: Terminal part No. [0.64mm] B-03
ターミナル参照頁 [4.8mm] B-19

Ref: wire seal No. [0.64mm] B-04
ワイヤシール参照頁 [4.8mm] B-20


Ref: Dummy plug No. [0.64mm] B-04
ダミー栓参照頁 [4.8mm] B-21

Material PBT
材質

No. of way () corresponds to 0.64mm, 4.8mm, in order from left to right.
極数 / () 内表示 : 左から0.64mm 極数、4.8mm 極数

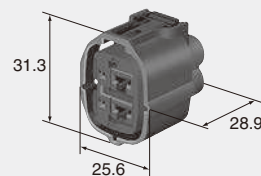
4way (2+2)

Color Black
色相 黒



M (6188-5103)

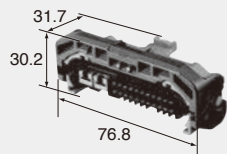
F (6189-1048)



Color Black
色相 黒

24way (22+2)


F (6189-7426)



Color Gray
色相 灰

34way (30+4)


F (6189-6978)



Color Black
色相 黒

34way (30+4)


F (6189-6979)



Color Gray
色相 灰

34way (30+4)


F (6189-6980)



Color Black
色相 黒

34way (30+4)

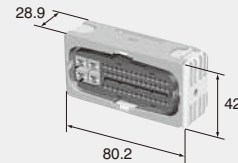
F (6189-6981)



Color Gray
色相 灰

40way (36+4)


F (6189-1160)



Color Gray
色相 灰

46way (42+4)

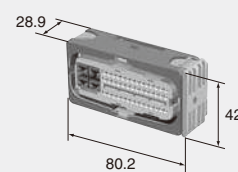
F (6189-1136)



Color Black
色相 黒

46way (42+4)

F (6189-6894)



Color Black
色相 黒

0.64mm, 2.3mm, 4.8mm
(025, 090, 187)

Housing (UNIT : mm)

Ref: Terminal part No. ターミナル参照頁	[0.64mm] [2.3mm] [4.8mm]	B-03 B-13 B-19
Ref: wire seal No. ワイヤシール参照頁	[0.64mm] [2.3mm] [4.8mm]	B-04 B-14 B-20
Ref: Dummy plug No. ダミー栓参照頁	[0.64mm] [2.3mm] [4.8mm]	B-04 B-15 B-21


Material
材質 PBT

No. of way/ () corresponds to 0.64mm, 2.3mm, 4.8mm in order from left to right.
極数 / () 内表示: 左から0.64mm 極数、2.3mm 極数 4.8mm 極数

B-28

42way (36+2+4)

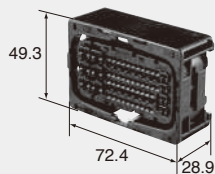
F (6189-7094)



Color
色 相 Black
黒

52way (42+4+6)

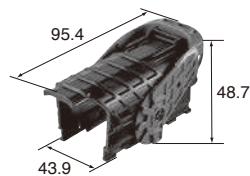
F (6189-7809)



Color
色 相 Black
黒

Lever Assy

(6911-5948)



Color
色 相 Black
黒

2.3mm, 4.8mm (090, 187)

Housing (UNIT : mm)

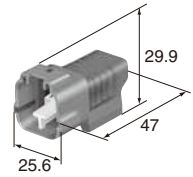
Ref: Terminal part No. ターミナル参照頁	[2.3mm] B-13 [4.8mm] B-19
Ref: wire seal No. ワイヤシール参照頁	[2.3mm] B-14 (For P6) [4.8mm] B-20
Ref: Dummy plug No. ダミー栓参照頁	[2.3mm] B-15 (For P6) [4.8mm] B-21

Material
材質 PBT

No. of way/ () corresponds to 2.3mm, 4.8mm in order from left to right.
極数 / () 内表示 : 左から2.3mm 極数、4.8mm 極数


4way (2+2)

Color
色相 Gray
灰



M (6188-0415)

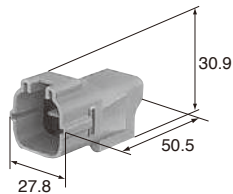
F (6189-0144)



Color
色相 Gray
灰


5way (3+2)

Color
色相 Gray
灰



M (6188-0091)

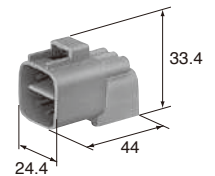
F (6189-0166)



Color
色相 Gray
灰


5way (3+2)

Color
色相 Gray
灰



M (6188-0101)


F (6189-0181)



Color
色相 Gray
灰


6way (4+2)

Color
色相 Gray
灰



M (6188-0187)


F (6189-0143)



Color
色相 Gray
灰

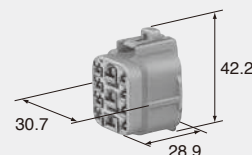
11way (8+3)

Color
色相 Gray
灰



M (6188-0221)

F (6189-0376)



Color
色相 Gray
灰

4.8mm, 8.0mm
(187, 312)

Housing (UNIT : mm)

Ref: Terminal part No. [4.8mm] B-19
ターミナル参照頁 [8.0mm] B-23

Ref: wire seal No. [4.8mm] B-20
ワイヤシール参照頁 [8.0mm] B-24

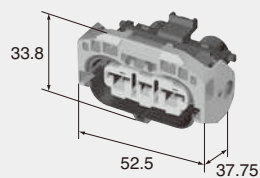
Ref: Dummy plug No. [4.8mm] B-21
ダミー栓参照頁 [8.0mm] B-25

Material PBT
材質

No. of way/ () corresponds to 4.8mm, 8.0mm in order from left to right.
極数 / () 内表示 : 左から4.8mm 極数、8.0mm 極数

3way (1+2)


F (6189-7156)



Color
色相

Black
黒

HE SERIES



Features

The HE connector series is the highly reliable improved version of the conventional HD series, with a mechanism that minimizes the possibility of terminal back out and semi-engagement of connectors.

This series consists of 0.64mm, 1.0mm, 2.3mm, 4.8mm and 9.5mm types (0.64mm, 1.0mm, 2.3mm, 4.8mm and 8.0mm types for the hybrid model) classified according to terminal size, supporting use in a variety of control circuits and low power circuits.

- An incompletely inserted terminal is automatically adjusted to the correct position by setting a retainer.
- Retainers are pre-mounted on the connector housing, and are structured to enable setting by the same simple operation regardless of the number of ways, improving operability.
- An extra clip can be attached to the connector housing to secure it to the car body, and multiple connectors can be joined.
- PCB models are also available for connection to printed circuit boards.
- RoHS/ELV Compliant

特長

HEシリーズは、従来のHDシリーズを改良し、信頼性を向上させたコネクタです。ターミナル抜けやコネクタの半嵌合が起きにくい機構を備えています。

ターミナルサイズにより0.64mm・1.0mm・2.3mm・4.8mm・9.5mm(ハイブリッドは0.64mm・1.0mm・2.3mm・4.8mm・8.0mm)で構成されており、各種の制御回路並びに低パワー回路に対応することができます。

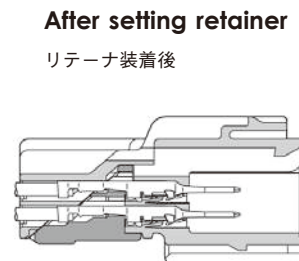
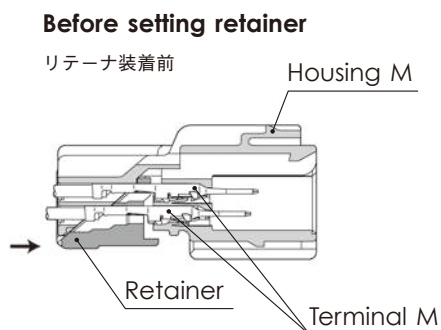
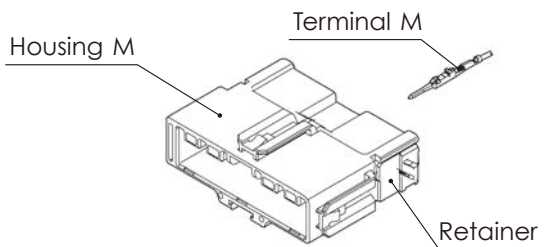
- 挿入不足のターミナルは、リテーナをセットすることにより正規の位置に固定されます。
- リテーナは、コネクタハウジングに予め組み付けられており、また極数に関係なく簡単な同一作業でセットすることができる構造になっているので、作業性が向上します。
- コネクタハウジングにはボデーに固定するためのクランプ(クリップ)を装着することができ、更にコネクタ同士の連結が可能です。
- プリント基板との接続に適したPCBタイプも設定しました。
- RoHS/ELV 対応

HE SERIES for STANDARD

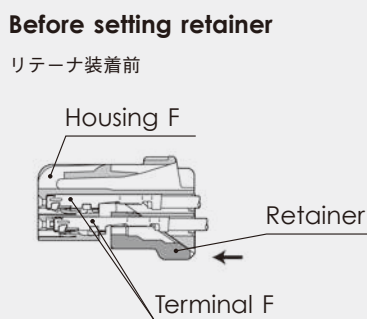
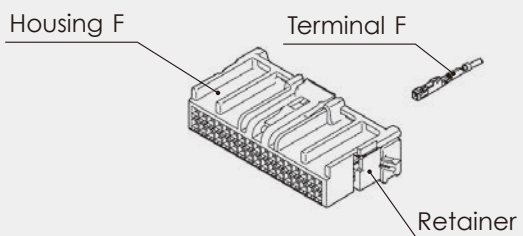
0.64mm (025)

Structure / 構造

C-02



Connector M



Connector F

0.64mm (025)

Terminal (UNIT : mm)

(S)Cable size (mm²) 0.22~0.35

適用電線サイズ

Cable overall diameter (mm) 0.95~1.4

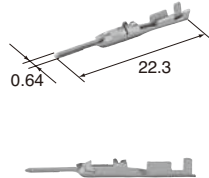

電線仕上り外径

Material Brass

材質 黄銅

Surface treatment Tin-plated

表面処理 Snメッキ

**M (8100-4028)**Cable size (mm²) 0.22~0.35

適用電線サイズ

Cable overall diameter (mm) 0.95~1.4

電線仕上り外径

Material Heat-resistant copper alloy

材質

Surface treatment Tin-plated

表面処理 Snメッキ

**F (8100-4029)****(M)**Cable size (mm²) 0.5~0.75

適用電線サイズ

Cable overall diameter (mm) 1.25~1.6

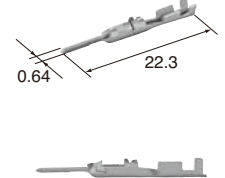
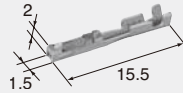
電線仕上り外径

Material Brass

材質 黄銅

Surface treatment Tin-plated

表面処理 Snメッキ

**M (8100-4027)**Cable size (mm²) 0.5~0.75

適用電線サイズ

Cable overall diameter (mm) 1.25~1.6


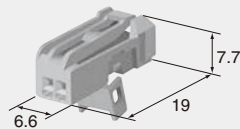
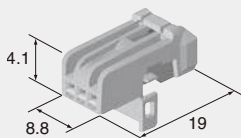


電線仕上り外径

Material Heat-resistant copper alloy

材質

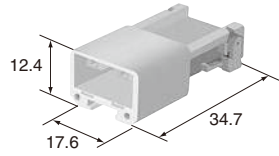
Surface treatment Tin-plated

表面処理 Snメッキ

**F (8100-4030)****0.64mm (025)****Housing** (UNIT : mm)Ref: Terminal part No. C-02
ターミナル参照頁Material PBT
材質**2way**Color Natural
色相 自然色**M (6098-5070)****F (6098-5071)**Color Natural
色相 自然色**3way****F (6098-5833)**Color Natural
色相 自然色**4way**Color Natural
色相 自然色**M (6098-4944)****F (6098-4978)**Color Natural
色相 自然色

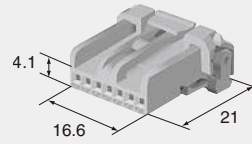
6way

Color
色 相 Natural
自然色



7way

F (6098-5000)

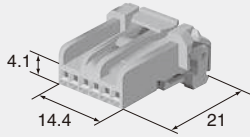


Color
色 相 Natural
自然色

C-04

M (6098-4943)

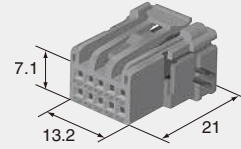
F (6098-4979)



Color
色 相 Natural
自然色

10way

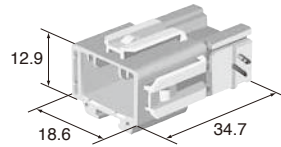
F (6098-4982)



Color
色 相 Green
緑

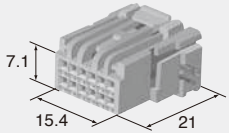
12way

Color
色 相 Natural
自然色



M (6098-4675)

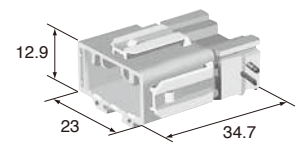
F (6098-4640)



Color
色 相 Natural
自然色

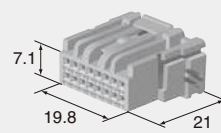
16way

Color
色 相 Natural
自然色



M (6098-4333)


F (6098-4339)



Color
色 相 Natural
自然色

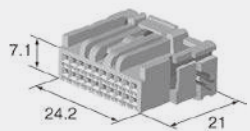
20way

Color
色 相 Natural
自然色



M (6098-4589)

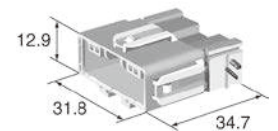
F (6098-4595)



Color
色 相 Natural
自然色

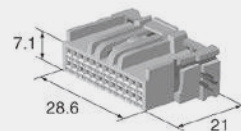
24way

Color
色 相 Natural
自然色



M (6098-4588)

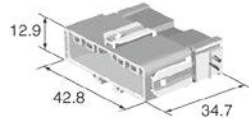
F (6098-4594)



Color
色 相 Natural
自然色

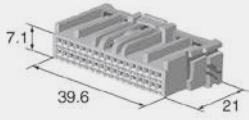
34way

Color Natural
色 相 自然色



M (6098-4590)

F (6098-4596)



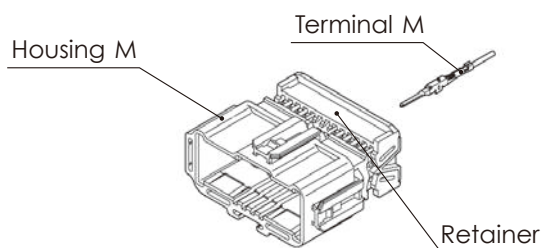
Color Natural
色 相 自然色

HE SERIES for STANDARD

1.0mm (040)

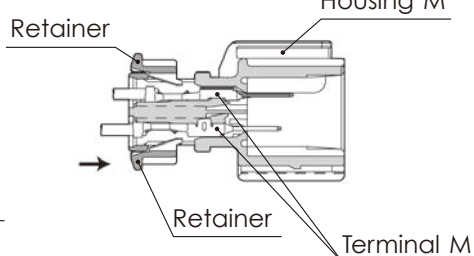
Structure / 構造

C-06



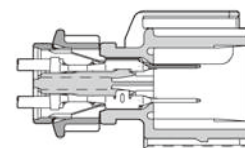
Before setting retainer

リテーナ装着前

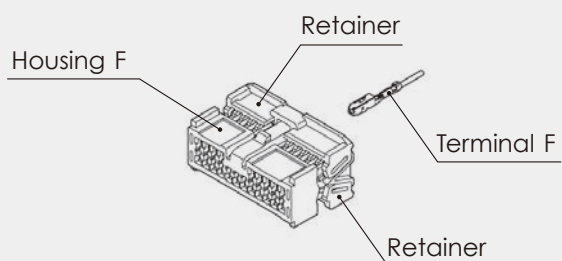


After setting retainer

リテーナ装着後

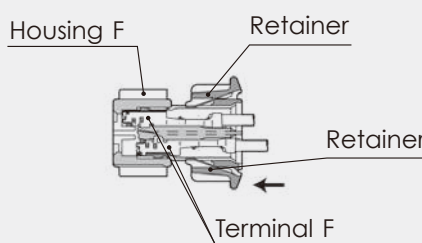


Connector M



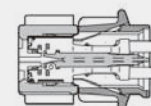
Before setting retainer

リテーナ装着前





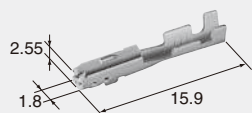
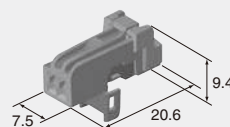


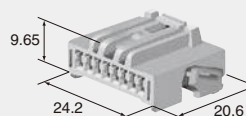
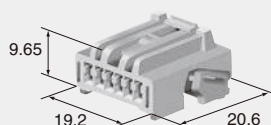
After setting retainer

リテーナ装着後



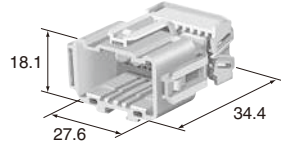
1.0mm (040)

Terminal (UNIT : mm)

(SS)Cable size (mm²) 0.22~0.35
適用電線サイズCable overall diameter(mm) 0.95~1.1
電線仕上り外径Material Brass
材質 黄銅Surface treatment Tin-plated
表面処理 Snメッキ**(S)**Cable size (mm²) 0.3~0.85
適用電線サイズCable overall diameter(mm) 1.4~1.8
電線仕上り外径Material Brass
材質 黄銅Surface treatment Tin-plated
表面処理 Snメッキ**M (8100-4307)****F (8100-4308)**Cable size (mm²) 0.22~0.35
適用電線サイズCable overall diameter(mm) 0.95~1.1
電線仕上り外径Material Heat-resistant
材質 copper alloySurface treatment Tin-plated
表面処理 Snメッキ**M (8100-2972)****F (8100-2971)**Cable size (mm²) 0.3~0.85
適用電線サイズCable overall diameter(mm) 1.4~1.8
電線仕上り外径Material Heat-resistant
材質 copper alloySurface treatment Tin-plated
表面処理 Snメッキ**1.0mm (040)****2way****F (6098-5888)**Color Light Gray
色相 淡灰**Housing** (UNIT : mm)Ref: Terminal part No. C-06
ターミナル参照頁Material PBT
材質**5way****F (6098-2779)**Color Natural
色相 自然色**6way**Color Natural
色相 自然色**8way****F (6098-2782)**Color Natural
色相 自然色**M (6098-2780)****F (6098-2781)**Color Natural
色相 自然色

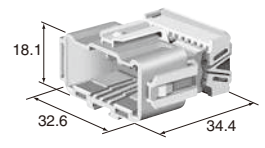
13way

Color Natural
色 相 自然色



17way

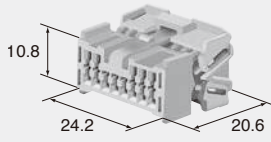
Color Natural
色 相 自然色



C-08

M (6098-2788)

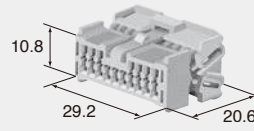
F (6098-2784)



Color Natural
色 相 自然色

M (6098-3369)

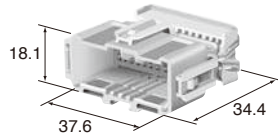
F (6098-2785)



Color Natural
色 相 自然色

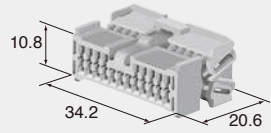
21way

Color Natural
色 相 自然色



M (6098-2789)

F (6098-2764)

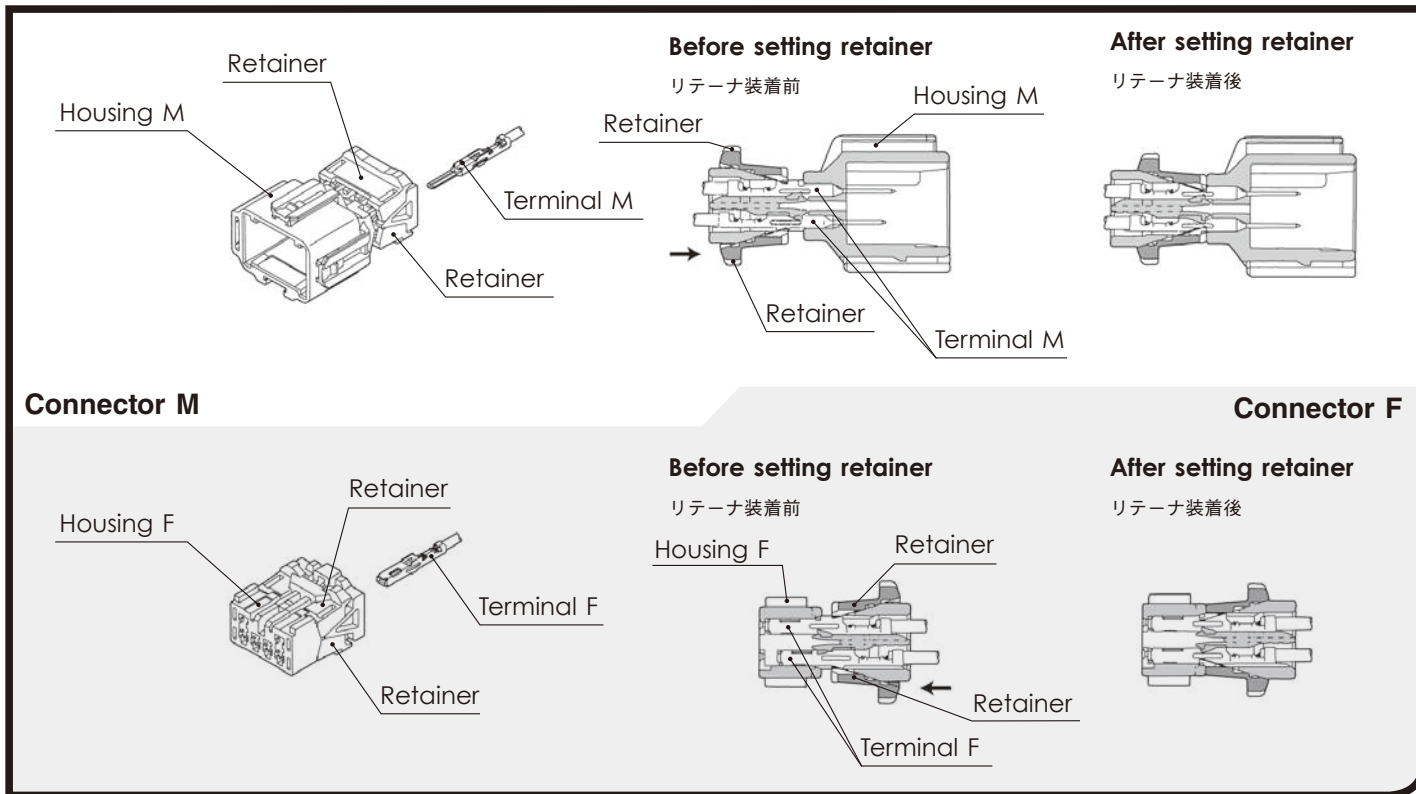


Color Natural
色 相 自然色

HE SERIES for STANDARD

2.3mm (090)

Structure / 構造



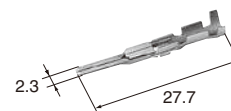
C-09

HE SERIES

2.3mm (090)

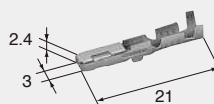
(S)

Cable size (mm ²) 適用電線サイズ	0.3~0.5
Cable overall diameter (mm) 電線仕上り外径	1.4~2.1
Material 材質	Brass 黄銅
Surface treatment 表面処理	Tin-plated Snメッキ



M (8100-1571)

F (8100-1470)



Cable size (mm ²) 適用電線サイズ	0.3~0.5
Cable overall diameter (mm) 電線仕上り外径	1.4~2.1
Material 材質	Brass 黄銅
Surface treatment 表面処理	Tin-plated Snメッキ

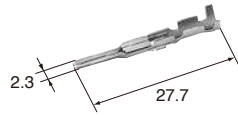
Terminal (UNIT : mm)

(M)Cable size (mm²) 適用電線サイズ 0.5~1.25

Cable overall diameter(mm) 電線仕上り外径 2.0~2.9

Material 材質 Brass 黄銅

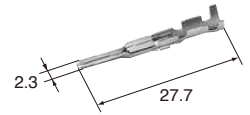
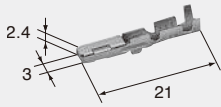
Surface treatment 表面処理 Tin-plated Snメッキ

**(L)**Cable size (mm²) 適用電線サイズ 2.0

Cable overall diameter(mm) 電線仕上り外径 2.6~3.1

Material 材質 Brass 黄銅

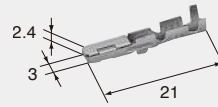
Surface treatment 表面処理 Tin-plated Snメッキ

**C-10****M (8100-1573)****F (8100-1472)**Cable size (mm²) 適用電線サイズ 0.5~1.25

Cable overall diameter(mm) 電線仕上り外径 2.0~2.9

Material 材質 Brass 黄銅

Surface treatment 表面処理 Tin-plated Snメッキ

M (8100-1572)**F (8100-1471)**Cable size (mm²) 適用電線サイズ 2.0

Cable overall diameter(mm) 電線仕上り外径 2.6~3.1

Material 材質 Heat-resistant copper alloy

Surface treatment 表面処理 Tin-plated Snメッキ

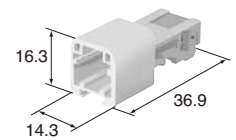
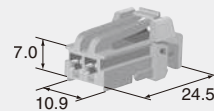
2.3mm (090)**Housing** (UNIT : mm)

Ref: Terminal part No. ターミナル参照頁 C-09

Material 材質 PBT

2way

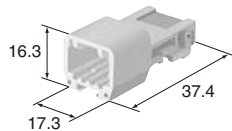

Color 色相 Natural 自然色

**M (6098-4901)****F (6098-4069)**

Color 色相 Natural 自然色

3way

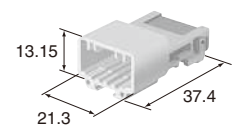
Color 色相 Natural 自然色

**M (6098-5049)****F (6098-4071)**

Color 色相 Natural 自然色

4way


Color 色相 Natural 自然色

**M (6098-4902)****F (6098-4073)**

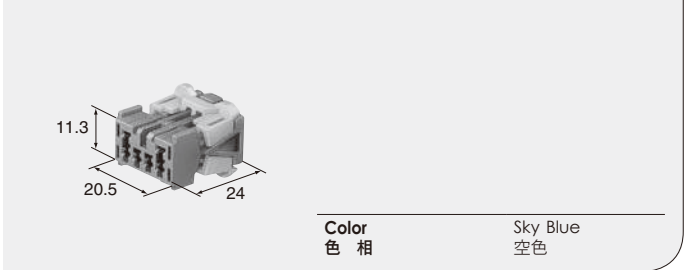
Color 色相 Natural 自然色

6way

Color 色相 Sky Blue 空色




M (6098-1373) **F (6098-1377)**



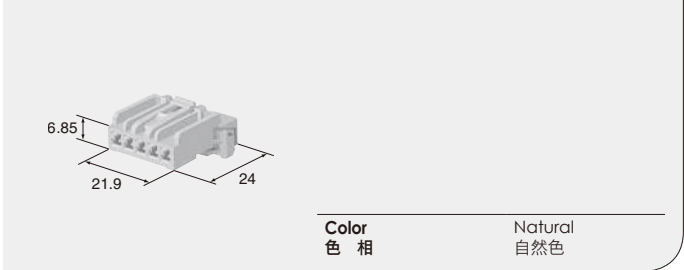
Color 色相 Sky Blue 空色

5way

Color 色相 Natural 自然色



M (6098-4664) **F (6098-4669)**

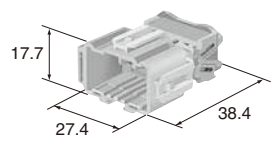


Color 色相 Natural 自然色

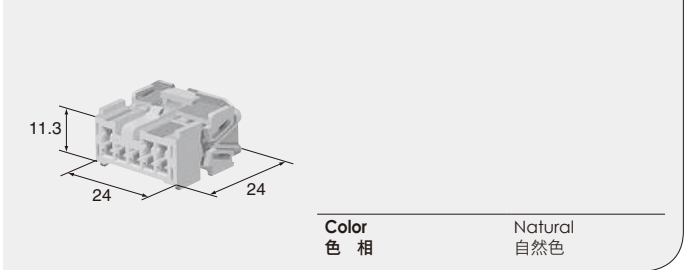
C-11
HE SERIES

8way

Color 色相 Natural 自然色



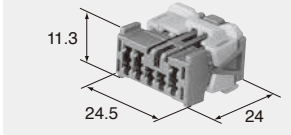
M (6098-4661) **F (6098-4670)**



Color 色相 Natural 自然色

8way

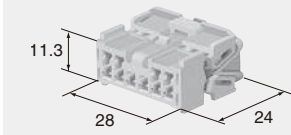
F (6098-1378)



Color 色相 Green 緑

10way

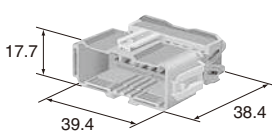
F (6240-5378)



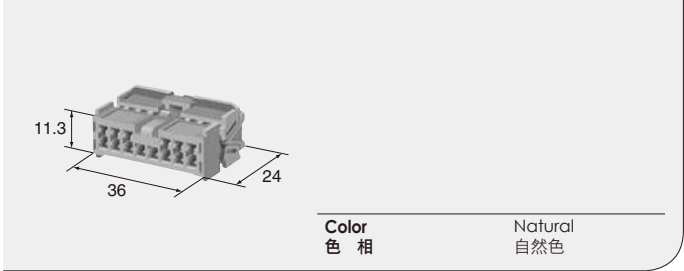
Color 色相 Natural 自然色

14way

Color 色相 Natural 自然色



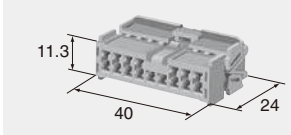
M (6098-4662) **F (6098-4050)**



Color 色相 Natural 自然色

16way


F (6098-3563)



Color 色相 Natural 自然色

20way

F (6098-1380)



Color 色相 Green 緑

HE SERIES for STANDARD

4.8mm (187)

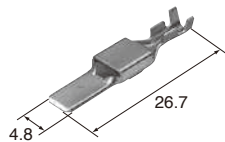
C-12

4.8mm (187)

Terminal (UNIT : mm)

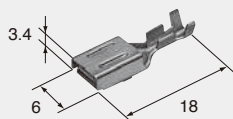
(M)

Cable size (mm ²) 適用電線サイズ	0.5~1.25
Cable overall diameter (mm) 電線仕上り外径	1.6~2.9
Material 材質	Brass 黄銅
Surface treatment 表面処理	Tin-plated Snメッキ



M (8100-0664)

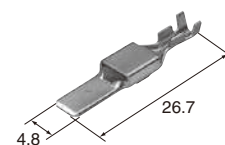
F (8100-0606)



Cable size (mm ²) 適用電線サイズ	0.5~1.25
Cable overall diameter (mm) 電線仕上り外径	1.6~2.9
Material 材質	Heat-resistant copper alloy
Surface treatment 表面処理	Tin-plated Snメッキ


(S)

Cable size (mm ²) 適用電線サイズ	0.3
Cable overall diameter (mm) 電線仕上り外径	1.4~1.9
Material 材質	Brass 黄銅
Surface treatment 表面処理	Tin-plated Snメッキ



M (8100-1506)

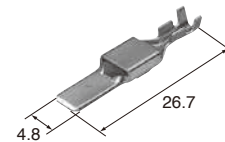
F (8100-1507)



Cable size (mm ²) 適用電線サイズ	0.3
Cable overall diameter (mm) 電線仕上り外径	1.4~1.9
Material 材質	Heat-resistant copper alloy
Surface treatment 表面処理	Tin-plated Snメッキ

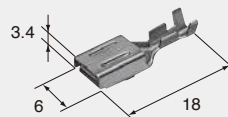
(L)

Cable size (mm ²) 適用電線サイズ	2.0~3.0
Cable overall diameter (mm) 電線仕上り外径	2.6~3.8
Material 材質	Brass 黄銅
Surface treatment 表面処理	Tin-plated Snメッキ



M (1500-0166)

F (8100-0782)



Cable size (mm ²) 適用電線サイズ	2.0~3.0
Cable overall diameter (mm) 電線仕上り外径	2.6~3.8
Material 材質	Heat-resistant copper alloy
Surface treatment 表面処理	Tin-plated Snメッキ

4.8mm (187)

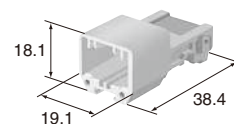
Housing (UNIT : mm)

Ref: Terminal part No. C-13
ターミナル参照頁

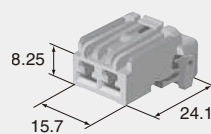
Material PBT
材質

2way

Color Natural
色相 自然色



M (6098-5120)

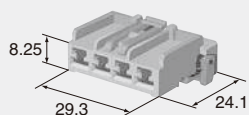


F (6098-5119)

Color Natural
色相 自然色

4way

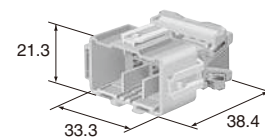
F (6098-4971)



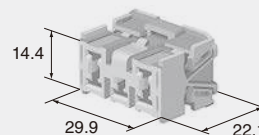
Color Natural
色相 自然色

5way

Color Natural
色相 自然色



M (6098-4663)



F (6098-4667)

Color Natural
色相 自然色

C-13

HE SERIES

HE SERIES for STANDARD

9.5mm (375)

C-14

9.5mm (375)

Terminal (UNIT : mm)

9.5mm (375)

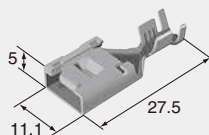
Housing (UNIT : mm)

Ref: Terminal part No. C-15
ターミナル参照頁

Material PBT
材質

(S)

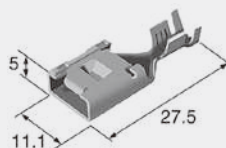
F (8240-0152)



Cable size (mm ²) 適用電線サイズ	2.0~3.0
Cable overall diameter (mm) 電線仕上り外径	2.6~4.1
Material 材質	Copper alloy 銅合金
Surface treatment 表面処理	Tin-plated Snメッキ

(M)

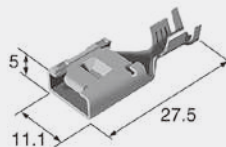
F (8240-0153)



Cable size (mm ²) 適用電線サイズ	5.0~8.0
Cable overall diameter (mm) 電線仕上り外径	4.4~5.8
Material 材質	Heat-resistant copper alloy
Surface treatment 表面処理	Tin-plated Snメッキ

(L)

F (8240-0154)

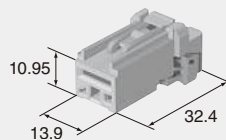


Cable size (mm ²) 適用電線サイズ	10.0
Cable overall diameter (mm) 電線仕上り外径	6.5~6.9
Material 材質	Heat-resistant copper alloy
Surface treatment 表面処理	Tin-plated Snメッキ

1way

rib A

F (6098-4973)

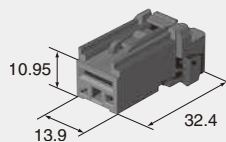


Color 色相	Natural 自然色
-------------	----------------

1way

rib B

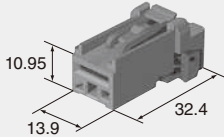
F (6098-4974)



Color 色相	Black 黒
-------------	------------

1way **rib C**

F (6098-4975)

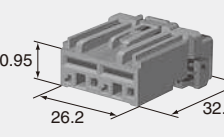


10.95
13.9 32.4

Color Dark Green
色相 濃緑

2way

F (6098-4977)



10.95
26.2 32.4

Color Green
色相 緑

HE SERIES for HYBRID

0.64mm, 2.3mm
(025, 090)

Housing (UNIT : mm)

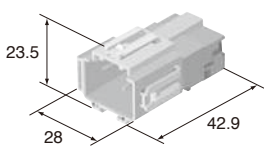
Ref: Terminal part No. [0.64mm] C-02
ターミナル参照頁 [2.3mm] C-09

Material PBT
材質

No. of way/ () corresponds to 0.64mm, 2.3mm, in order from left to right.
極数 / () 内表示 : 左から0.64mm 極数、2.3mm 極数

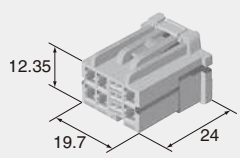
12way (6+6)

Color Natural
色 相 自然色



M (6098-6161)

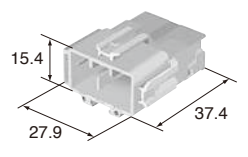
F (6098-6162)



Color Natural
色 相 自然色

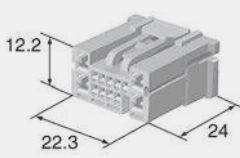
13way (9+4)

Color Natural
色 相 自然色



M (6098-5180)

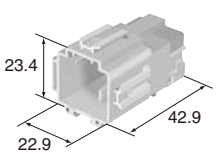
F (6098-6562)



Color Natural
色 相 自然色

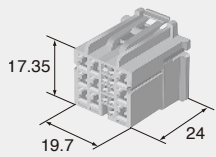
18way (9+9)

Color Natural
色 相 自然色



M (6098-4908)

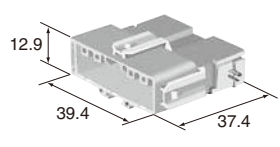
F (6098-6478)



Color Natural
色 相 自然色

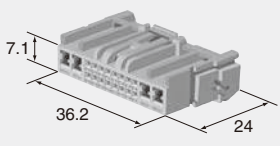
20way (16+4)

Color Natural
色 相 自然色



M (6098-4591)


F (6098-4597)



Color Natural
色 相 自然色

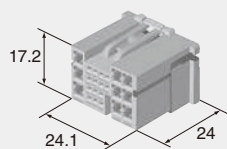
23way (14+9)

Color Natural
色 相 自然色



M (6098-4707)

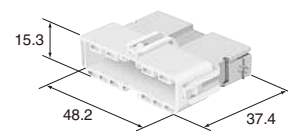
F (6098-6559)



Color Natural
色 相 自然色

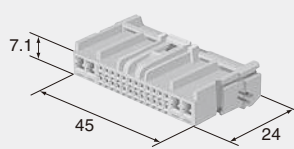
28way (24+4)

Color Natural
色 相 自然色



M (6098-4725)

F (6098-4726)



Color Natural
色 相 自然色

1.0mm, 2.3mm (040, 090)

C-18

Housing (UNIT : mm)

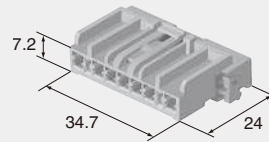
Ref: Terminal part No. [1.0mm] C-06
ターミナル参照頁 [2.3mm] C-09

Material PBT
材質

No. of way/ () corresponds to 1.0mm, 2.3mm, in order from left to right.
極数 / () 内表示 : 左から1.0mm 極数、2.3mm 極数

9way (2+7)

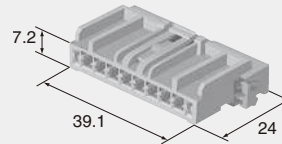
F (6098-4075)



Color Natural
色相 自然色

10way (2+8)

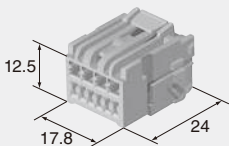
F (6098-4076)



Color Natural
色相 自然色

10way (6+4)

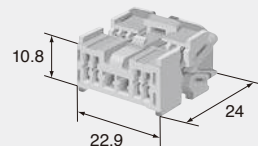
F (6098-4666)



Color Natural
色相 自然色

10way (8+2)

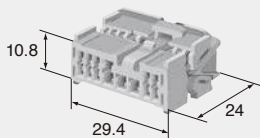
F (6098-3600)



Color Natural
色相 自然色

14way (10+4)

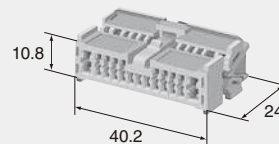
F (6098-3601)



Color Natural
色相 自然色

23way (19+4)


F (6098-3571)



Color Natural
色相 自然色

23way (19+4)

F (6098-4367)



Color Brown
色相 茶

1.0mm, 4.8mm
(040, 187)

Housing (UNIT : mm)

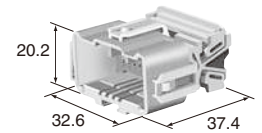
Ref: Terminal part No.	[1.0mm]	C-06
ターミナル参照頁	[4.8mm]	C-13

Material	PBT
材質	

No. of way/ () corresponds to 1.0mm, 4.8mm, in order from left to right.
極数 / () 内表示 : 左から1.0mm 極数、4.8mm 極数

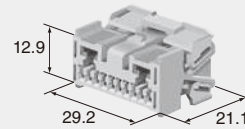
12way (10+2)

Color	Natural
色相	自然色



M (6098-3370)


F (6098-2786)



Color	Natural
色相	自然色

14way (10+4)

F (6098-4017)



Color	Natural
色相	自然色

2.3mm, 4.8mm (090, 187)

C-20

Housing (UNIT : mm)

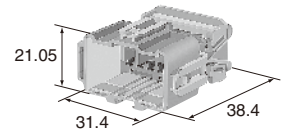
Ref: Terminal part No. [2.3mm] C-09
ターミナル参照頁 [4.8mm] C-13

Material PBT
材質

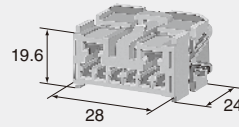
No. of way/ () corresponds to 2.3mm, 4.8mm, in order from left to right.
極数 / () 内表示 : 左から2.3mm 極数、4.8mm 極数

8way (6+2)

Color Natural
色相 自然色



M (6098-5218)

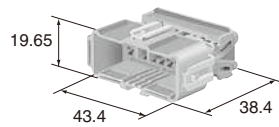


F (6098-5217)


Color Natural
色相 自然色

14way (12+2)

Color Natural
色相 自然色



M (6098-4660)




F (6098-3565)

Color Natural
色相 自然色

16way (14+2)


F (6950-1054)



Color Green
色相 緑

18way (14+4)


F (6950-1055)



Color Green
色相 緑

20way (16+4)

F (6950-1056)



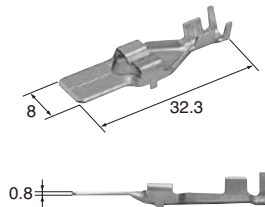
Color Green
色相 緑

8.0mm (312)

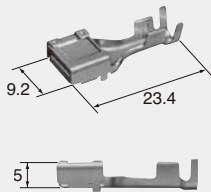
Terminal (UNIT: mm)

(M)

Cable size (mm ²) 適用電線サイズ	2.0~3.0
Cable overall diameter (mm) 電線仕上り外径	2.6~4.1
Material 材質	Brass 黄銅
Surface treatment 表面処理	Tin-plated Snメッキ



M (8100-0521)

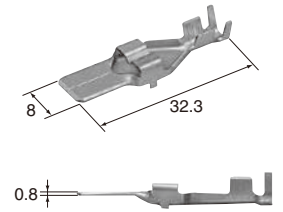


Cable size (mm ²) 適用電線サイズ	2.0~3.0
Cable overall diameter (mm) 電線仕上り外径	2.6~4.1
Material 材質	Brass 黄銅
Surface treatment 表面処理	Tin-plated Snメッキ

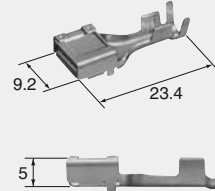
F (8100-0706)

(S)

Cable size (mm ²) 適用電線サイズ	0.5~1.25
Cable overall diameter (mm) 電線仕上り外径	1.6~2.9
Material 材質	Brass 黄銅
Surface treatment 表面処理	Tin-plated Snメッキ



M (8100-0520)

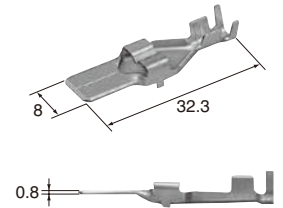


Cable size (mm ²) 適用電線サイズ	0.5~1.25
Cable overall diameter (mm) 電線仕上り外径	1.6~2.9
Material 材質	Brass 黄銅
Surface treatment 表面処理	Tin-plated Snメッキ

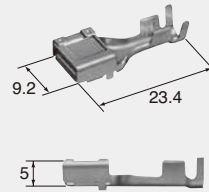
F (8100-0707)

(L)

Cable size (mm ²) 適用電線サイズ	5.0~8.0
Cable overall diameter (mm) 電線仕上り外径	4.4~5.8
Material 材質	Brass 黄銅
Surface treatment 表面処理	Tin-plated Snメッキ



M (8100-0522)



Cable size (mm ²) 適用電線サイズ	5.0~8.0
Cable overall diameter (mm) 電線仕上り外径	4.4~5.8
Material 材質	Heat-resistant copper alloy
Surface treatment 表面処理	Tin-plated Snメッキ

F (8100-1553)

4.8mm, 8.0mm (187, 312)

Housing (UNIT: mm)


Ref: Terminal part No. ターミナル参照頁	[4.8mm] C-13 [8.0mm] C-21
------------------------------------	------------------------------

Material 材質	PBT
----------------	-----


No. of way/ () corresponds to 4.8mm, 8.0mm, in order from left to right.
極数 / () 内表示: 左から4.8mm 極数、8.0mm 極数

6way (4+2)

Color 色相	Natural 自然色
-------------	----------------



M (6098-3567)



F (6098-3569)

Color 色相	Natural 自然色
-------------	----------------

C-22

HE SERIES for PCB

1.0mm (040)

Housing (UNIT : mm)

Material PBT G30
材 質

13way (Vertical type) (垂直)

M (6098-3239)

Connector F part No. 6098-2784 (C-08)
Fコネクタ品番
Color Natural
色 相 自然色

● Detailed dimension
寸法詳細

● Recommended dimension of Circuit board
基板推奨詳細

1.0mm, 2.3mm (040, 090)

Housing (UNIT : mm)

Material PBT G30
材 質

23way (Vertical type) (垂直)

M (6098-3572)

Connector F part No. 6098-3571 (C-19)
Fコネクタ品番
Color Natural
色 相 自然色

● Detailed dimension
寸法詳細

● Recommended dimension of Circuit board
基板推奨詳細

1.0mm, 4.8mm (040, 187)

Housing (UNIT : mm)

Material
材質 PBT G30

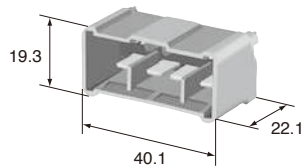
14way

(Vertical type) (垂直)

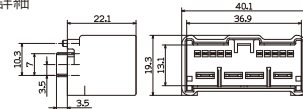
M (6098-4018)

Connector F part No. 6098-4017 (C-20)
Fコネクタ品番

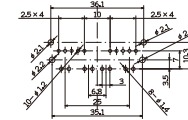
Color Natural
色相 自然色



● Detailed dimension
寸法詳細



● Recommended dimension of Circuit board
基板推奨詳細



2.3mm (090)

Housing (UNIT : mm)

Material
材質 PBT G30

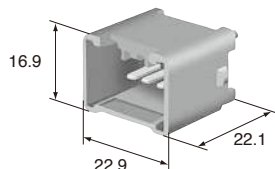
6way

(Vertical type) (垂直)

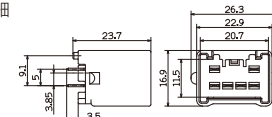
M (6098-3616)

Connector F part No. 6098-1377 (C-11)
Fコネクタ品番

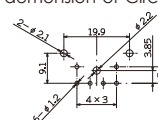
Color Sky Blue
色相 空色



● Detailed dimension
寸法詳細



● Recommended dimension of Circuit board
基板推奨詳細



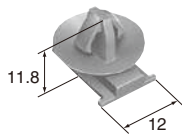
HE SERIES COMMON USE PARTS

Body fastening clamp (mm)

The clamp can be installed to connector M, if necessary, to fasten into the body side hole.
Mコネクタには、ボデー側の穴に固定するためのクランプを必要に応じて取付けることができます。


(6810-1203)

Clamp fitting hole size(mm) 適合穴サイズ	φ7
Clamp fitting thickness(mm) クランプ適合板厚	t=0.65~1.6
Material 材質	6 Nylon
Color 色相	Red 赤



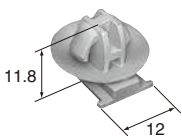
(6810-1217)

Clamp fitting hole size(mm) 適合穴サイズ	φ7
Clamp fitting thickness(mm) クランプ適合板厚	t=1.6~2.6
Material 材質	6 Nylon
Color 色相	Brown 茶



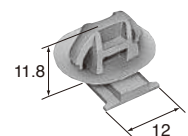
(6810-1204)

Clamp fitting hole size(mm) 適合穴サイズ	φ10
Clamp fitting thickness(mm) クランプ適合板厚	t=0.65~1.6
Material 材質	6 Nylon
Color 色相	Natural 自然色



(6810-1462)

Clamp fitting hole size(mm) 適合穴サイズ	6×12 (Square hole)
Clamp fitting thickness(mm) クランプ適合板厚	t=0.65~1.6
Material 材質	6 Nylon
Color 色相	Orange 橙

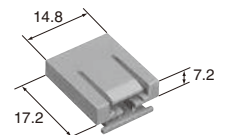


Body fastening clamp (Bracket type) (mm)

Connector M can be accoupled with clamp, if necessary, to fasten to the body side bracket.
Mコネクタには、ボデー側のブラケットに固定するためのクランプを必要に応じて取付けることができます。


(6910-0119)

Bracket direction ブラケット差込み方向	Connector mating direction コネクタ嵌合方向
Material 材質	6 Nylon
Color 色相	Red 赤




(6910-0120)

Bracket direction ブラケット差込み方向	Anti clock wise コネクタ嵌合の逆方向
Material 材質	6 Nylon
Color 色相	Natural 自然色



HV/HVG SEALED SERIES



Features

The HV sealed connector series is an improved version of the existing HX sealed connector series and it is a highly reliable connector series.

Also the HVG sealed series is what is added a finger holding portion to the side wall of the female connector of the HV sealed series so as to improving matting performance. It has a mechanism that detects terminal incomplete insertion.

- The connector mechanism only allows the retainer to be set when the terminal is completely inserted.
- These connectors can be directly secured to a bracket on the car body.
- RoHS/ELV Compliant

特長

HV 防水シリーズは、従来のHX 防水シリーズを改良し、信頼性を向上させたコネクタシリーズです。また、HVG 防水シリーズは、HV 防水シリーズのFコネクタの側壁に指掛け部を追加し、コネクタ挿入作業性を向上させたものです。挿入不足のターミナルを検知する機構を備えています。

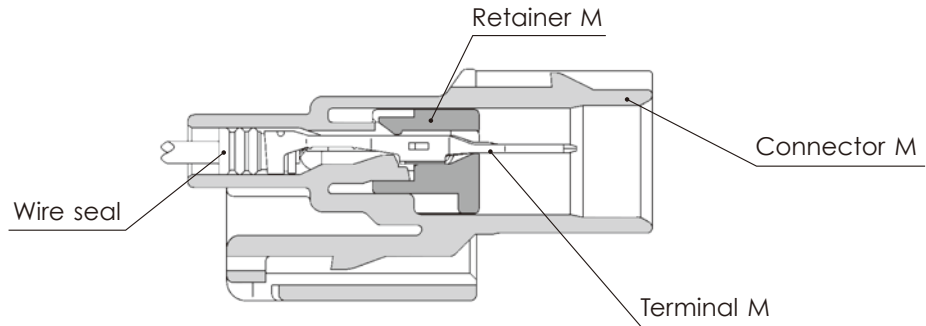
- ターミナルが半挿入の状態では、リテーナが装着できない機構になっています。
- コネクタは、ボデー側のブラケットに直接固定することができます。
- RoHS / ELV 対応

HV/HVG SEALED SERIES for STANDARD

1.0mm (040)

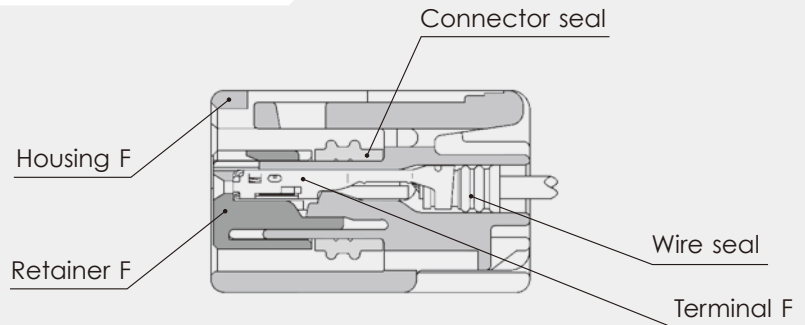
Structure / 構造

D-02



Connector M

Connector F



1.0mm (040)

1.0mm (040)

Terminal (UNIT : mm)

Wire seals (UNIT : mm)

Ref; 1.0mm Terminal detail
1.0mmターミナル参照頁

Ref; 1.0mm Wire Seals detail
1.0mmワイヤシール掲載頁

S	M (8100-3177)	E-02	F (8100-3067)	E-02
M	M (8100-3178)	E-02	F (8100-3068)	E-02

SS (7165-1075)	E-03
S (7165-0621)	E-03
M (7165-0622)	E-03

The wire seals are common to M and F.
ワイヤシールは、M、F 共用です。

1.0mm (040)

Dummy plugs (UNIT : mm)

Ref; 1.0mm Dummy plug detail
1.0mmダミー栓掲載頁

(7165-0432) E-04

- Dummy plugs are common to M and F.
- Dummy plugs are used to blind unused terminal holes.
- ダミー栓はM、F共用です。
- 不必要なターミナル穴を塞ぐために、ダミー栓を使用します。

1.0mm (040)

Housing (UNIT : mm)

Ref: Terminal part No. E-02
ターミナル参照頁

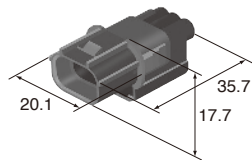
Ref: wire seal No. E-03
ワイヤシール参照頁

Ref: Dummy plug No. E-04
ダミー栓参照頁

Material PBT
材質

3way

Color Black
色相 黒




M (6188-4775)



NOTE1)

Color Black
色相

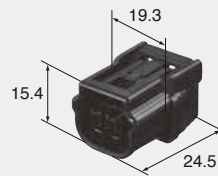
F (6189-7037)




Retainer No. (6918-1833)

Color Black
色相

2way



F (6189-7036)




Retainer No. (6918-1835)

Color Black
色相


Color Black
色相

2way

(Rib difference) (リブ違)



F (6189-7052)




Retainer No. (6918-1835)

Color Dark Gray
色相


Color Dark Gray
色相 濃灰

3way

(Rib difference) (リブ違)



F (6189-7058)



Retainer No. (6918-1833)

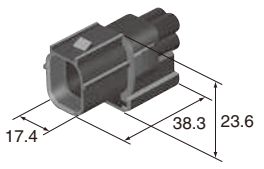
Color Dark Gray
色相

Color Dark Gray
色相 濃灰

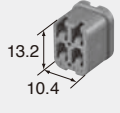

D-04

4way

Color 色相 Black 黒



M (6188-4776) **F (6189-7039)**

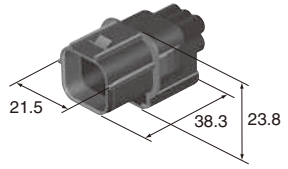


NOTE1) Retainer No. (6918-2810)



Color 色相 Black 黒

6way

Color 色相 Black 黒



M (6188-4908) **F (6189-7040)**



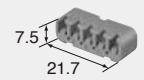

NOTE1) Retainer No. (6918-2913)

Color 色相 Black 黒

NOTE1) HV SEALED SERIES

5way

F (6189-6909)


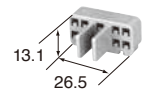


NOTE1) Retainer No. (6918-2128)

Color 色相 Black 黒

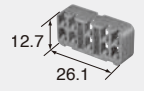

10way

Color 色相 Black 黒



Retainer No. (6918-2804)


M (6181-6481) **F (6189-6906)**



Retainer No. (6918-2806)

Color 色相 Black 黒

HX SEALED SERIES



Features

The HX sealed connector series is the highly reliable improved version of the conventional HW sealed series, with a mechanism that detects when terminals are not inserted completely.

This series consists of 1.0mm・1.5mm・2.3mm types (0.64mm・1.0mm・1.5mm・2.3mm・4.8mm types for the hybrid model) classified according to terminal size, supporting use in a variety of control circuits and low power circuits.

- The connector mechanism only allows the retainer to be set when the terminal is completely inserted.
- The hybrid model can be directly secured to a bracket on the car body, but this is only possible when the locking mechanism ensures the connectors are completely engaged, preventing semi-engagement.
- RoHS/ELV Compliant

特長

HX 防水シリーズは、従来の HW 防水シリーズを改良し、信頼性を向上させたコネクタシリーズです。挿入不足のターミナルを検知する機構を備えています。

ターミナルサイズにより1.0mm・1.5mm・2.3mm（ハイブリッドは0.64mm・1.0mm・1.5mm・2.3mm・4.8mm）で構成されており、各種の制御回路並びに低パワー回路に対応することができます。

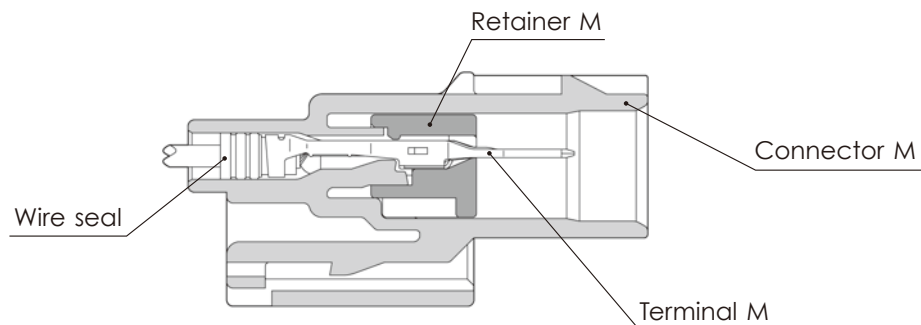
- ターミナルが半挿入の状態では、リテーナが装着できない機構になっています。
- ハイブリッドタイプのコネクタは、完全に嵌合した状態でないと、ボデー側のブラケットに固定することができないロック構造になっています。
- ハイブリッドタイプのコネクタは、ボデー側のブラケットに直接固定することができます。
- RoHS／ELV 対応

HX SEALED SERIES for STANDARD

1.0mm (040)

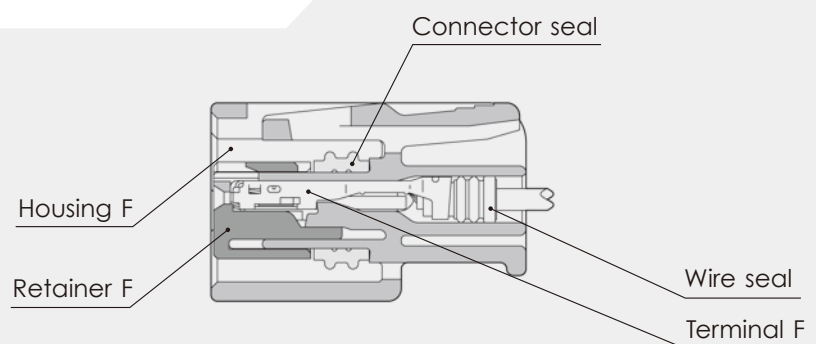
Structure / 構造

E-02



Connector M

Connector F

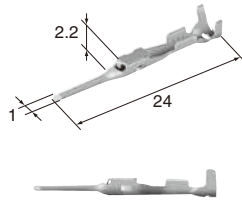
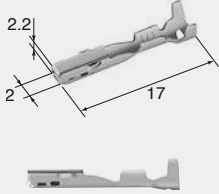


1.0mm (040)

Terminal (UNIT : mm)

(S)

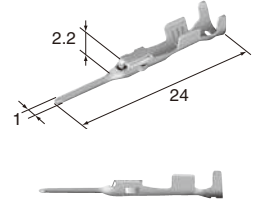
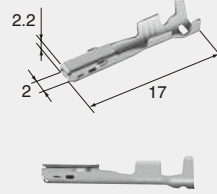
Cable size (mm ²) 適用電線サイズ	0.3~0.5
Cable overall diameter(mm) 電線仕上り外径	1.4~2.0
Material 材質	Brass 黄銅
Surface treatment 表面処理	Tin-plated Snメッキ

**M (8100-3177)**

Cable size (mm ²) 適用電線サイズ	0.3~0.5
Cable overall diameter(mm) 電線仕上り外径	1.4~2.0
Material 材質	Heat-resistant copper alloy
Surface treatment 表面処理	Tin-plated Snメッキ

F (8100-3067)**(M)**

Cable size (mm ²) 適用電線サイズ	0.75~1.25
Cable overall diameter(mm) 電線仕上り外径	1.8~2.2
Material 材質	Heat-resistant copper alloy
Surface treatment 表面処理	Tin-plated Snメッキ

**M (8100-3178)**

Cable size (mm ²) 適用電線サイズ	0.75~1.25
Cable overall diameter(mm) 電線仕上り外径	1.8~2.2
Material 材質	Heat-resistant copper alloy
Surface treatment 表面処理	Tin-plated Snメッキ

F (8100-3068)**1.0mm (040)**

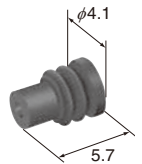
Wire seals (UNIT : mm)

The wire seals are common to M and F.


ワイヤシールはM、F共用です。

(SS)


Cable size (mm ²) 適用電線サイズ	(AVSS/0.3) (AVSSX/0.3) (AVSSH/0.3) (CHFUS/0.35) (CHFS/0.5)
Cable overall diameter(mm) 電線仕上り外径	1.1~1.6
Material 材質	Silicon シリコン
Color 色相	Orange 橙

**(7165-1075)****(S)**

Cable size (mm ²) 適用電線サイズ	(AVS/0.3) (AVSS/0.5) (AVSSX/0.5) (AVSSH/0.5) (CHFS/0.75)
Cable overall diameter(mm) 電線仕上り外径	1.6~1.9
Material 材質	Silicon シリコン
Color 色相	Light Green 淡緑

**(7165-0621)****(M)**

Cable size (mm ²) 適用電線サイズ	(AVS/0.5) (AVS/0.85) (AVSS/0.75~1.25) (AVSSX/0.75~1.25) (AVSSH/0.75~1.25) (AVX/0.5) (AVX/0.75) (CHFS/1.0)
Cable overall diameter(mm) 電線仕上り外径	1.8~2.2
Material 材質	Silicon シリコン
Color 色相	Violet 紫

**(7165-0622)**

1.0mm (040)

Dummy plugs (UNIT : mm)

- Dummy plugs are common to M and F.
- Dummy plugs are used to blind unused terminal holes.
- ダミー栓はM、F共用です。
- 不必要なターミナル穴を塞ぐために、ダミー栓を使用します。

1.0mm (040)

Housing (UNIT : mm)

Ref: Terminal part No. E-02
ターミナル参照頁

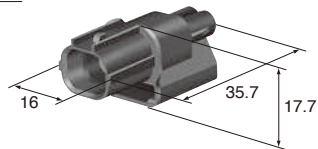
Ref: wire seal No. E-03
ワイヤシール参照頁

Ref: Dummy plug No. E-04
ダミー栓参照頁


Material PBT
材質

2way


Color Black
色相 黒



M (6188-0589)



F (6189-0890)

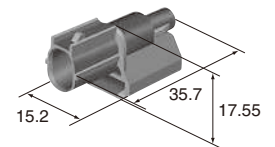


Retainer No. (6918-1835)

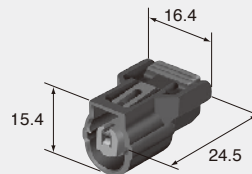
Color Black
色相 黒

1way

Color Black
色相 黒



M (6188-0657)



F (6189-0940)



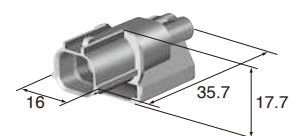
Retainer No. (6918-1979)

Color Black
色相 黒


2way

(Rib difference) (リブ違)

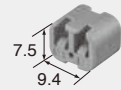
Color Dark Gray
色相 濃灰



M (6188-0590)



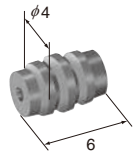
F (6189-0891)



Retainer No. (6918-1835)

Color Dark Gray
色相 濃灰


(7165-0432)




Material NBR
材質
Color Black
色相 黒

3way

Color 相 Black 黒

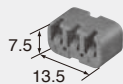


M (6188-4739)



Color 相 Black 黒

F (6189-0887)




Retainer No. (6918-1833)


Color 相 Black 黒

6way

Color 相 Black 黒

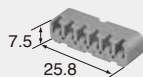


M (6188-0658)



Color 相 Black 黒

F (6189-1012)

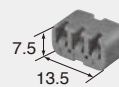



Retainer No. (6918-2056)

Color 相 Black 黒

3way (Rib difference) (リブ違)

F (6189-0968)

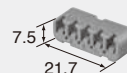


Retainer No. (6918-1833)

Color 相 Black 黒

5way

F (6189-1081)




Retainer No. (6918-2128)

Color 相 Black 黒

7way

F (6189-0855)



Retainer No. (6918-1762)

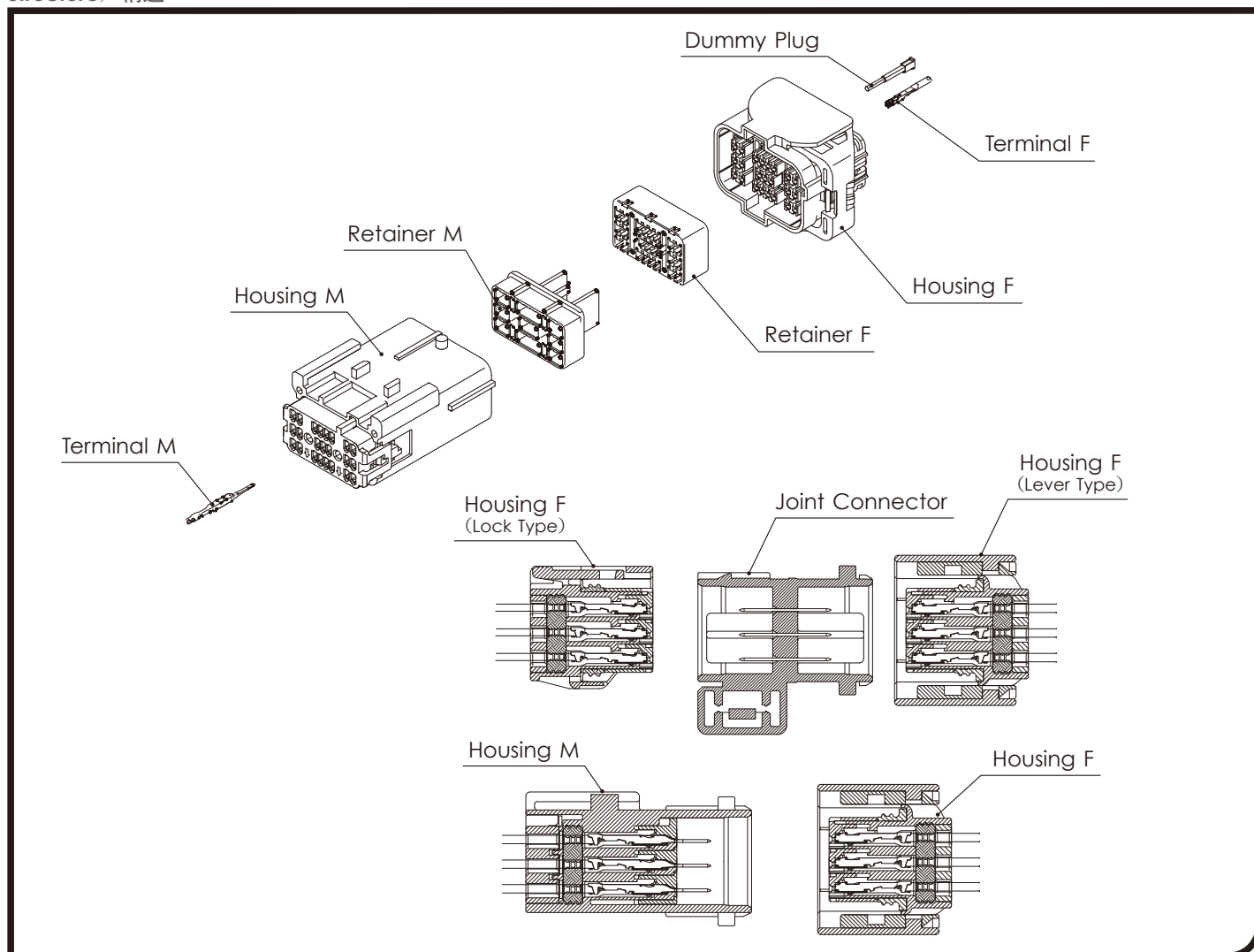
Color 相 Black 黒

HX SEALED SERIES for 23way and 33way

1.0mm (040)

Structure / 構造

E-06



1.0mm (040)

Terminal (UNIT : mm)

(S)

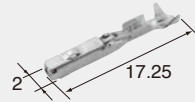
Cable size (mm ²) 適用電線サイズ	0.3~0.5
Material 材質	Brass 黄銅
Surface treatment 表面処理	Tin-plated Snメッキ

**M (8100-3508)****F (8100-3082)**

Cable size (mm ²) 適用電線サイズ	0.3~0.5
Material 材質	Heat-resistant copper alloy
Surface treatment 表面処理	Tin-plated Snメッキ

(M)

Cable size (mm ²) 適用電線サイズ	0.75~1.25
Material 材質	Heat-resistant copper alloy
Surface treatment 表面処理	Tin-plated Snメッキ

**M (8100-3507)****F (8100-3083)**

Cable size (mm ²) 適用電線サイズ	0.75~1.25
Material 材質	Heat-resistant copper alloy
Surface treatment 表面処理	Tin-plated Snメッキ

1.0mm (040)

Dummy plugs (UNIT : mm)

- Dummy plugs are common to M and F.
- Dummy plugs are used to blind unused terminal holes.
- ダミー栓はM、F共用です。
- 不必要なターミナル穴を塞ぐために、ダミー栓を使用します。

1.0mm (040)

Housing (UNIT : mm)

Ref: Terminal part No.
ターミナル参照頁

E-07

Ref: Dummy plug No.
ダミー栓参照頁

E-07

Material
材質


PBT

(6914-0050)


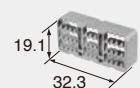

Material 材質	PP
Color 色相	Brown 茶

**23way**

Color 色相	Black 黒
-------------	------------



Retainer No. (6918-2131)

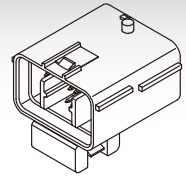
**M (6188-0660)****F (6189-1082)**

Retainer No. (6918-2132)

Color 色相	Black 黒
-------------	------------

23way

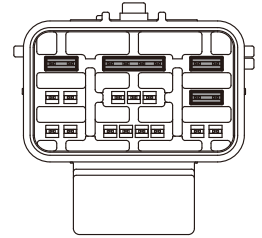
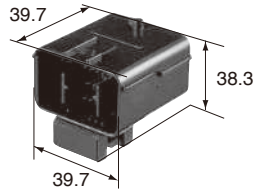
Joint Connector



Coupling circuit is connected with busbers as shown gray hatched cavities.

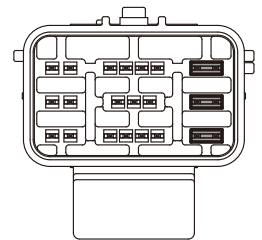
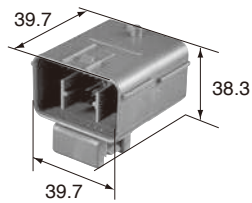
M (6188-4787)

Color
色 相 Black
 黒



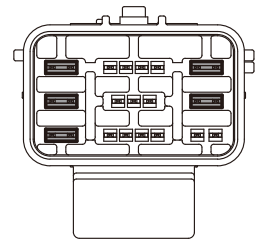
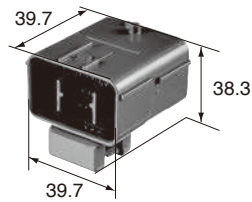
M (6188-4789)

Color
色 相 Dark Gray
 濃灰



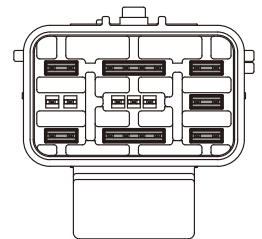
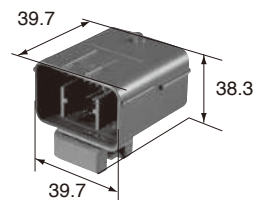
M (5010-8627)

Color
色 相 Dark Blue
 濃青



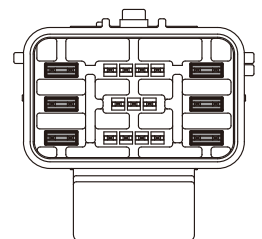
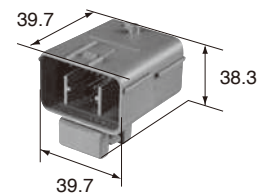
M (5011-1590)

Color
色 相 Brown
 茶



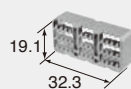

M (5011-6687)

Color
色 相 Blue
 青



F (6189-1082)

Lever

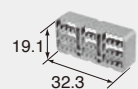
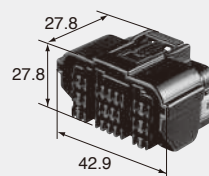


Retainer No. (6918-2132)

Color
色 相 Black
 黒

Lock

F (6189-6914)



Retainer No. (6918-2132)

Color
色 相 Black
 黒

33way

Color 色相: Black 黒

Retainer No. (6918-2103)

M (6188-0697) **F (6189-1050)**

Retainer No. (6918-2104)

Color 色相: Black 黒

33way (Rib difference) (リブ違)

Color 色相: Dark Gray 濃灰

Retainer No. (6918-2103)

M (6188-0698) **F (6189-1051)**

Retainer No. (6918-2104)

Color 色相: Dark Gray 濃灰

Bracket Holder

(6920-0886)

Color 色相: Black 黒

Bracket Holder

(6920-0861)

Color 色相: Black 黒

Bracket Holder

(6920-2376)

Color 色相: Dark Blue 濃青

Bracket Holder

(6920-2377)

Color 色相: Black 黒

Bracket Holder

(6920-0884)

Color 色相: Black 黒

Bracket Holder

(6920-2466)


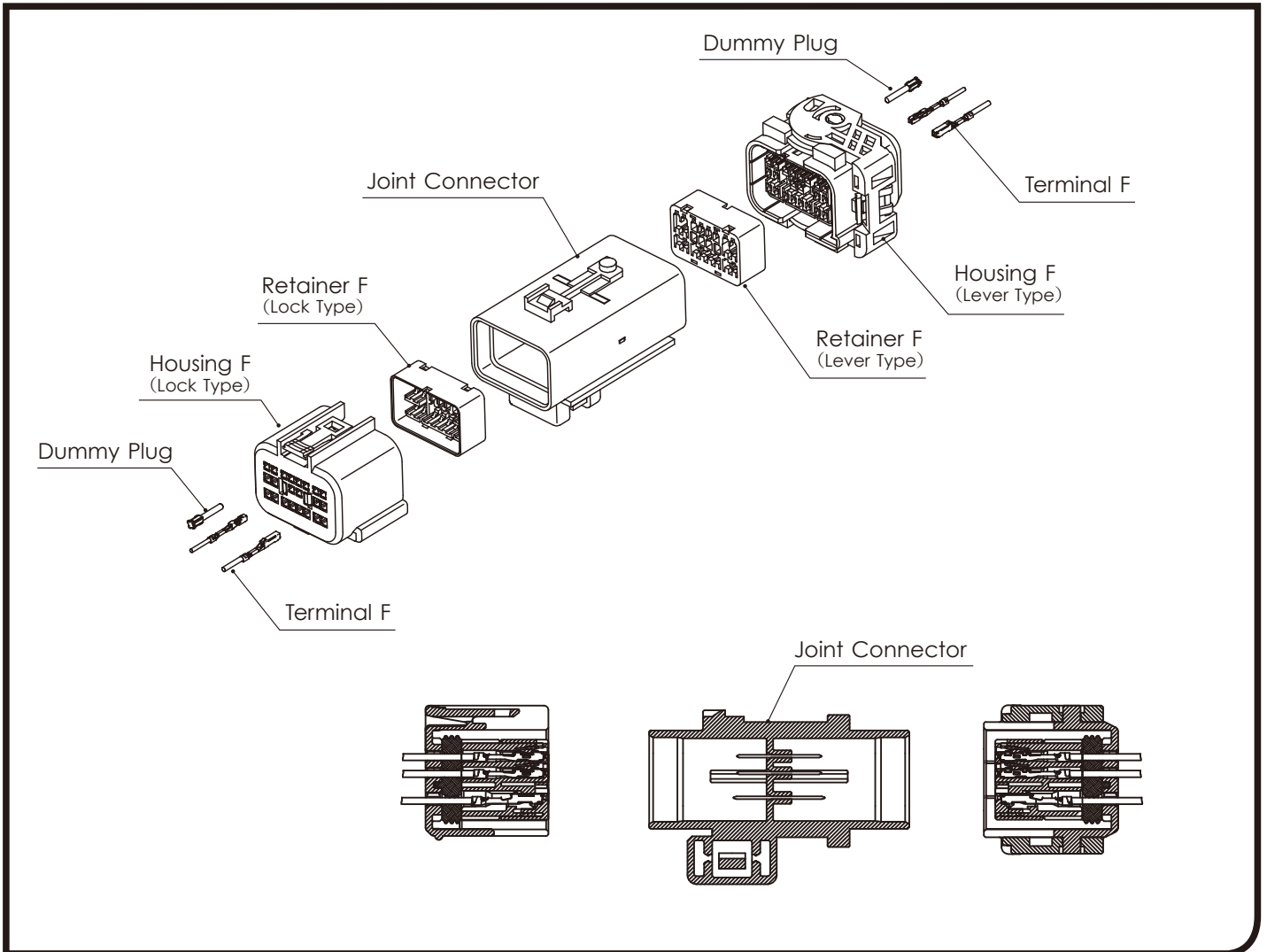
Color 色相: Black 黒

HX SEALED SERIES 22way Joint Connector

HYBRID 0.64mm,1.0mm (025, 040)

Structure / 構造

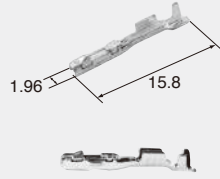
E-10



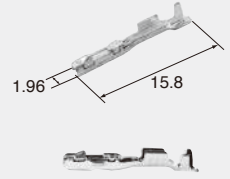
(SS)		F (8240-0408)
Cable size (mm ²) 適用電線サイズ	AVSSH0.22	
Material 材質	Heat-resistant copper alloy	
Surface treatment 表面処理	Tin-plated Snメッキ	

(S)**F (8240-0409)**

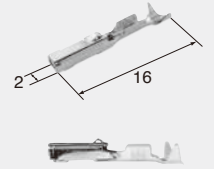
Cable size (mm ²) 適用電線サイズ	AVSSH0.3~0.5
Material 材質	Heat-resistant copper alloy
Surface treatment 表面処理	Tin-plated Snメッキ

**(M)****F (8240-0410)**

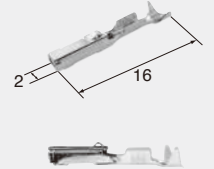
Cable size (mm ²) 適用電線サイズ	AVSSH0.75
Material 材質	Heat-resistant copper alloy
Surface treatment 表面処理	Tin-plated Snメッキ

**1.0mm (040)****(S)****F (8240-0411)**


Cable size (mm ²) 適用電線サイズ	AVSSH0.3 ~AVSSH0.5
Material 材質	Heat-resistant copper alloy
Surface treatment 表面処理	Tin-plated Snメッキ

**(M)****F (8240-0412)**

Cable size (mm ²) 適用電線サイズ	AVSSH0.75 ~AVSSH1.25
Material 材質	Heat-resistant copper alloy
Surface treatment 表面処理	Tin-plated Snメッキ

**Terminal (UNIT : mm)****0.64mm, 1.0mm (025, 040)****(6914-0127)**

Material 材質	PBT
Color 色相	Blue 青

**Dummy plugs (UNIT : mm)**

- Dummy plugs are common to M and F.
- Dummy plugs are used to blind unused terminal holes.
- ダミー栓はM、F共用です。
- 不必要なターミナル穴を塞ぐために、ダミー栓を使用します。

0.64mm, 1.0mm
(025,040)

Housing (UNIT : mm)

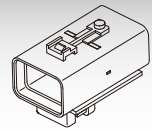
Ref: Terminal part No. [0.64mm] E-10
ターミナル参照頁 [1.0mm] E-11

Ref: Dummy plug No. [0.64mm] E-11
ダミー栓参照頁 [1.0mm] E-11

Material PBT
材質

22way (10+12)

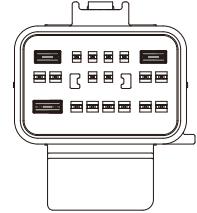
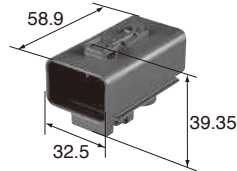
Joint Connector



Coupling circuit is connected with busbers as shown gray hatched cavities.

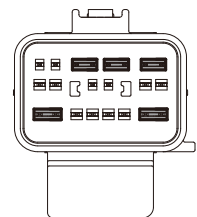
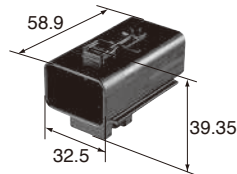
M (5011-6818)

Color Brown
色相 茶



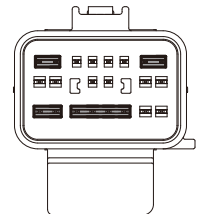
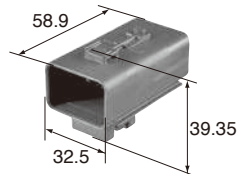
M (5011-7740)

Color Black
色相 黒

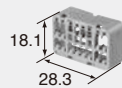



M (5011-7860)

Color Dark Gray
色相 濃灰

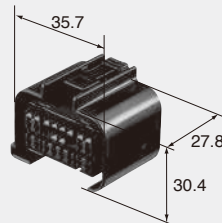


F (6189-7264) Lever

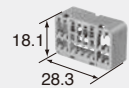


Retainer No. (6918-3166)

Color Black
色相 黒



Lock F (6189-7263)



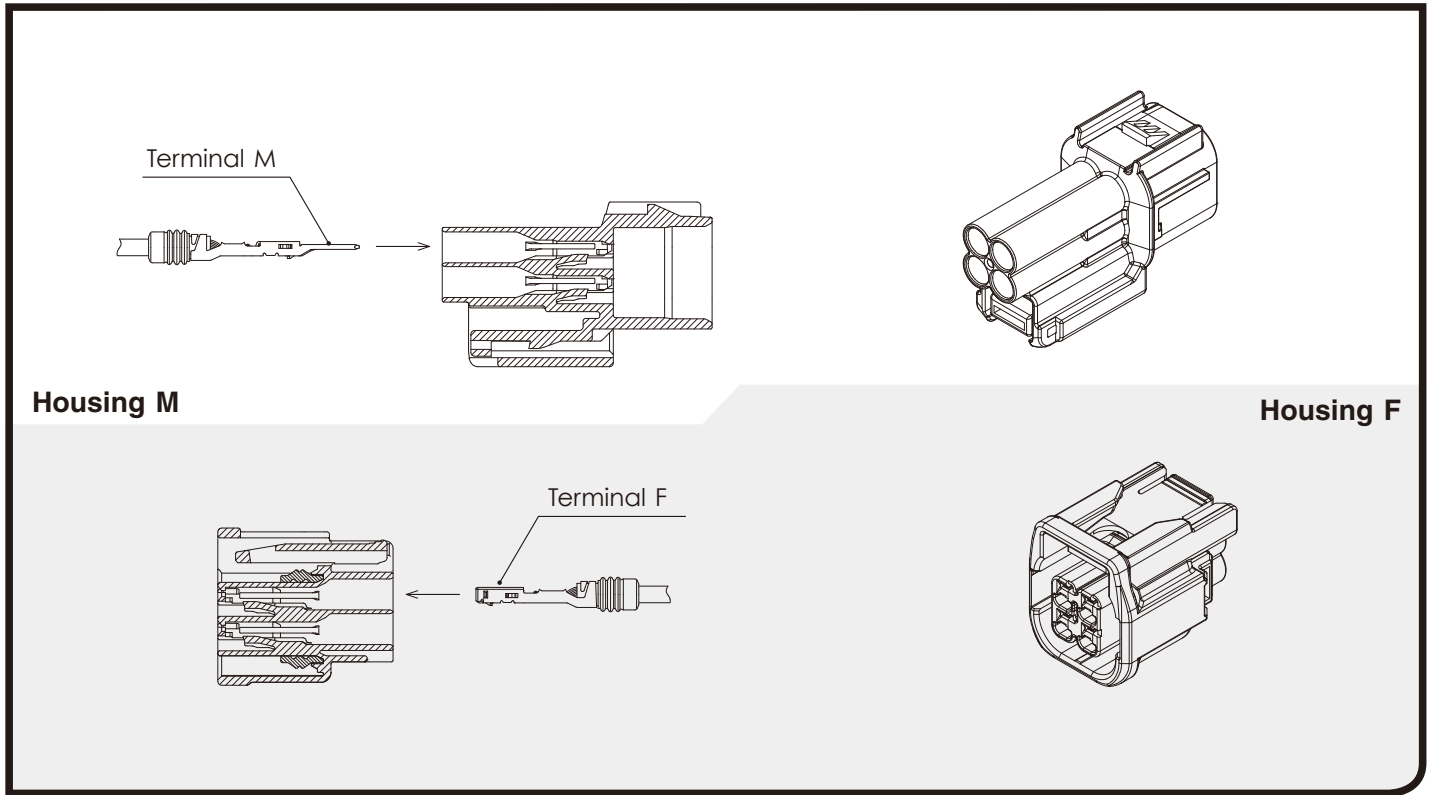
Retainer No. (6918-3166)

Color Black
色相 黒

HX SEALED SERIES for STANDARD

1.5mm (060)

Structure / 構造

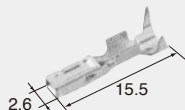
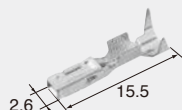
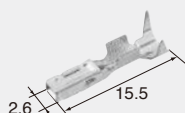
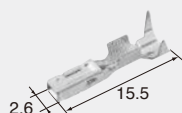


E-13

HX SEALED SERIES

1.5mm (060)


Terminal (UNIT : mm)


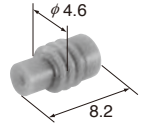
(SS)Cable size (mm²) 0.13~0.22
適用電線サイズMaterial Brass
材質 黄銅Surface treatment Tin-plated
表面处理 Snメッキ**(S)**Cable size (mm²) 0.3~0.5
適用電線サイズMaterial Brass
材質 黄銅Surface treatment Tin-plated
表面处理 Snメッキ**M (8230-5306)****F (8240-0489)**Cable size (mm²) 0.13~0.22
適用電線サイズMaterial Heat-resistant
材質 copper alloySurface treatment Tin-plated
表面处理 Snメッキ**M (8230-5307)****F (8240-0490)**Cable size (mm²) 0.3~0.5
適用電線サイズMaterial Heat-resistant
材質 copper alloySurface treatment Tin-plated
表面处理 Snメッキ**(M)**Cable size (mm²) 0.75~1.25
適用電線サイズMaterial Brass
材質 黄銅Surface treatment Tin-plated
表面处理 Snメッキ**M (8230-5308)****F (8240-0491)**Cable size (mm²) 0.75~1.25
適用電線サイズMaterial Heat-resistant
材質 copper alloySurface treatment Tin-plated
表面处理 Snメッキ**(L)**Cable size (mm²) 2.0
適用電線サイズMaterial Brass
材質 黄銅Surface treatment Tin-plated
表面处理 Snメッキ**M (8230-5309)****F (8240-0492)**Cable size (mm²) 2.0
適用電線サイズMaterial Heat-resistant
材質 copper alloySurface treatment Tin-plated
表面处理 Snメッキ**1.5mm (060)**

Wire seals (UNIT : mm)

The wire seals are common to M and F.

ワイヤシールは、M、F 共用です。

(SS)**(7165-1562)**Cable overall diameter (mm) 0.85~1.2
電線仕上り外径Material Silicon
材質 シリコンColor Violet
色相 紫

(S)**(7165-1563)**Cable overall diameter(mm)
電線仕上り外径 1.05~1.5Material
材質 Silicon
シリコンColor
色相 Sky Blue
空色**(M)****(7165-1564)**Cable overall diameter(mm)
電線仕上り外径 1.35~1.9Material
材質 Silicon
シリコンColor
色相 Light Green
淡緑**(L)****(7165-1565)**Cable overall diameter(mm)
電線仕上り外径 1.75~2.4Material
材質 Silicon
シリコンColor
色相 Blue
青**(LL)****(7165-1566)**Cable overall diameter(mm)
電線仕上り外径 2.4~3Material
材質 Silicon
シリコンColor
色相 Dark Yellow
濃黄

1.5mm (060)

Dummy plugs (UNIT : mm)

Ref; 1.5mm Dummy plug detail

1.5mmダミー栓掲載頁

(7165-0193) J-07

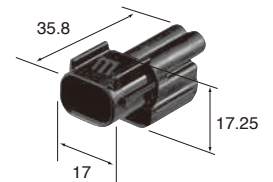
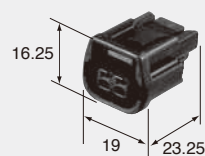
- Dummy plugs are common to M and F.
- Dummy plugs are used to blind unused terminal holes.
- ダミー栓はM、F共用です。
- 不必要なターミナル穴を塞ぐために、ダミー栓を使用します。

1.5mm (060)

Housing (UNIT : mm)


Ref: Terminal part No.
ターミナル参照頁 E-14Ref: wire seal No.
ワイヤシール参照頁 E-14Ref: Dummy plug No.
ダミー栓参照頁 J-07Material
材質 PBT

2way

Color
色相 Black
黒**M (6181-6851)****F (6189-7408)**Color
色相 Black
黒

3way

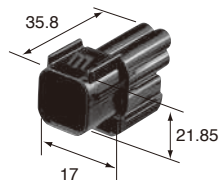
F (6189-7494)




Color: Black
色相: 黒

4way

Color: Black
色相: 黒



M (6181-6783)

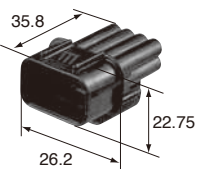


Color: Black
色相: 黒

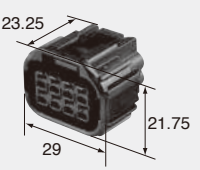
F (6189-7409)

8way

Color: Black
色相: 黒



M (6181-6850)




Color: Black
色相: 黒

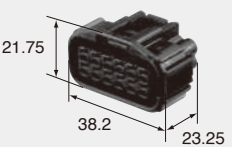
F (6189-7423)

12way

Color: Black
色相: 黒



M (6181-6784)



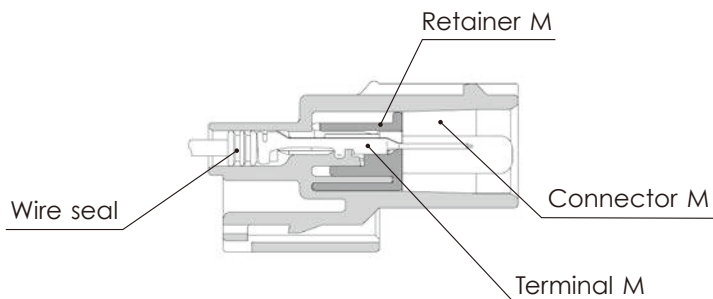
Color: Black
色相: 黒

F (6189-7410)

HX SEALED SERIES for STANDARD

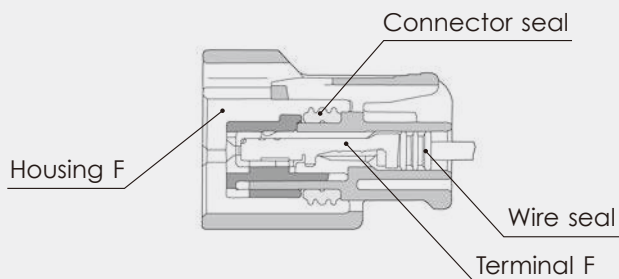
2.3mm (090)

Structure / 構造



Connector M

Connector F



E-17

HX SEALED SERIES

2.3mm (090)

Terminal (UNIT: mm)

Ref; 2.3mm Terminal detail
2.3mmターミナル参照頁

S	M (8230-4472)	L-02
M	M (8230-4562)	L-02
L	M (8230-4552)	L-02

(S)

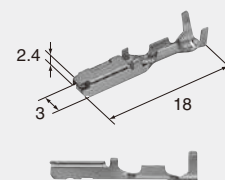
Cable size (mm²) 適用電線サイズ 0.3~0.5

Cable overall diameter (mm) 電線仕上り外径 1.4~2.4

Material 材質 Heat-resistant copper alloy

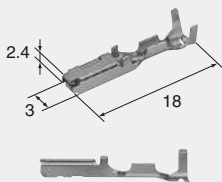
Surface treatment 表面処理 Tin-plated Snメッキ

F (8240-4862)

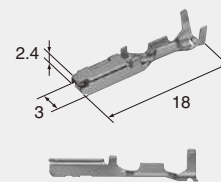


(M)**F (8240-4992)**

Cable size (mm ²) 適用電線サイズ	0.75~0.85
Cable overall diameter(mm) 電線仕上り外径	1.8~2.6
Material 材質	Heat-resistant copper alloy
Surface treatment 表面処理	Tin-plated Snメッキ

**(L)****F (8240-4952)**

Cable size (mm ²) 適用電線サイズ	1.25~2.0
Cable overall diameter(mm) 電線仕上り外径	2.1~2.9
Material 材質	Heat-resistant copper alloy
Surface treatment 表面処理	Tin-plated Snメッキ

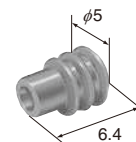
**2.3mm (090)****Wire seals (UNIT : mm)**

The wire seals are common to M and F.


ワイヤシールはM、F共用です。

(SS)**(7165-0385)**


Cable size (mm ²) 適用電線サイズ	(AVSS/0.3~0.5) (AVSSX/0.5)
Cable overall diameter(mm) 電線仕上り外径	1.2~1.7
Material 材質	Silicon シリコン
Color 色相	Gray 灰

**(S)****(7165-0194)**

Cable size (mm ²) 適用電線サイズ	(AV/0.5) (AVX/AEX/0.5~0.75) (AVS/0.3~0.85) (AVSS/0.85~1.25) (AVSSX/0.75~1.25)
Cable overall diameter(mm) 電線仕上り外径	1.7~2.4
Material 材質	Silicon シリコン
Color 色相	Green 緑

**(M)****(7165-0198)**

Cable size (mm ²) 適用電線サイズ	(AV/0.5~1.25) (AVX/AEX/0.75~1.25) (AVS/0.85~1.25) (AVSS/1.25~2.0) (AVSSX/1.25~2.0)
Cable overall diameter(mm) 電線仕上り外径	2.1~2.9
Material 材質	Silicon シリコン
Color 色相	Yellow 黄

**2.3mm (090)****Dummy plugs (UNIT : mm)**

Ref: 2.3mm Dummy plug detail

2.3mmダミー栓掲載頁

(7165-0193) J-07

- Dummy plugs are common to M and F.
- Dummy plugs are used to blind unused terminal holes.
- ダミー栓はM、F共用です。
- 不必要なターミナル穴を塞ぐために、ダミー栓を使用します。

2.3mm (090)

Housing (UNIT : mm)

Ref: Terminal part No. E-17
ターミナル参照頁


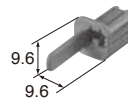
Ref: wire seal No. E-18
ワイヤシール参照頁

Ref: Dummy plug No. J-07
ダミー栓参照頁

Material PBT
材質

1way



Color Black
色相 黒



Retainer No. (6918-2665)

M (6181-0803)

F (6189-0591)





Retainer No. (6918-1370)

Color Black
色相 黒

2way

F (6189-0552)



Note)



Retainer No. (6918-1260)

Color Black
色相 黒

2way

(Rib difference) (リブ違)

F (6189-0593)





Note)

Retainer No. (6918-1260)

Color Brown
色相 茶

3way

F (6189-0596)





Note)

Retainer No. (6918-1371)

Color Black
色相 黒

4way

F (6189-0617)



Note)

Retainer No. (6918-1469)

Color Black
色相 黒

HX SEALED SERIES

for HYBRID

4.8mm (187)

Terminal (UNIT: mm)

Ref: 4.8mm Terminal detail
4.8mmターミナル参照頁

S **M (8100-0463)** B-19

M **M (8100-0464)** B-19

L **M (8100-0465)** B-19 **F (8100-0468)** B-19

4.8mm (187)

Wire seals (UNIT: mm)

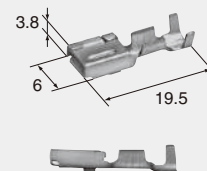
The wire seals are common to M and F.

ワイヤシールはM、F共用です。

(S)

Cable size (mm ²) 適用電線サイズ	0.3~0.5
Cable overall diameter (mm) 電線仕上り外径	1.4~2.4
Material 材質	Heat-resistant copper alloy
Surface treatment 表面処理	Tin-plated Snメッキ

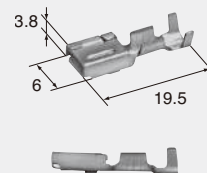
F (8100-0661)



(M)

Cable size (mm ²) 適用電線サイズ	0.5~1.25
Cable overall diameter (mm) 電線仕上り外径	1.6~2.6
Material 材質	Heat-resistant copper alloy
Surface treatment 表面処理	Tin-plated Snメッキ

F (8100-0660)




(S)

for 2.3mm, 4.8mm 10way

Cable size (mm ²) 適用電線サイズ	(AVS/0.3) (AVSS/0.3~0.85)
Cable overall diameter (mm) 電線仕上り外径	(AVSSX/0.5~0.75)
Material 材質	NBR
Color 色相	Brown 茶

(7165-0172)

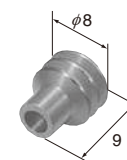


(M)

for 2.3mm, 4.8mm 10way

Cable size (mm ²) 適用電線サイズ	(AV/0.5~1.25) (AVX/0.5~1.25) (AVS/0.3~1.25)
Cable overall diameter (mm) 電線仕上り外径	(AVSS/0.85~2.0) (AVSSX/0.75~2.0)
Material 材質	NBR
Color 色相	Gray 灰

(7165-0130)



(L) for 2.3mm, 4.8mm 10way

(7165-0131)

Cable size (mm²) (AV/2.0~3.0) (AVX/2.0~3.0)

適用電線サイズ (AVS/2.0~3.0)

Cable overall diameter (mm) 3.0~4.1

電線仕上り外径

Material NBR

材質

Color Black

色相 黒



(M) for 1.0mm, 4.8mm 13way

(7165-0147)

Cable size (mm²) (AVS/0.3~1.25)

適用電線サイズ

Cable overall diameter (mm) 1.8~2.9


電線仕上り外径

Material Silicon

材質 シリコン

Color Dark Green

色相 濃緑



(L) for 1.0mm, 4.8mm 13way

(7165-0148)

Cable size (mm²) (AVS/2.0~3.0)

適用電線サイズ

Cable overall diameter (mm) 3.0~4.1


電線仕上り外径

Material Silicon

材質 シリコン

Color Dark Blue

色相 濃青



1.0mm, 4.8mm (040, 187)

Housing (UNIT : mm)

Ref: Terminal part No. [1.0mm] E-02

ターミナル参照頁 [4.8mm] E-20

Ref: wire seal No. [1.0mm] E-03

ワイヤシール参照頁 [4.8mm] E-21

Ref: Dummy plug No. [1.0mm] E-04

ダミー栓参照頁 [4.8mm] B-21

Material PBT


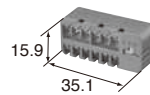
材質

No. of way/ () corresponds to 1.0mm, 4.8mm, in order from left to right. 極数 / () 内表示 : 左から1.0mm 極数、4.8mm 極数

13way (12+1)

Color Black

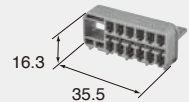

色相 黒



Retainer No. (6181-6465)

M (6181-6464)

F (6189-6863)



Retainer No. (6185-4596)

Color Black

色相 黒

1.5mm, 4.8mm (060, 187)

Housing (UNIT : mm)

Ref: Terminal part No. [1.5mm] E-14

ターミナル参照頁 [4.8mm] E-20

Ref: wire seal No. [1.5mm] E-15

ワイヤシール参照頁 [4.8mm] E-20

Ref: Dummy plug No. [1.5mm] J-07

ダミー栓参照頁 [4.8mm] B-21

Material PBT

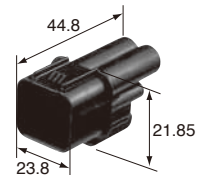
材質

No. of way/ () corresponds to 1.5mm, 4.8mm, in order from left to right. 極数 / () 内表示 : 左から1.5mm 極数、4.8mm 極数

4way (2+2)

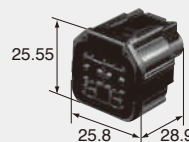
Color Black

色相 黒



M (6181-6785)

F (6189-7411)

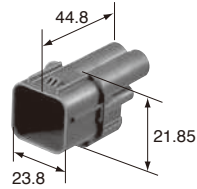


Color Black

色相 黒


5way (3+2)

Color Dark gray
色相 濃灰



M (6181-6921)

F (6189-7567)



Color Dark gray
色相 濃灰

2.3mm, 4.8mm
(090, 187)

Housing (UNIT : mm)



Ref: Terminal part No. ターミナル参照頁	[2.3mm] [4.8mm]	E-17 E-20
Ref: wire seal No. ワイヤシール参照頁	[2.3mm] [4.8mm]	E-18 E-21
Ref: Dummy plug No. ダミー栓参照頁	[2.3mm] [4.8mm]	J-07 B-21

Material PBT
材質

No. of way/ () corresponds to 2.3mm, 4.8mm, in order from left to right.
極数 / () 内表示 : 左から2.3mm 極数、4.8mm 極数

10way (8+2)



Color Dark gray
色相 濃灰



Retainer No. (6918-1263)

M (6181-0381)


F (6189-0555)



Retainer No. (6918-1267)

Color Dark gray
色相 濃灰

NH SERIES



Features

The NH series connector is a highly reliable for connector mating and terminal insertion. This series consist of 0.64mm and hybrid type(0.64mm+2.3mm) terminal usable for control circuit and low power circuit.

- The front mask of Female connector assists allure male terminal.
- By setting TPA (Terminal Position Assurance) adjust the incomplete inserted terminal to the correct position.
- An extra clip can be attached to the connector housing to secure it to the body.
- RoHS/ELV Compliant

特長

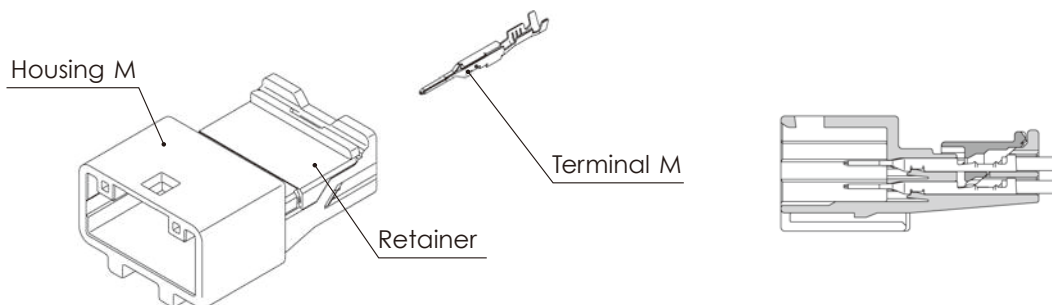
NHシリーズは、コネクタ嵌合、ターミナル抜け等において信頼性を向上させたコネクタです。ターミナルサイズが0.64mmとハイブリッドタイプ(0.64mm+2.3mm)で構成されており、信号回路と低パワー回路にご利用いただけます。

- メスコネクタは、フロントマスクの採用により、コネクタ嵌合時のオス端子誘い込み性が向上しております。
- 挿入不足のターミナルは、リテーナをセットすることにより正規の位置に固定されます。
- コネクタハウジングにはボデーに固定するためのクランプ(クリップ)を装着することができます。
- RoHS / ELV 対応

NH SERIES for STANDARD

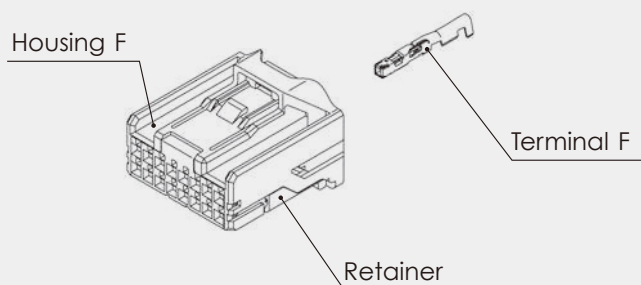
0.64mm (025)

Structure / 構造



Connector M

Connector F



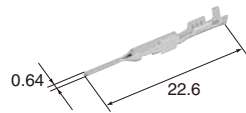
0.64mm (025)

Terminal (UNIT : mm)

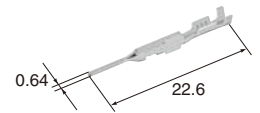
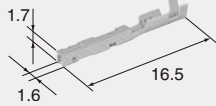
F-02

(S)

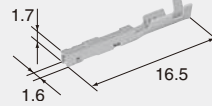
Cable size (mm ²) 適用電線サイズ	0.22~0.5
Material 材質	Brass 黄銅
Surface treatment 表面処理	Tin-plated Snメッキ

**(M)**

Cable size (mm ²) 適用電線サイズ	0.75
Material 材質	Brass 黄銅
Surface treatment 表面処理	Tin-plated Snメッキ

**M (8230-5379)****F (8240-0552)**

Cable size (mm ²) 適用電線サイズ	0.22~0.5
Material 材質	Heat-resistant copper alloy
Surface treatment 表面処理	Tin-plated Snメッキ

M (8230-5380)**F (8240-0523)**

Cable size (mm ²) 適用電線サイズ	0.75
Material 材質	Heat-resistant copper alloy
Surface treatment 表面処理	Tin-plated Snメッキ

F-03

NH SERIES

0.64mm (025)**Housing** (UNIT : mm)

Ref: Terminal part No.
ターミナル参照頁

F-02

Material
材質

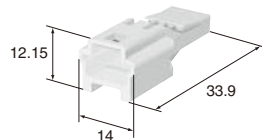
PBT

3way**F (6098-7063)**

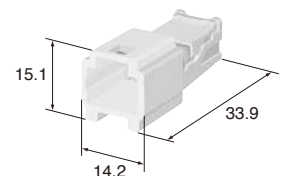
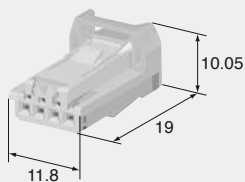
Color
色相

Natural
自然色**4way**

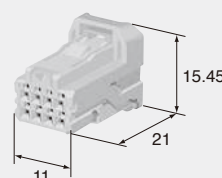
Color
色相

Natural
自然色**8way**

Color
色相

Natural
自然色**M (6098-5310)** TH 04 MW-NH TH 04 FW-NH **F (6098-5267)**

Color
色相

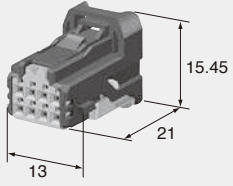
Natural
自然色**M (6098-5271)** TH 08 MW-NH TH 08 FW-NH **F (6098-5269)**

Color
色相

Natural
自然色

8way

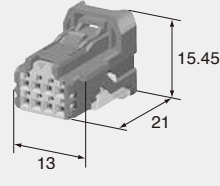
TH 08 FB-NH **F (6098-6451)**



Color	Black
色相	黒

8way

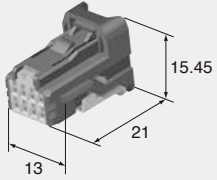
TH 08 FGY-NH **F (6098-6452)**



Color	Gray
色相	灰

8way

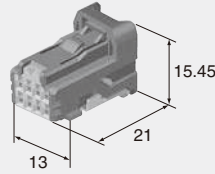
TH 08 FL-NH **F (6098-6522)**



Color	Blue
色相	青

8way

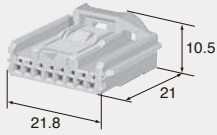
TH 08 FG-NH **F (6098-6523)**



Color	Green
色相	緑

8way

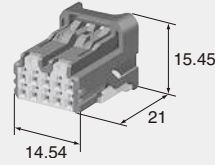
TH 08 FW-1V-NH **F (6098-5312)**



Color	Natural
色相	自然色

10way

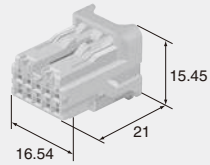
TH 10 FB-NH **F (6098-5273)**



Color	Black
色相	黒

10way

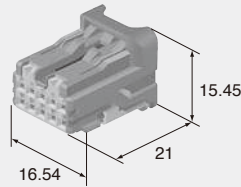
TH 10 FW-NH **F (6098-7066)**



Color	Natural
色相	自然色

10way


TH 10 FGY-NH **F (6098-7067)**



Color	Gray
色相	灰

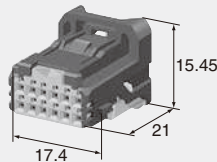
12way

Color	Natural
色相	自然色



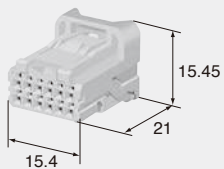
12way

TH 12 FB-NH **F (6098-6455)**



Color	Black
色相	黒

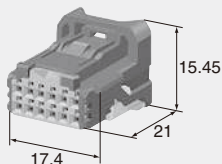
M (6098-5277) TH 12 MW-NH TH 12 FW-NH **F (6098-5275)**



Color	Natural
色相	自然色

12way

TH 12 FGY-NH **F (6098-6456)**

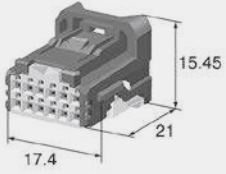


Color	Gray
色相	灰

F-04

12way

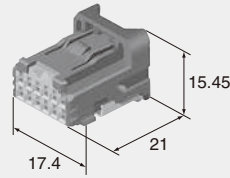
TH 12 FL-NH **F (6098-6457)**



Color
色相 Blue
青

12way

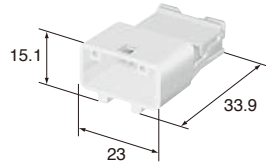
TH 12 FG-NH **F (6098-6524)**




Color
色相 Green
緑

16way

Color
色相 Natural
自然色



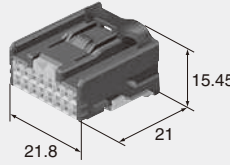
M (6098-5281) TH 16 MW-NH TH 16 FW-NH **F (6098-5279)**



Color
色相 Natural
自然色

16way

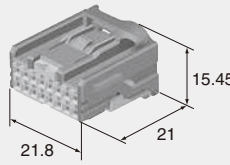
TH 16 FB-NH ASSY **F (6098-7099)**



Color
色相 Black
黒

16way

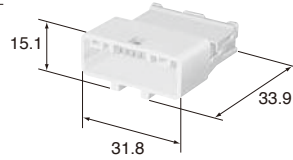
TH 16 FGY-NH ASSY **F (6098-7100)**



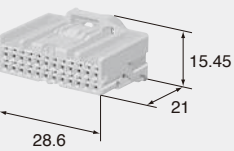
Color
色相 Gray
灰

24way

Color
色相 Natural
自然色



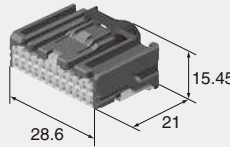
M (6098-5285) TH 24 MW-NH TH 24 FW-NH **F (6098-5283)**



Color
色相 Natural
自然色

24way

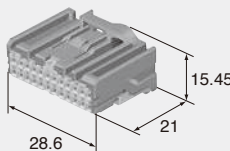
TH 24 FB-NH **F (6098-7060)**



Color
色相 Black
黒

24way

TH 24 FGY-NH **F (6098-7061)**




Color
色相 Gray
灰


F-06

32way

Color 色相 Natural 自然色



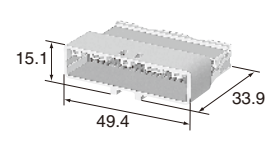
M (6098-5289) TH 32 MW-NH TH 32 FW-NH **F (6098-5287)**



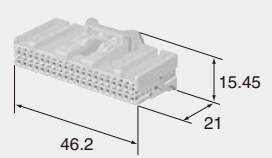
Color 色相 Natural 自然色

40way

Color 色相 Natural 自然色



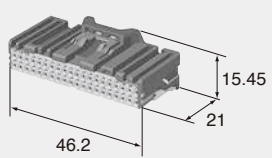
M (6098-5585) TH 40 MW-NH TH 40 FW-NH **F (6098-5291)**



Color 色相 Natural 自然色

40way

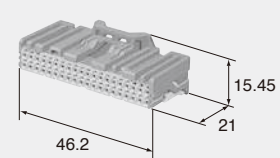
TH 40 FB-NH **F (6098-5293)**



Color 色相 Black 黒

40way

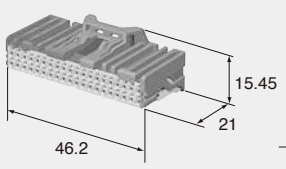
TH 40 FGY-NH **F (6098-5295)**



Color 色相 Gray 灰

40way

TH 40 FG-NH **F (6098-5297)**



Color 色相 Green 緑

NH SERIES for HYBRID

F-07

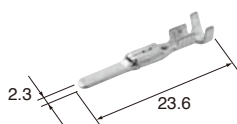
NH SERIES

2.3mm (090)

Terminal (UNIT : mm)

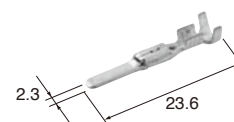
(S)

Cable size (mm ²) 適用電線サイズ	0.3~0.5
Material 材質	Brass 黄銅
Surface treatment 表面処理	Tin-plated Snメッキ



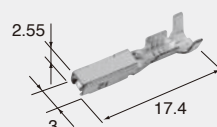
(SS)

Cable size (mm ²) 適用電線サイズ	0.22
Material 材質	Brass 黄銅
Surface treatment 表面処理	Tin-plated Snメッキ



M (8230-5168)

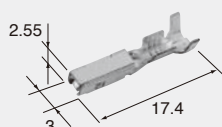
F (8240-0367)



Cable size (mm ²) 適用電線サイズ	0.22
Material 材質	Heat-resistant copper alloy
Surface treatment 表面処理	Tin-plated Snメッキ

M (8230-5169)

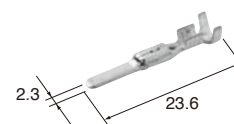
F (8240-0368)



Cable size (mm ²) 適用電線サイズ	0.3~0.5
Material 材質	Heat-resistant copper alloy
Surface treatment 表面処理	Tin-plated Snメッキ

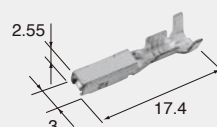
(M)

Cable size (mm ²) 適用電線サイズ	0.75~1.0
Material 材質	Brass 黄銅
Surface treatment 表面処理	Tin-plated Snメッキ



M (8230-5170)

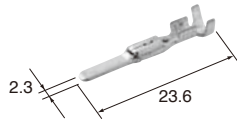
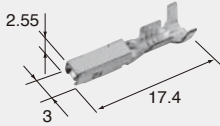
F (8240-0369)



Cable size (mm ²) 適用電線サイズ	0.75~1.0
Material 材質	Heat-resistant copper alloy
Surface treatment 表面処理	Tin-plated Snメッキ

(L)

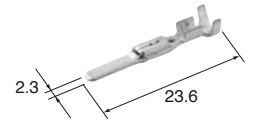
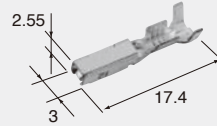
Cable size (mm ²) 適用電線サイズ	1.25
Material 材質	Brass 黄銅
Surface treatment 表面処理	Tin-plated Snメッキ

**M (8230-5171)****F (8240-0370)**

Cable size (mm ²) 適用電線サイズ	1.25
Material 材質	Heat-resistant copper alloy
Surface treatment 表面処理	Tin-plated Snメッキ

(LL)

Cable size (mm ²) 適用電線サイズ	2.0~2.5
Material 材質	Brass 黄銅
Surface treatment 表面処理	Tin-plated Snメッキ

**M (8230-5172)****F (8240-0371)**

Cable size (mm ²) 適用電線サイズ	2.0~2.5
Material 材質	Heat-resistant copper alloy
Surface treatment 表面処理	Tin-plated Snメッキ


0.64mm, 2.3mm
(025, 090)

Housing (UNIT : mm)

Ref: Terminal part No. ターミナル参照頁	[0.64mm]	F-03
	[2.3mm]	F-07

Material 材質	PBT
----------------	-----

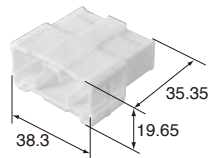
No. of way/ () corresponds to 0.64mm, 2.3mm, in order from left to right.
極数 / () 内表示 : 左から0.64mm 極数、2.3mm 極数

20way (18+2)NH 18 FW-CS2 **F (6098-7261)**

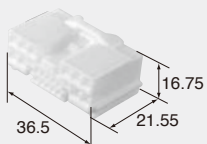
Color 色相	Natural 自然色
-------------	----------------

20way (10+10)

Color 色相	Natural 自然色
-------------	----------------




M (6098-5989) NH 10 MW-CS10 NH 10 FW-CS10 **F (6098-5988)**



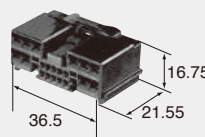
Color 色相	Natural 自然色
-------------	----------------

20way (10+10)

Color 色相	Black 黒
-------------	------------



M (6098-7254) NH 10 MW-CS10-B NH 10 FW-CS10-B **F (6098-7253)**



Color 色相	Black 黒
-------------	------------

RS SERIES



Features

RS series consists of a 2.3mm type classified according to terminal size, supporting use in a variety of control circuits and low power circuits.

- The RS-standard type connectors adopt an inertia locking system to prevent semi-engagement (this system is not incorporated in some connectors).
- RoHS/ELV Compliant

特長

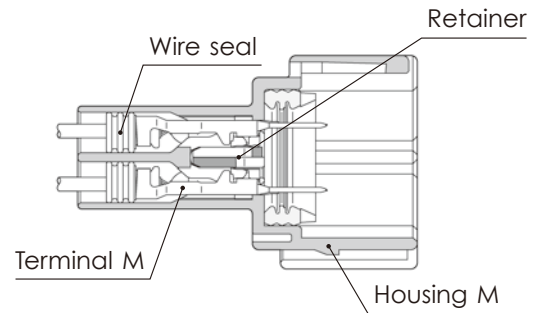
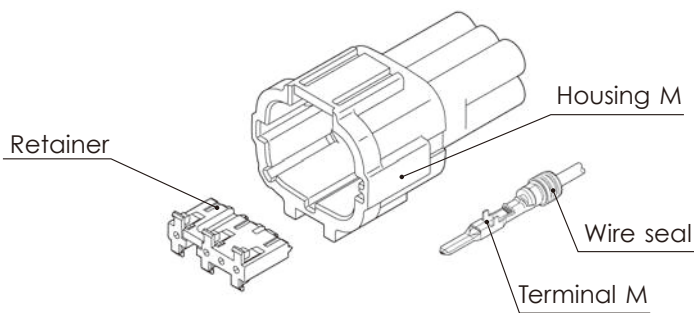
RSシリーズは、ターミナルサイズが2.3mmで構成されており、各種の制御回路並びに低パワー回路に対応することができます。

- RS-標準タイプコネクタは、コネクタの半嵌合が起きにくい慣性ロック方式です。(慣性ロック方式でないコネクタが一部あります。)
- RoHS / ELV 対応

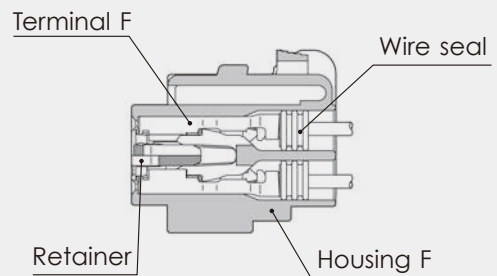
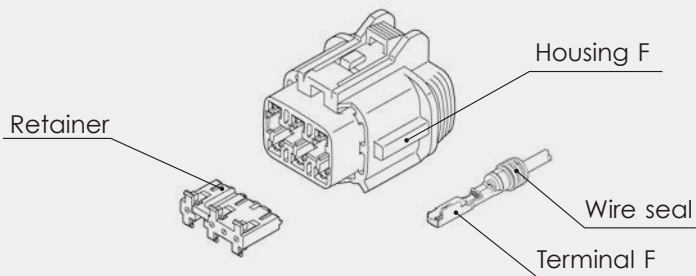
RS SERIES for STANDARD Type1

2.3mm (090)

Structure / 構造



Connector M



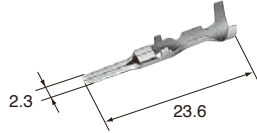
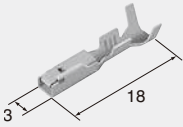
Connector F

2.3mm (090)

Terminal (UNIT : mm)

(S)

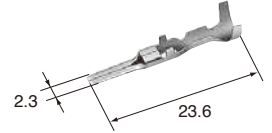
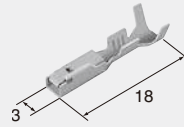
Cable size (mm ²) 適用電線サイズ	0.3~0.5
Material 材質	Brass 黄銅
Surface treatment 表面処理	Tin-plated Snメッキ

**M (8100-3803)****F (8240-0263)**

Cable size (mm ²) 適用電線サイズ	0.3~0.5
Material 材質	Heat-resistant copper alloy
Surface treatment 表面処理	Tin-plated Snメッキ

(S)**Au**

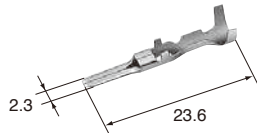
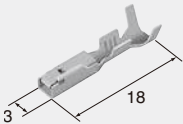
Cable size (mm ²) 適用電線サイズ	0.3~0.5
Material 材質	Brass 黄銅
Surface treatment 表面処理	Gold-plated Auメッキ

**M (8100-3805)****F (8240-0266)**

Cable size (mm ²) 適用電線サイズ	0.3~0.5
Material 材質	Heat-resistant copper alloy
Surface treatment 表面処理	Gold-plated Auメッキ

(M)

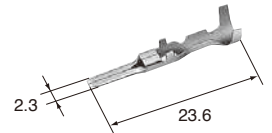
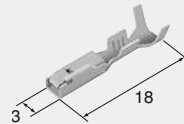
Cable size (mm ²) 適用電線サイズ	0.85~1.25
Material 材質	Brass 黄銅
Surface treatment 表面処理	Tin-plated Snメッキ

**M (8100-3804)****F (8240-0264)**

Cable size (mm ²) 適用電線サイズ	0.85~1.25
Material 材質	Heat-resistant copper alloy
Surface treatment 表面処理	Tin-plated Snメッキ

(M)**Au**

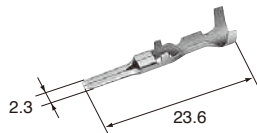
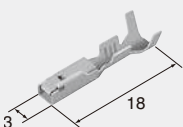
Cable size (mm ²) 適用電線サイズ	0.85~1.25
Material 材質	Brass 黄銅
Surface treatment 表面処理	Gold-plated Auメッキ

**M (8100-3806)****F (8240-0267)**

Cable size (mm ²) 適用電線サイズ	0.85~1.25
Material 材質	Heat-resistant copper alloy
Surface treatment 表面処理	Gold-plated Auメッキ

(L)

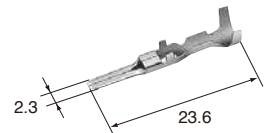
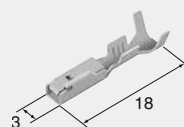
Cable size (mm ²) 適用電線サイズ	2.0
Material 材質	Brass 黄銅
Surface treatment 表面処理	Tin-plated Snメッキ

**M (8100-4172)****F (8240-0265)**

Cable size (mm ²) 適用電線サイズ	2.0
Material 材質	Heat-resistant copper alloy
Surface treatment 表面処理	Tin-plated Snメッキ

(L)**Au**

Cable size (mm ²) 適用電線サイズ	2.0
Material 材質	Brass 黄銅
Surface treatment 表面処理	Gold-plated Auメッキ

**M (8100-4173)****F (8240-0268)**

Cable size (mm ²) 適用電線サイズ	2.0
Material 材質	Heat-resistant copper alloy
Surface treatment 表面処理	Gold-plated Auメッキ

G-03

RS SERIES

2.3mm (090)

Wire seals (UNIT : mm)

The wire seals are common to M and F.

ワイヤシールはM、F共用です。

(M)

Cable size (mm ²) 適用電線サイズ	(AVSS/1.25)
Cable overall diameter (mm) 電線仕上り外径	2.0~2.4
Material 材質	Silicon シリコン
Color 色相	Violet 紫



(7165-0472)


(US)

Cable size (mm ²) 適用電線サイズ	(AVSS/0.3) (CAVUS/0.3~0.5)
--	----------------------------

Cable overall diameter (mm) 電線仕上り外径	1.0~1.4
--	---------

Material 材質	Silicon シリコン
----------------	-----------------

Color 色相	Orange 橙
-------------	-------------



(7165-0474)

(S)

Cable size (mm ²) 適用電線サイズ	(AVSS/0.5~0.85) (CAVUS/0.85~1.25)
--	--------------------------------------

Cable overall diameter (mm) 電線仕上り外径	1.5~1.9
--	---------

Material 材質	Silicon シリコン
----------------	-----------------

Color 色相	Light Blue 淡青
-------------	------------------



(7165-0473)


(L)

Cable size (mm ²) 適用電線サイズ	(AVSS/2.0)
--	------------

Cable overall diameter (mm) 電線仕上り外径	2.5~2.9
--	---------

Material 材質	Silicon シリコン
----------------	-----------------

Color 色相	Light Green 淡緑
-------------	-------------------



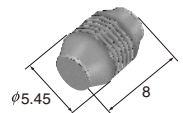
(7165-0471)

2.3mm (090)

Dummy plugs (UNIT : mm)

- Dummy plugs are common to M and F.
- Dummy plugs are used to blind unused terminal holes.
- ダミー栓はM、F共用です。
- 不必要なターミナル穴を塞ぐために、ダミー栓を使用します。

Material 材質	Silicon シリコン
Color 色相	Blue 青



(7165-1131)

2.3mm (090)

Housing (UNIT : mm)

Ref: Terminal part No.
ターミナル参照頁 G-02

Ref: wire seal No.
ワイヤシール参照頁 G-04



Ref: Dummy plug No.
ダミー栓参照頁 G-04

Material
材質 PBT

※ Detail dimensions for mounting portion of the bracket are specified in the official drawing. Please contact our sales staff.

※ 固定用ブラケットに関しては、弊社営業担当にお問い合わせください。



1way



Retainer No. (6918-1773)



M (6188-0551) RS 01 MB

RS 01 FB **F (6185-0862)**



Retainer No. (6918-1773)



2way



Retainer No. (6918-1774)



M (6188-0554) RS 02 MGY

RS 02 FGY **F (6185-0867)**



Retainer No. (6918-1774)


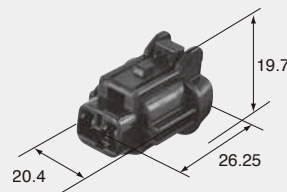
2way



Retainer No. (6918-1774)



M (6188-0552) RS 02 MB

RS 02 FB **F (6185-0865)**



Retainer No. (6918-1774)

2way





Retainer No. (6918-1774)

M (6188-0553) RS 02 MBR

M (6188-0663) RS 02 MBR-DGY



RS 02 FBR **F (6185-0866)**

RS 02 FBR-DGY **F (6185-1101)**



Retainer No. (6918-1774)



3way



Retainer No. (6918-1775)



M (6188-0556) RS 03 MGY

RS 03 FGY **F (6185-0869)**



Retainer No. (6918-1775)



3way



Retainer No. (6918-1775)



M (6188-0555) RS 03 MB

RS 03 FB **F (6185-0868)**



Retainer No. (6918-1775)

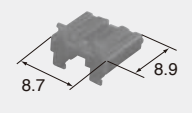

4way



Retainer No. (6918-1776)



M (6188-0558) RS 04 MGY

RS 04 FGY-PR **F (6185-1171)**



Retainer No. (6918-1776)

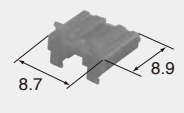
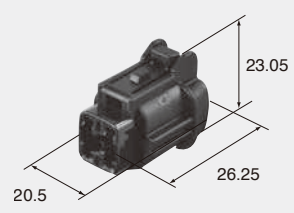
4way



Retainer No. (6918-1776)



M (6188-0557) RS 04 MB

RS 04 FB-PR **F (6185-1169)**



Retainer No. (6918-1776)



6way



Retainer No. (6918-1779)


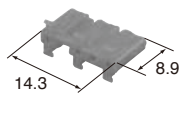
M (6188-5540) RS 06 MGY

RS 06 FGY-PR **F (6185-5177)**



Retainer No. (6918-1779)


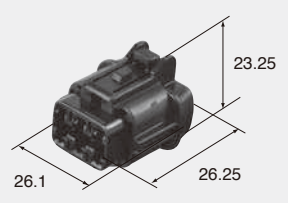
6way



Retainer No. (6918-1779)



M (6188-5539) RS 06 MB

RS 06 FB-PR **F (6185-5175)**



Retainer No. (6918-1779)


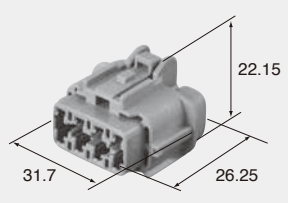
8way



Retainer No. (6918-1780)



M (6188-5544) RS 08 MGY-PR

RS 08 FGY-PR **F (6185-5181)**



Retainer No. (6918-1780)


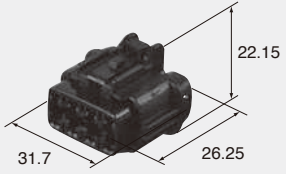
8way



Retainer No. (6918-1780)

M (6188-5542) RS 08 MB-PR

RS 08 FB-PR **F (6185-5179)**

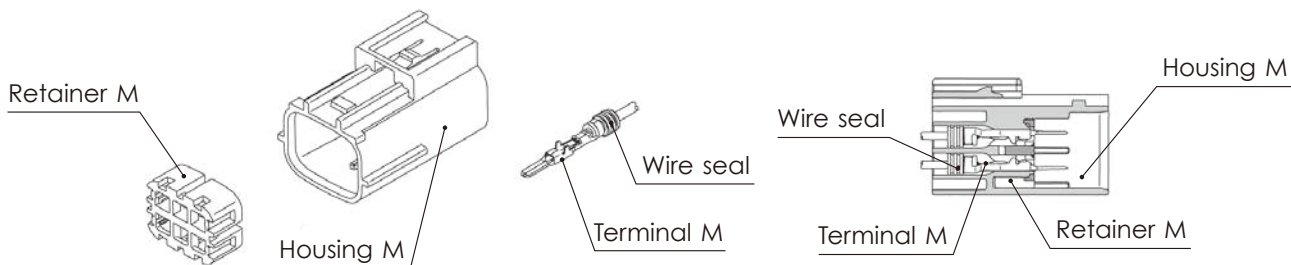


Retainer No. (6918-1780)

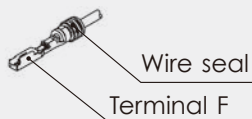
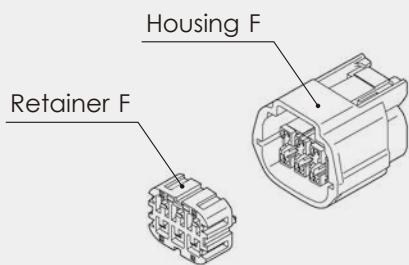
RS SERIES for STANDARD Type2

2.3mm (090)

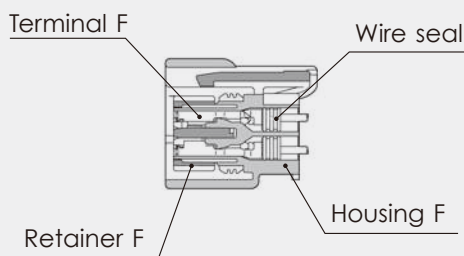
Structure / 構造



Connector M



Connector F



2.3mm (090)

Housing (UNIT : mm)

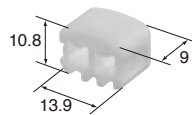
Ref: Terminal part No. G-02
ターミナル参照頁

Ref: wire seal No. G-04
ワイヤシール参照頁

Ref: Dummy plug No. G-04
ダミー栓参照頁

Material PBT
材質


2way



Retainer No. (6918-1653)



M (6181-0515) RS 02 MSB

M (6181-0670) RS 02 MSB-B



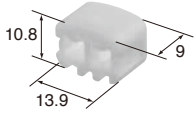
RS 02 FSB **F (6189-0951)**

RS 02 FSB-B **F (6189-1107)**



Retainer No. (6918-1651)




2way



Retainer No. (6918-1653)

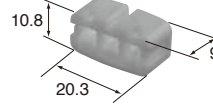
M (6181-0532) RS 02 MLGY

RS 02 FLGY **F (6189-0950)**



Retainer No. (6918-1651)


3way



Retainer No. (6918-1654)



M (6181-0516) RS 03 MSB

M (6181-0671) RS 03 MSB-GY



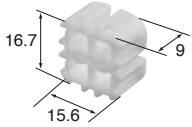
RS 03 FSB **F (6189-0928)**

RS 03 FSB-GY **F (6189-1104)**



Retainer No. (6918-1652)

4way



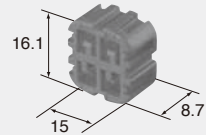


Retainer No. (6918-1598)

M (6181-0513) RS 04 MG

M (6181-0668) RS 04 MG-GY

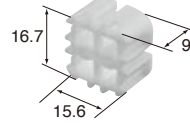
RS 04 FG **F (6189-7756)**

RS 04 FG-GY **F (6189-7757)**



Retainer No. (6918-1599)

4way



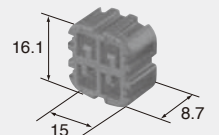


Retainer No. (6918-1598)

M (6181-0514) RS 04 ML

M (6181-0669) RS 04 ML-B

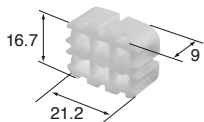
RS 04 FL **F (6189-7758)**

RS 04 FL-B **F (6189-7759)**



Retainer No. (6918-1599)

6way



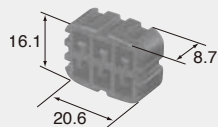

Retainer No. (6918-1600)

M (6181-0511) RS 06 MG

M (6181-0665) RS 06 MG-DGY

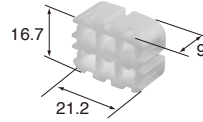
RS 06 FG **F (6189-7760)**

RS 06 FG-DGY **F (6189-7761)**



Retainer No. (6918-1601)

6way



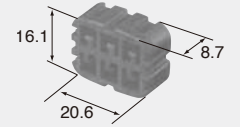


Retainer No. (6918-1600)

M (6181-0536) RS 06 ML

M (6181-0664) RS 06 ML-B

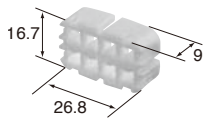
RS 06 FL **F (6189-7762)**

RS 06 FL-B **F (6189-7763)**




Retainer No. (6918-1601)

8way



Retainer No. (6918-1602)

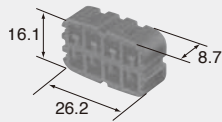


M (6181-0512) RS 08 MG

M (6181-0667) RS 08 MG-GY

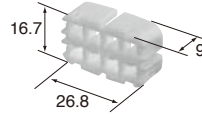
RS 08 FG **F (6189-0954)**

RS 08 FG-GY **F (6189-1108)**




Retainer No. (6918-1603)

8way



Retainer No. (6918-1602)

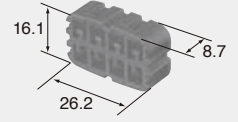



M (6181-0522) RS 08 ML

M (6181-0666) RS 08 ML-B

RS 08 FL **F (6189-0955)**

RS 08 FL-B **F (6189-1109)**

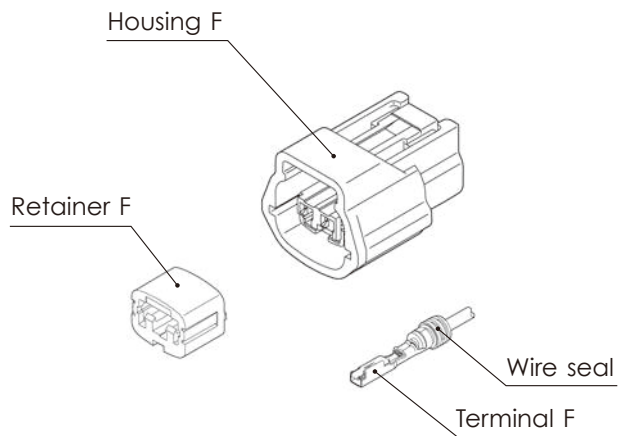


Retainer No. (6918-1603)

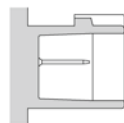
RS SERIES for E-RS

2.3mm (090)

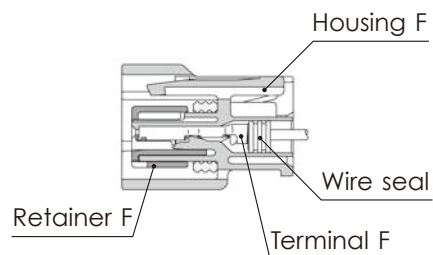
Structure / 構造



Mating portion
(Connector M)



Connector F
(After setting retainer)



G-11

RS SERIES

2.3mm (090)

Housing (UNIT : mm)


Ref: Terminal part No. G-02
ターミナル参照頁

Ref: wire seal No. G-04
ワイヤシール参照頁

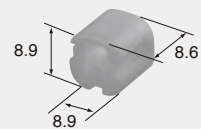
Ref: Dummy plug No. G-04
ダミー栓参照頁

Material PBT
材質

1way




E 01 FGY-RS **F (6098-2329)**

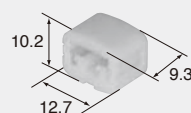


Retainer No. (6918-1636)

2way




E 02 FGY-RS **F (6189-0772)**

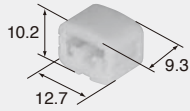


Retainer No. (6918-1594)

2way




E 02 FB-RS **F (6189-0773)**



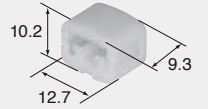
Retainer No. (6918-1594)

2way




E 02 FBR-RS **F (6189-0774)**

E 02 FBR-RS-GY **F (6189-1093)**



Retainer No. (6918-1594)

2way




E 02 FG-RS **F (6189-0775)**

E 02 FG-RS-LGY **F (6189-1094)**



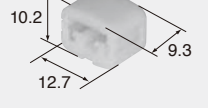
Retainer No. (6918-1594)

2way




E 02 FR-RS **F (6189-0776)**

E 02 FR-RS-GY **F (6189-1095)**



Retainer No. (6918-1594)

2way




E 02 FL-RS **F (6189-0777)**

E 02 FL-RS-LGY **F (6189-1096)**




Retainer No. (6918-1594)

2way




E 02 FPU-RS **F (6189-0778)**

E 02 FPU-RS-B **F (6189-1097)**



Retainer No. (6918-1594)

3way




E 03 FGY-RS **F (6189-7471)**



Retainer No. (6918-1595)

3way




E 03 FBR-RS **F (6189-7710)**

E 03 FBR-RS-B **F (6189-7711)**




Retainer No. (6918-1595)

4way




E 04 FGY-RS **F (6189-7469)**



Retainer No. (6918-1596)

4way



E 04 FBR-RS **F (6189-7713)**

E 04 FBR-RS-LGY **F (6189-7714)**

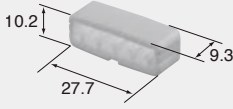


Retainer No. (6918-1596)

5way




E 05 FGY-RS **F (6189-7470)**



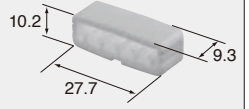
Retainer No. (6918-1604)

5way



E 05 FBR-RS **F (6189-7716)**



E 05 FBR-RS-B **F (6189-7717)**



Retainer No. (6918-1604)

6way

E 06 FGY-RS **F (6189-7393)**



Retainer No. (6918-1597)

TL SEALED SERIES



Features

The TL sealed connector series has a mechanism that detects terminal incomplete insertion by using a dedicated jig.

This series consists of 2.3mm type supporting use in a variety of control circuits and low power circuits.

- To restrain from incomplete engagement, this series is adopted a lock mechanism with effective clear sound.
- These male connectors can be directly secured to a bracket on the car body.
(Note: Please contact our sales staff, if you have any questions regarding the dedicated jig.)
- RoHS/ELV Compliant

特 長

TL 防水シリーズは、専用治具にて端子半挿入を検出する構造を採用しております。

ターミナルサイズは2.3mm型で構成されており、各種の制御回路並びに低パワー回路に対応することができます。

- コネクタ半嵌合抑制として、ロック音を向上させたロック構造を採用しております。
- オスコネクタは、ボデー側のブラケットに直接固定することができます。

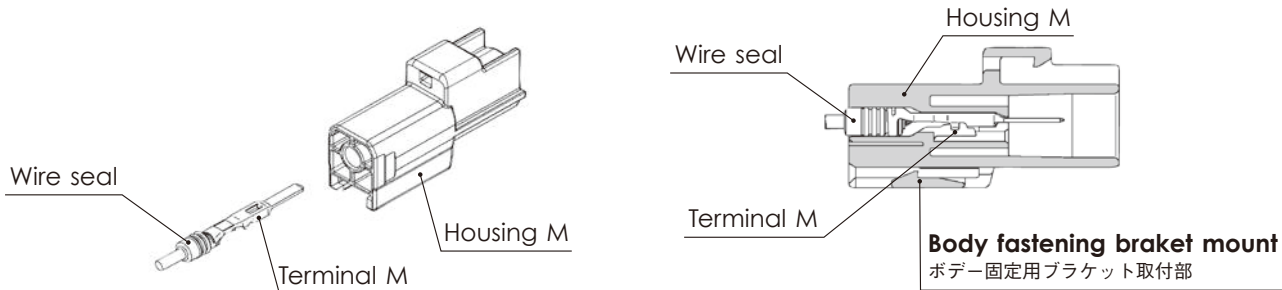
注意：専用の導通治具に関しては弊社営業担当にご確認下さい。

- RoHS / ELV 対応

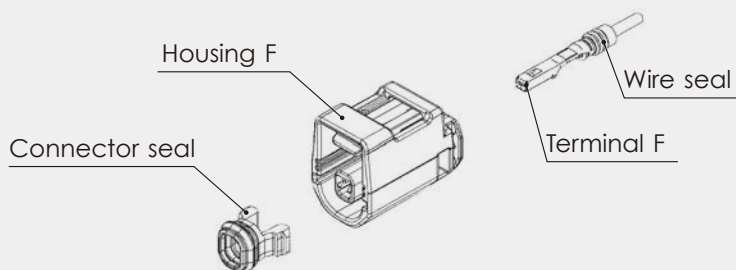
TL SEALED SERIES for STANDARD

2.3mm (090)

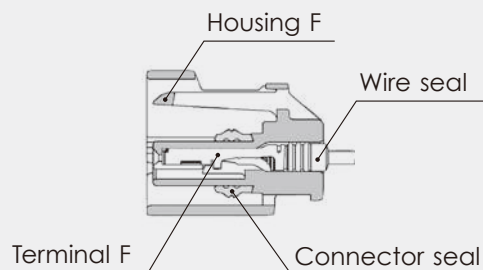
Structure / 構造



Connector M



Connector F



2.3mm (090)

Terminal (UNIT : mm)

Ref; 2.3mm Terminal detail
2.3mmターミナル参照頁

S	M (8230-4472)	L-02	F (8100-1427)	L-02
M	M (8230-4562)	L-02	F (8100-1429)	L-02
L	M (8230-4552)	L-02	F (8100-1428)	L-02

2.3mm (090)

Wire seals (UNIT : mm)

Ref; 2.3mm Wire Seals detail
2.3mmワイヤシール掲載頁

S (7165-0516)	J-06
M (7165-0515)	J-06
L (7165-0514)	J-06

2.3mm (090)

Dummy plugs (UNIT : mm)

Ref; 2.3mm Dummy plug detail

2.3mmダミー栓掲載頁

(7165-0193) J-07

- Dummy plugs are common to M and F.
- Dummy plugs are used to blind unused terminal holes.
- ダミー栓はM、F共用です。
- 不必要なターミナル穴を塞ぐために、ダミー栓を使用します。

2.3mm (090)

Housing (UNIT : mm)

Ref: Terminal part No. L-02
ターミナル参照頁

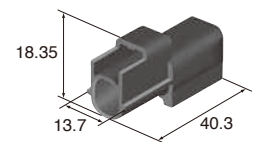
Ref: wire seal No. J-06
ワイヤシール参照頁

Ref: Dummy plug No. J-07
ダミー栓参照頁

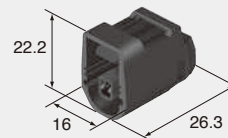
Material PBT
材質

1way

Color Black
色相 黒



M (6181-6658)




F (6189-7214)

Color Black
色相 黒

2way


F (6189-7189)



Color Black
色相 黒

4way


F (6189-7188)



Color Black
色相 黒


5way

F (6189-7190)



Color Black
色相 黒

SL SERIES



Features

The SL connector series is adopted a mechanism that detects terminal incomplete insertion by using a dedicated jig.

This series consists of 1.5mm, 2.3mm and 2.8mm types classified according to the terminal size, covering an extensive array of applications from signal circuits to low power circuits.

- These connectors can be directly secured to a bracket on the car body. In addition, an extra clip can be attached to the connector to secure it to the car body.
(Note: Please contact our sales staff, if you have any questions regarding the dedicated jig.)
- RoHS/ELV Compliant

特長

SL シリーズコネクタは、専用治具にて端子半挿入を検出する構造を採用しております。

ターミナルサイズにより1.5mm・2.3mm・2.8mm型で構成されており、信号回路からパワー回路まで幅広くご利用いただけます。

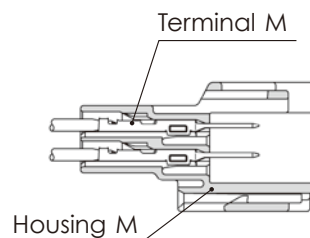
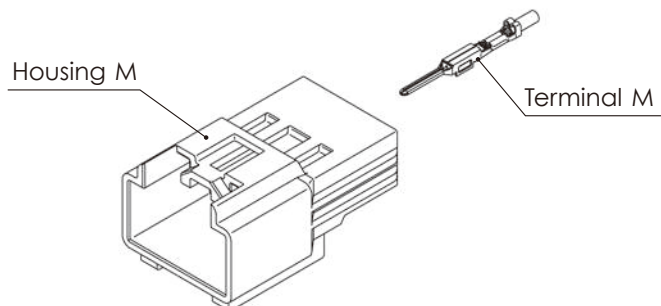
- コネクタは、ボデー側のブラケットに直接固定することができます。
またコネクタにはボデーに固定するためのクランプ（クリップ）を装着することができます。
注意：専用の導通治具に関しては弊社営業担当にご確認下さい。

- RoHS / ELV 対応

SL SERIES for STANDARD

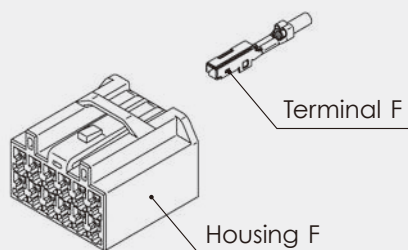
1.5mm (060)

Structure / 構造

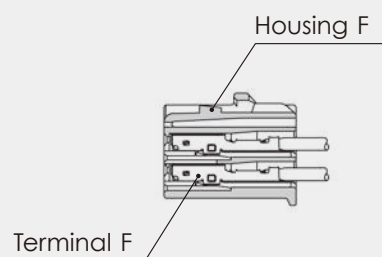


I-02

Connector M



Connector F



1.5mm (060)

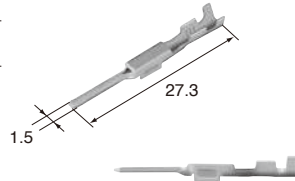
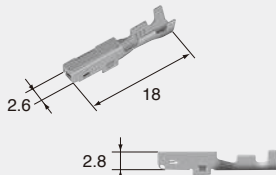
Terminal (UNIT : mm)

Note) L size terminal can be used for 14 poled connectors with insertion cavity specified.
For details please contact our sales staff.

※Lサイズターミナルの使用できるコネクタは限定されます。
必ず弊社営業担当にお問い合わせください。

(S)

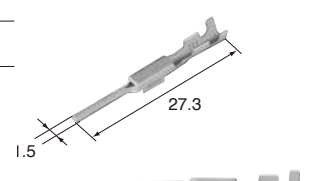
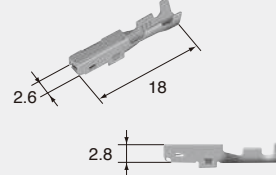
Cable size (mm ²) 適用電線サイズ	0.3~0.5
Material 材質	Heat-resistant copper alloy
Surface treatment 表面処理	Tin-plated Snメッキ

**M (8100-3382)**

Cable size (mm ²) 適用電線サイズ	0.3~0.5
Material 材質	Heat-resistant copper alloy
Surface treatment 表面処理	Tin-plated Snメッキ

F (8100-3391)**(S)**

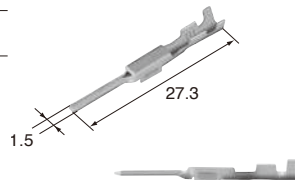
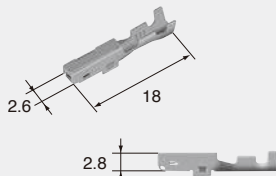
Cable size (mm ²) 適用電線サイズ	0.3~0.5
Material 材質	Heat-resistant copper alloy
Surface treatment 表面処理	Gold-plated Auメッキ

**M (8230-4883)**

Cable size (mm ²) 適用電線サイズ	0.3~0.5
Material 材質	Heat-resistant copper alloy
Surface treatment 表面処理	Gold-plated Auメッキ

F (8240-0135)**(M)**

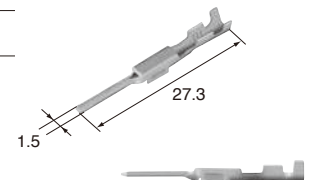
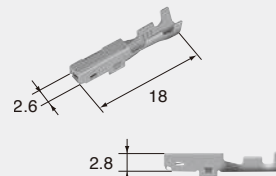
Cable size (mm ²) 適用電線サイズ	0.75, 0.85~1.25
Material 材質	Heat-resistant copper alloy
Surface treatment 表面処理	Tin-plated Snメッキ

**M (8100-3383)**

Cable size (mm ²) 適用電線サイズ	0.75, 0.85~1.25
Material 材質	Heat-resistant copper alloy
Surface treatment 表面処理	Tin-plated Snメッキ

F (8100-3392)**(L)**

Cable size (mm ²) 適用電線サイズ	2.0
Material 材質	Heat-resistant copper alloy
Surface treatment 表面処理	Tin-plated Snメッキ

**M (8100-3384)**

Cable size (mm ²) 適用電線サイズ	2.0
Material 材質	Heat-resistant copper alloy
Surface treatment 表面処理	Tin-plated Snメッキ

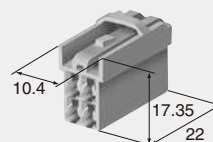
F (8100-3393)**1.5mm (060)****Housing** (UNIT : mm)

Ref: Terminal part No. I-02
ターミナル参照頁

Material PBT
材質

Note) Connector can be used together with 2mm² wire are 14 poled connectors.
For details of each product, please contact our sales staff.

※Lサイズターミナルの使用できるコネクタは限定されます。
必ず弊社営業担当にお問い合わせください。

4way**F (6098-3456)**


Color 色相 Natural 自然色

I-03

SL SERIES

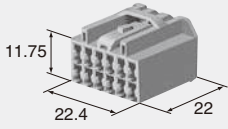
12way

Color Natural
色 相 自然色



M (6098-3449)

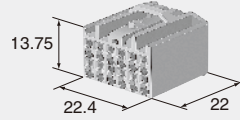
F (6098-8482)



Color Natural
色 相 自然色

12way

F (6098-4876)

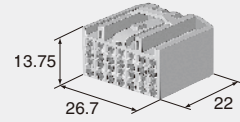


Color Natural
色 相 自然色

14way

F (6098-4877)

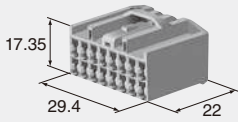
Note)



Color Natural
色 相 自然色

16way

F (6098-3453)



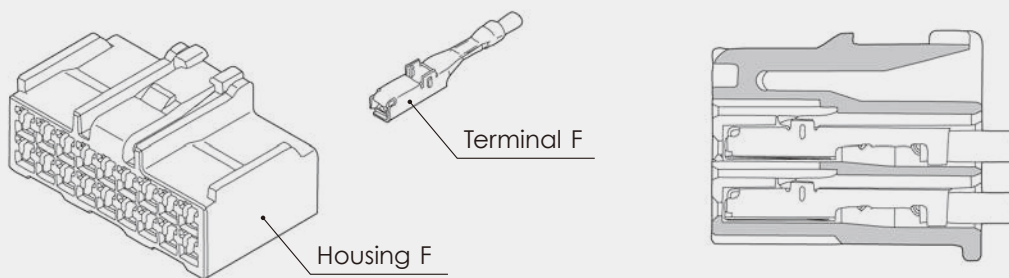
Color Natural
色 相 自然色

SL SERIES for STANDARD

2.3mm (090)

Structure / 構造

Connector F



I-05

SL SERIES

2.3mm (090)

Terminal (UNIT : mm)

Ref; 2.3mm Terminal detail
2.3mmターミナル参照頁

S	M (8230-4492)	A-10	F (8240-4882)	A-10
M	M (8230-4502)	A-10	F (8240-4892)	A-10
L	M (8230-4512)	A-10	F (8240-4942)	A-10

Regarding "Gold-plated Terminal", please refer "A-10".
AuメッキターミナルはA-10ご参照

2.3mm (090)

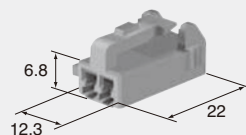
Housing (UNIT : mm)

Ref: Terminal part No. A-10
ターミナル参照頁

Material PBT
材質

2way

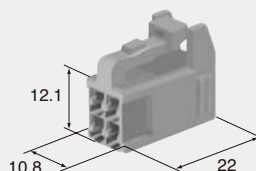
F (6240-5337)



Color Natural
色相 自然色

4way

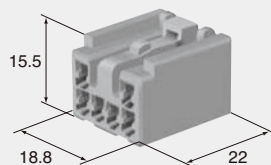
F (6098-8478)



Color Natural
色相 自然色

6way

F (6240-5339)



Color Natural
色相 自然色

6way

Color Natural
色相 自然色

Note With body fastening clamp
備考 回り止めクランプ付

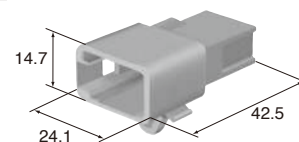
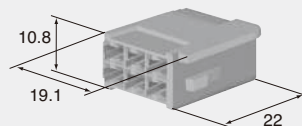


Plate thickness range for clamp :
t=0.6~2.0mm
Hole=7.2mm×12mm

M (6098-2679)

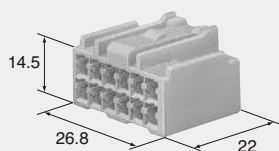
F (6098-2680)



Color Natural
色相 自然色

12way

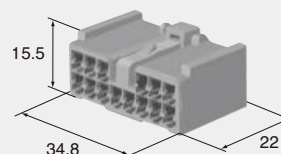
F (6098-1714)



Color Natural
色相 自然色

14way

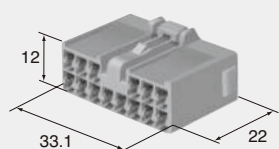
F (6098-1747)



Color Natural
色相 自然色

14way


F (6098-2101)



Color Natural
色相 自然色

14way


F (6098-1774)



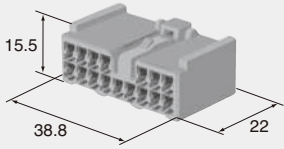
Color Black
色相 黒

16way

Color Natural
色 相 自然色



M (6098-1744)




Color Natural
色 相 自然色

F (6098-1746)

18way

F (6098-1627)

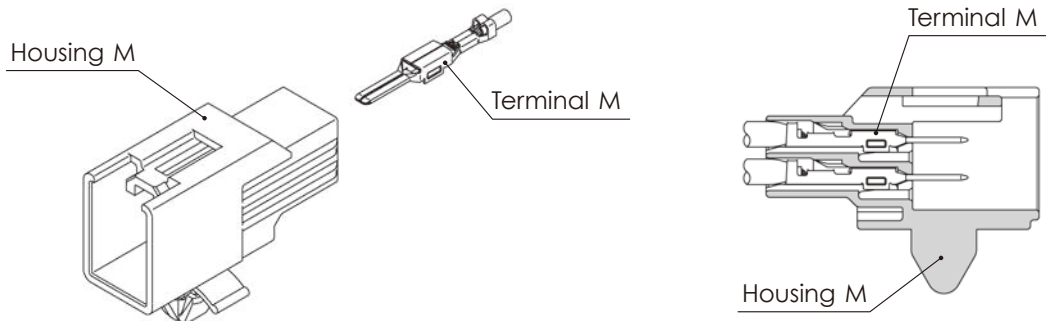


Color Natural
色 相 自然色

SL SERIES for STANDARD

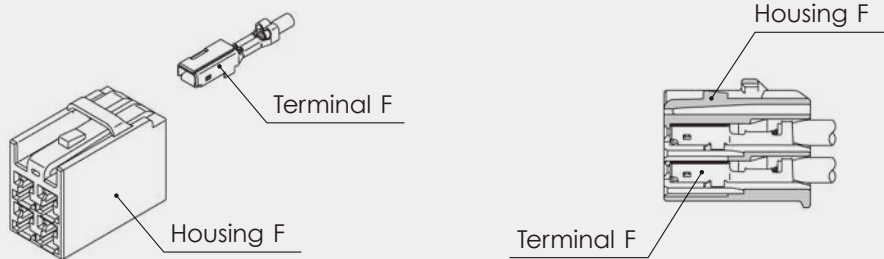
2.8mm (110)

Structure / 構造



Connector M

Connector F

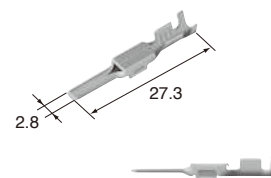


2.8mm (110)

Terminal (UNIT : mm)

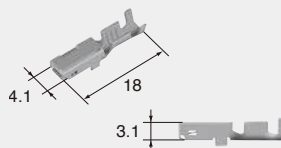
(S)

Cable size (mm ²) 適用電線サイズ	0.3~0.5
Material 材質	Heat-resistant copper alloy
Surface treatment 表面処理	Tin-plated Snメッキ



M (8100-3385)

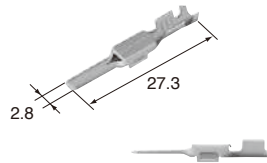
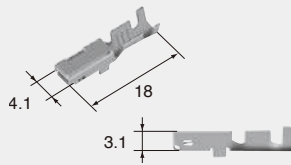
F (8100-3394)



Cable size (mm ²) 適用電線サイズ	0.3~0.5
Material 材質	Heat-resistant copper alloy
Surface treatment 表面処理	Tin-plated Snメッキ

(M)

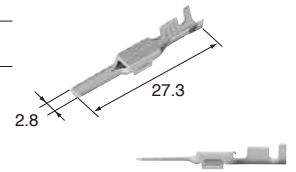
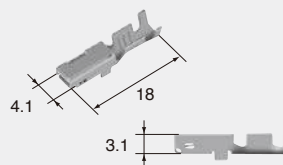
Cable size (mm ²) 適用電線サイズ	0.85~1.25
Material 材質	Heat-resistant copper alloy
Surface treatment 表面処理	Tin-plated Snメッキ

**M (8100-3386)****F (8100-3395)**

Cable size (mm ²) 適用電線サイズ	0.85~1.25
Material 材質	Heat-resistant copper alloy
Surface treatment 表面処理	Tin-plated Snメッキ

(L)

Cable size (mm ²) 適用電線サイズ	2.0~3.0
Material 材質	Heat-resistant copper alloy
Surface treatment 表面処理	Tin-plated Snメッキ

**M (8100-3387)****F (8100-3396)**

Cable size (mm ²) 適用電線サイズ	2.0~3.0
Material 材質	Heat-resistant copper alloy
Surface treatment 表面処理	Tin-plated Snメッキ

2.8mm (110)**Housing** (UNIT : mm)

Ref. Terminal part No.
ターミナル参照頁

I-08

Material 材質	PBT
----------------	-----

4way

Color 色相	Natural 自然色
Note 備考	With body fastening clamp 回り止めクランプ付


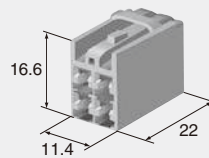


Plate thickness range for clamp:
t=0.6~2.0mm
Hole=7.2mm×10.2mm

M (6098-3452)**F (6098-8480)**

Color 色相	Natural 自然色
-------------	----------------

1.5mm, 2.8mm (060, 110)

Housing (UNIT : mm)

Ref: Terminal part No.	[1.5mm]	I-02
ターミナル参照頁	[2.8mm]	I-08

Material	PBT
材質	

No. of way/ () corresponds to 1.5mm, 2.8mm, in order from left to right.
Note) Connector can be used together with 2mm² wire are 14 poled connectors.
For details of each product, please contact our sales staff.


極数 / () 内表示: 左から1.5mm 極数、2.8mm 極数
※Lサイズターミナルの使用できるコネクタは限定されます。
必ず弊社営業担当にお問い合わせください。

SL SERIES for HYBRID

14way (10+4)

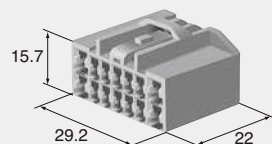
Color	Natural
色相	自然色

Note)



M (6098-3450)

F (6098-3458)



Note)

Color	Natural
色相	自然色

SL SEALED SERIES



Features

The SL sealed connector series is adopted a mechanism that detects terminal incomplete insertion by using a dedicated jig.

This series consists of 1.5mm, 2.3mm and 8.0mm types classified according to the terminal size, covering an extensive array of applications from signal circuits to low power circuits.

- These connectors can be directly secured to a bracket on the car body. In addition, an extra clip can be attached to the connector to secure it to the car body. (Note: Please contact our sales staff, if you have any questions regarding the dedicated jig.)
- RoHS/ELV Compliant

特長

SL 防水シリーズは、専用治具にて端子半挿入を検出する構造を採用しております。

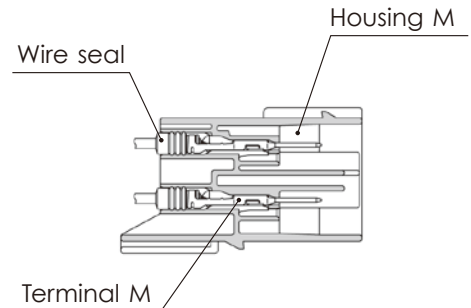
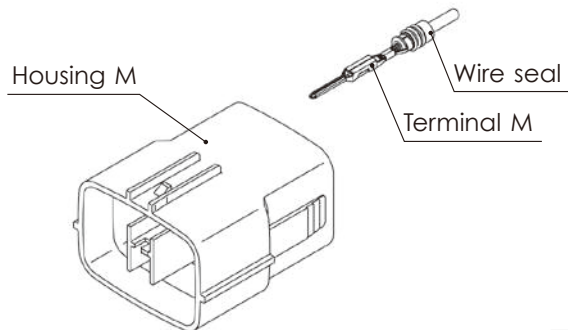
ターミナルサイズにより1.5mm・2.3mm・8.0mm型で構成されており、信号回路からパワー回路まで幅広くご利用いただけます。

- コネクタは、ボデー側のブラケットに直接固定することができます。
またコネクタにはボデーに固定するためのクランプ（クリップ）を装着することができます。
注意：専用の導通治具に関しては弊社営業担当にご確認下さい。
- RoHS / ELV 対応

SL SEALED SERIES for STANDARD

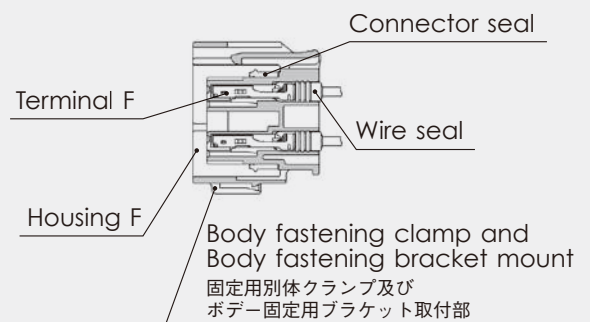
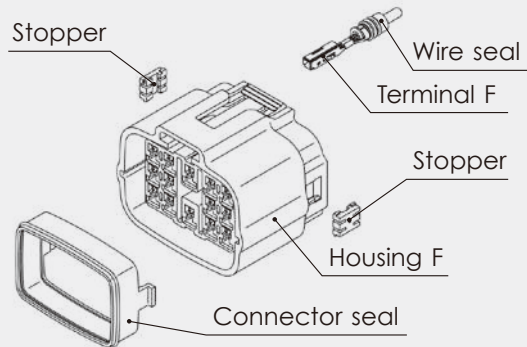
1.5mm (060)

Structure / 構造



Connector M

Connector F



1.5mm (060)

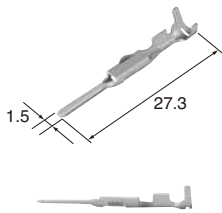
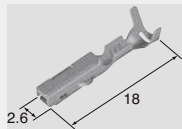
Terminal (UNIT : mm)

※ For terminal selection, please contact our sales staff.

※ターミナル選定にあたっては、必ず弊社営業担当にお問い合わせください。

(S)

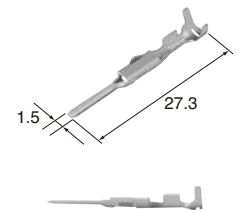
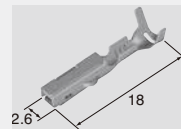
Cable size (mm ²) 適用電線サイズ	0.3~0.5
Material 材質	Heat-resistant copper alloy
Surface treatment 表面処理	Tin-plated Snメッキ

**M (8100-3388)**

Cable size (mm ²) 適用電線サイズ	0.3~0.5
Material 材質	Heat-resistant copper alloy
Surface treatment 表面処理	Tin-plated Snメッキ

F (8100-3397)**(S)****Au**

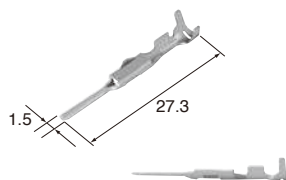

Cable size (mm ²) 適用電線サイズ	0.3~0.5
Material 材質	Heat-resistant copper alloy
Surface treatment 表面処理	Gold-plated Auメッキ

**M (8100-3504)**

Cable size (mm ²) 適用電線サイズ	0.3~0.5
Material 材質	Heat-resistant copper alloy
Surface treatment 表面処理	Gold-plated Auメッキ

F (8100-3402)**(M)**

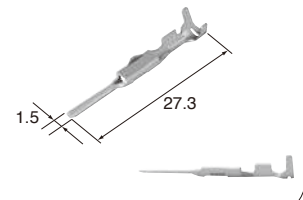
Cable size (mm ²) 適用電線サイズ	0.75~0.85
Material 材質	Heat-resistant copper alloy
Surface treatment 表面処理	Tin-plated Snメッキ

**M (8100-3389)**

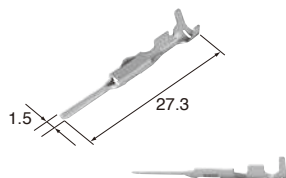
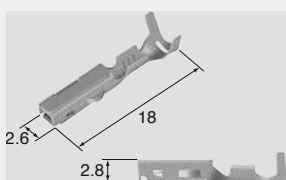
Cable size (mm ²) 適用電線サイズ	0.75~0.85
Material 材質	Heat-resistant copper alloy
Surface treatment 表面処理	Tin-plated Snメッキ

F (8100-3398)**(M)****Au**

Cable size (mm ²) 適用電線サイズ	0.75~0.85
Material 材質	Heat-resistant copper alloy
Surface treatment 表面処理	Gold-plated Auメッキ

**M (8100-3403)****(L)**

Cable size (mm ²) 適用電線サイズ	1.25~2.0
Material 材質	Heat-resistant copper alloy
Surface treatment 表面処理	Tin-plated Snメッキ

**M (8100-3390)**

Cable size (mm ²) 適用電線サイズ	1.25~2.0
Material 材質	Heat-resistant copper alloy
Surface treatment 表面処理	Tin-plated Snメッキ

F (8100-3399)**J-03**

SL SEALED SERIES

1.5mm (060)

Wire seals (UNIT : mm)

Ref; 1.5mm Terminal detail
1.5mmターミナル参照頁

S (7165-0516) J-07

M (7165-0515) J-07

L (7165-0514) J-07

1.5mm (060)

Dummy plugs (UNIT : mm)

Ref; 1.5mm Dummy plug detail
1.5mmダミー栓掲載頁

(7161-9787) B-15

(7165-0193) J-07

J-04

1.5mm (060)

Housing (UNIT : mm)

Ref: Terminal part No.
ターミナル参照頁 J-02

Ref: wire seal No.
ワイヤシール参照頁 J-06


Ref: Dummy plug No.
ダミー栓参照頁 B-15
J-07

Material
材質 PBT

2way


Color
色相 Black
黒

Note
備考 J-11
 Clamp:TYPE2



M (6181-6614)

F (6189-1076)




Color
色相 Black
黒

2way


Color
色相 Dark Gray
濃灰

Note
備考 J-11
 Clamp:TYPE2



M (6181-6509)

F (6189-1073)

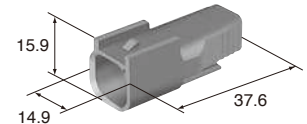


Color
色相 Dark Gray
濃灰

2way


Color
色相 Black
黒

Note
備考 J-11
 Clamp:TYPE2



M (6181-6492)

F (6189-1115)




Color
色相 Black
黒

Note
備考 J-11
 Clamp:TYPE1

2way

F (6189-1147)




Color
色相

Black
黒

2way

F (6189-1144)




Color
色相

Black
黒

2way

F (6189-1150)




Color
色相

Dark Gray
濃灰

2way

F (6189-1149)




Color
色相

Dark Gray
濃灰

3way

F (6189-7115)




Color
色相

Black
黒

14way

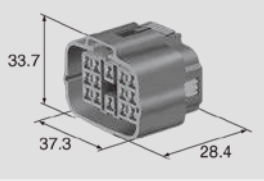
Color
色相

Dark Gray
濃灰



M (6181-0629)

F (6189-7262)



Color
色相

Dark Gray
濃灰

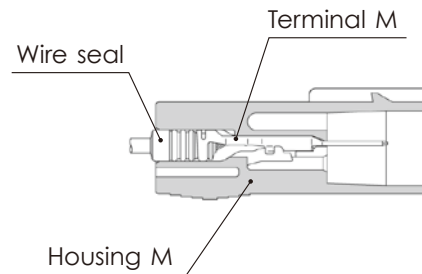
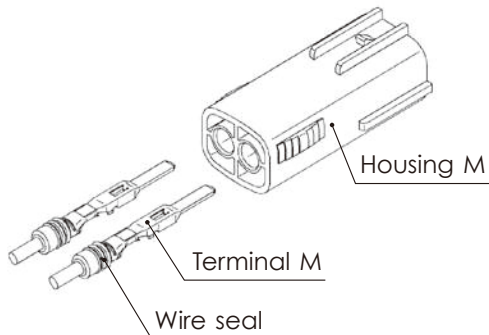
Note
備考

J-11
Clamp:TYPE1

SL SEALED SERIES for STANDARD

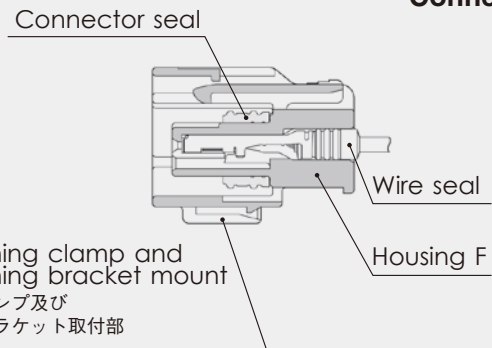
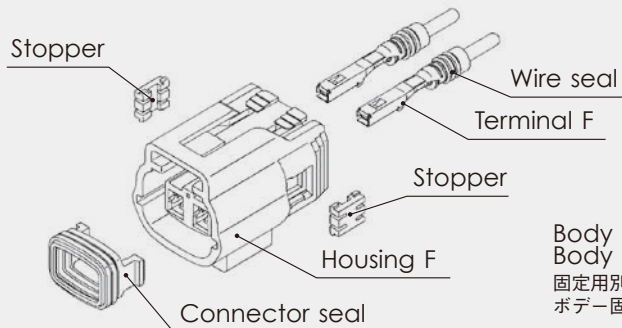
2.3mm (090)

Structure / 構造



Connector M

Connector F



Body fastening clamp and
Body fastening bracket mount
固定用別体クランプ及び
ボデー固定用ブラケット取付部

J-06

2.3mm (090)

Terminal (UNIT : mm)

Ref; 2.3mm Terminal detail
2.3mmターミナル参照頁

S (8230-4472) L-02 **F (8100-1427)** L-02

M (8230-4562) L-02 **F (8100-1429)** L-02

L (8230-4552) L-02 **F (8100-1428)** L-02

Regarding "Gold-plated Terminal", please refer "L-02".
AuメッキターミナルはL-02ご参照

2.3mm (090)

Wire seals (UNIT : mm)

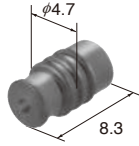
The wire seals are common to M and F.
ワイヤシールは、M、F 共用です。

(S)**(7165-0516)**

Cable overall diameter(mm) Over than 1.4 mm below 1.6 mm
 電線仕上り外径 1.4 mmを越え1.6 mm以下

Material Silicon
 材質 シリコン


Color Black
 色相 黒

**(M)****(7165-0515)**

Cable overall diameter(mm) Over than 1.6 mm below 2.4 mm
 電線仕上り外径 1.6 mmを越え2.4 mm以下

Material Silicon
 材質 シリコン


Color Gray
 色相 灰

**(L)****(7165-0514)**

Cable overall diameter(mm) Over than 2.4 mm below 2.7 mm
 電線仕上り外径 2.4 mmを越え2.7 mm以下

Material Silicon
 材質 シリコン

Color Dark Green
 色相 濃緑



2.3mm (090)

Dummy plugs (UNIT : mm)

Ref; 2.3mm Dummy plug detail

2.3mmダミー栓掲載頁

(7161-9787) B-15

- Dummy plugs are common to M and F.
- Dummy plugs are used to blind unused terminal holes.
- ダミー栓はM、F共用です。
- 不必要なターミナル穴を塞ぐために、ダミー栓を使用します。

2.3mm (090)

Housing (UNIT : mm)

Ref: Terminal part No. L-02
 ターミナル参照頁

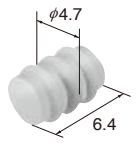
Ref: wire seal No. J-06
 ワイヤシール参照頁

Ref: Dummy plug No. B-15
 ダミー栓参照頁 J-07

Material PBT
 材質



(7165-0193)

Material Silicon
 材質 シリコン
 Color Green
 色相 緑



1way


Color Dark Gray
 色相 濃灰

**M (6181-0436)****F (6189-0639)**

Color Dark Gray
 色相 濃灰
 Note J-11
 備考 Clamp:TYPE1


2way

Color 色相 Dark Gray 濃灰



M (6181-0437)


F (6189-0640)



Color 色相 Dark Gray 濃灰
 Note 備考 J-11
 Clamp:TYPE1


3way

Color 色相 Dark Gray 濃灰



M (6181-0438)


F (6189-7784)



Color 色相 Dark Gray 濃灰
 Note 備考 J-11
 Clamp:TYPE1

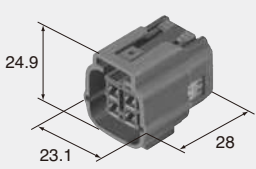
4way

Color 色相 Dark Gray 濃灰



M (6181-0439)


F (6189-0643)



Color 色相 Dark Gray 濃灰
 Note 備考 J-11
 Clamp:TYPE1


6way

Color 色相 Dark Gray 濃灰



M (6181-0440)

F (6189-0648)

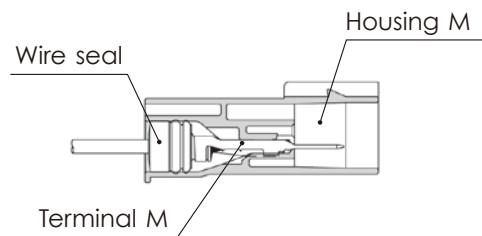
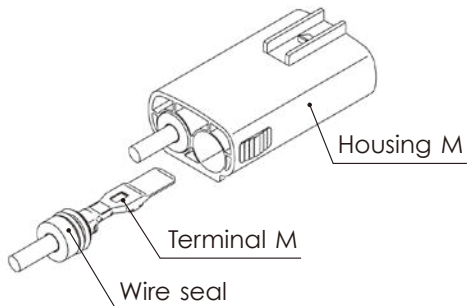


Color 色相 Dark Gray 濃灰
 Note 備考 J-11
 Clamp:TYPE1

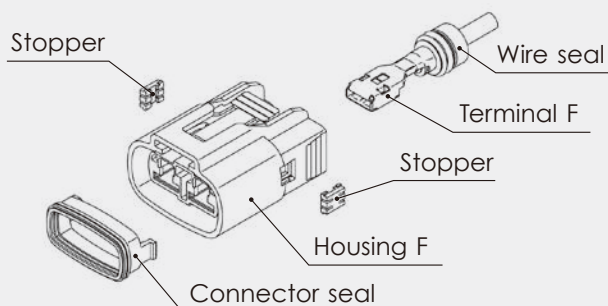
SL SEALED SERIES for STANDARD

8.0mm (312)

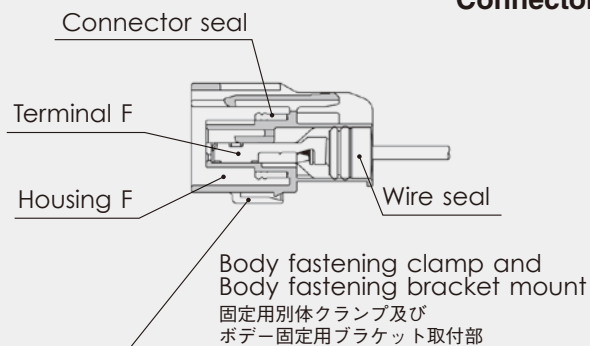
Structure / 構造



Connector M



Connector F



J-09

SL SEALED SERIES

8.0mm (312)

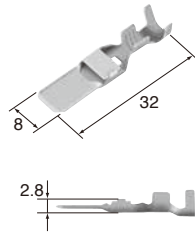
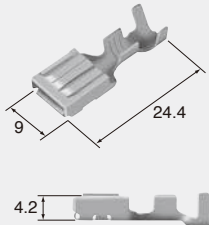
Terminal (UNIT : mm)

※ For terminal selection, please contact our sales staff.

※ ターミナル選定にあたっては、必ず弊社営業担当にお問い合わせください。

(M)

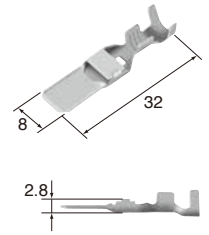
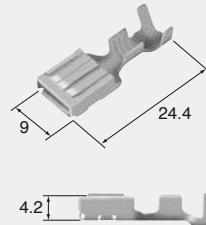
Cable size (mm ²) 適用電線サイズ	2.0~3.0
Material 材質	Brass 黄銅
Surface treatment 表面処理	Tin-plated Snメッキ

**M (8100-3259)****F (8100-3257)**

Cable size (mm ²) 適用電線サイズ	2.0~3.0
Material 材質	Heat-resistant copper alloy
Surface treatment 表面処理	Tin-plated Snメッキ

(L)

Cable size (mm ²) 適用電線サイズ	5.0~8.0
Material 材質	Brass 黄銅
Surface treatment 表面処理	Tin-plated Snメッキ

**M (8100-3260)****F (8100-3258)**

Cable size (mm ²) 適用電線サイズ	5.0~8.0
Material 材質	Heat-resistant copper alloy
Surface treatment 表面処理	Tin-plated Snメッキ

J-10

8.0mm (312)

Wire seals (UNIT : mm)

Ref: 8.0mm Wire Seals detail
8.0mmワイヤシール掲載頁

SS (7165-0683) B-24

S (7165-0400) B-24

M (7165-0392) B-24

L (7165-0393) B-24

The wire seals are common to M and F.
ワイヤシールはM、F共用です。

8.0mm (312)

Housing (UNIT : mm)

Ref: Terminal part No.
ターミナル参照頁

J-09

Ref: wire seal No.
ワイヤシール参照頁

B-24

Ref: Dummy plug No.
ダミー栓参照頁

B-25

Material
材質

PBT

8.0mm (312)

Dummy plugs (UNIT : mm)



Ref: 8.0mm Dummy plug detail
8.0mmダミー栓掲載頁

(7165-0180) B-25

- Dummy plugs are common to M and F.
- Dummy plugs are used to blind unused terminal holes.
- ダミー栓はM、F共用です。
- 不必要なターミナル穴を塞ぐために、ダミー栓を使用します。

2way

Color 色相	Dark Gray 濃灰
-------------	-----------------

**M (6181-0613)****F (6189-0915)**

Color 色相	Dark Gray 濃灰
Note 備考	J-11 Clamp:TYPE1

SL SEALED SERIES COMMON USE PARTS

Body fastening clamp (mm)

1.5mm standard type, 2.3mm standard type and 8.0mm standard type connectors, the clamp can be installed.

※ The detail dimensions for the mounting portion are specified in drawing

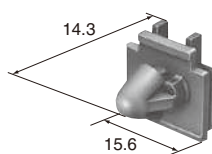
1.5mm 標準・2.3mm 標準・8.0mm 標準のコネクタには、ボデー固定用クランプを必要に応じて取付けることができます。

※取付部詳細寸法は、別途図面により規定します。

Type 1

(6810-1584)

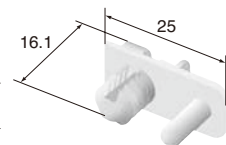
Material 材質	PBT
Color 色相	Brown 茶
hole size 穴径	7.2×10.2
Plate thickness range for clamp クランプ適合板厚	t=0.7~2.0



Type 2

(6810-4982)

Material 材質	PA66
Color 色相	Natural 自然色
Plate thickness range for clamp クランプ適合板厚	t=2.0



DL SERIES



Features

The DL connector series has a mechanism that detects when terminals are not inserted completely.

This series consists of 0.64mm, 1.0mm and 2.3mm types classified according to the terminal size, supporting use in a variety of control circuits and low power circuits.

- The connector mechanism only allows the retainer to be set when the terminal is completely inserted.
- These connectors can be directly secured to a bracket on the car body.
- RoHS/ELV Compliant

特長

DLシリーズは、挿入不足のターミナルを検知する機構を備えたコネクタシリーズです。

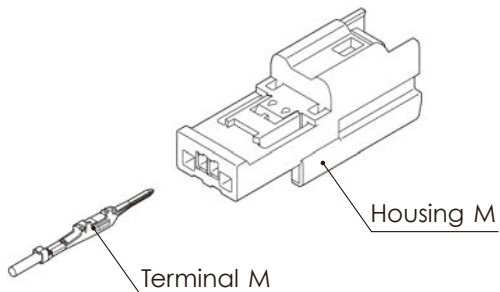
ターミナルサイズにより0.64mm・1.0mm・2.3mm型で構成されており、各種の制御回路並びに低パワー回路に対応することができます。

- ターミナルが半挿入の状態では、リテーナが装着できない機構になっています。
- コネクタはボデー側のブラケットに直接固定することができます。
- RoHS／ELV対応

DL SERIES for STANDARD

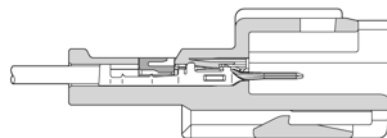
0.64mm (025)

Structure / 構造



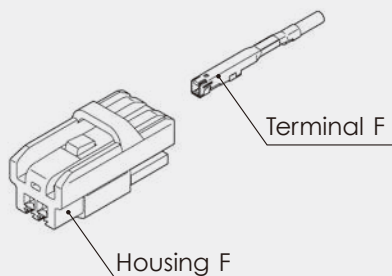
After setting retainer

リテーナ装着後



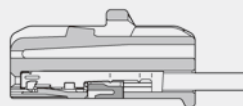
Connector M

Connector F



After setting retainer

リテーナ装着後



K-02

0.64mm (025)

Terminal (UNIT : mm)

Ref: 0.64mm Terminal detail

0.64mmターミナル参照頁

S M (8100-4028) C-02 F (8100-4029) C-02

M M (8100-4027) C-02 F (8100-4030) C-02

0.64mm (025)

Housing (UNIT : mm)

Ref: Terminal part No.

ターミナル参照頁

C-02

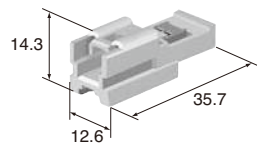
Material

材質

PBT

2way

Color
色相 Natural
自然色



M (6098-4569)

Color
色相 Natural
自然色

Note
備考 With body fastening clamp.
回り止めクランプ付

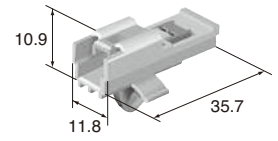
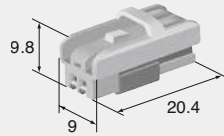


Plate thickness range for clamp:
 $t=0.6\sim 2.0\text{mm}$
Hole= $7.2\text{mm}\times 10.2\text{mm}$

M (6098-4567)

F (6098-4565)



Color
色相 Natural
自然色

K-03

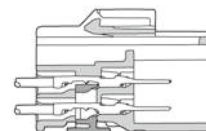
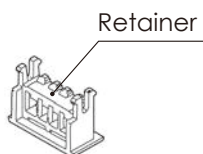
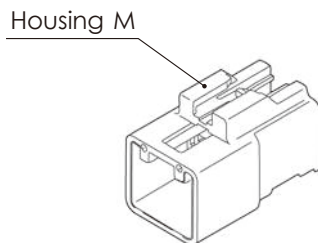
DL SERIES

DL SERIES for STANDARD

1.0mm (040)

This connector has a terminal pitch of 2.5 mm.
端子間ピッチ2.5mmのコネクタです。

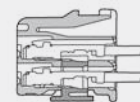
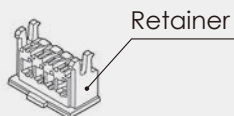
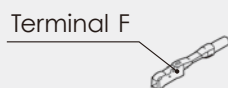
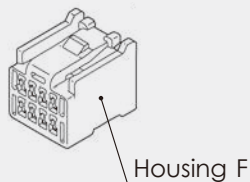
Structure / 構造



Retainer sliding direction

リテーナを押込むことにより、端子の半挿入状態を検知できます。

Connector M



Retainer sliding direction

リテーナを押込むことにより、端子の半挿入状態を検知できます。

Connector F

K-04

1.0mm (040)

Terminal (UNIT : mm)

※ For terminal selection, please contact our sales staff.
Note) M size terminal can be used connector with insertion cavity specified. For details please contact our sales staff.

※ Surface treatment of gold-plated is available to meet your needs.

Thick size is for the time being now.

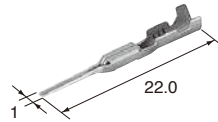
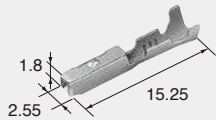
※ ターミナル選定にあたっては、必ず弊社営業担当にお問い合わせください。

注) M サイズターミナルの使用出来るコネクタは限定されます。必ず弊社営業担当にお問い合わせください。

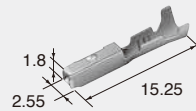
※ Auメッキ仕様については、必要に応じ設定は可能です。尚、太物サイズについては、現在の所、暫定とさせていただきます。

(S)

Cable size (mm ²) 適用電線サイズ	0.3~0.5
Material 材質	Brass 黄銅
Surface treatment 表面処理	Tin-plated Snメッキ

**M (8100-2512)**

Cable size (mm ²) 適用電線サイズ	0.3~0.5
Material 材質	Heat-resistant copper alloy
Surface treatment 表面処理	Tin-plated Snメッキ


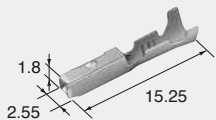
F (8100-1710)**(S)****Au****F (8240-0300)**

Cable size (mm ²) 適用電線サイズ	0.3~0.5
Material 材質	Heat-resistant copper alloy
Surface treatment 表面処理	Gold-plated Auメッキ

(M)

Cable size (mm ²) 適用電線サイズ	0.75, 0.85~1.25
Material 材質	Brass 黄銅
Surface treatment 表面処理	Tin-plated Snメッキ

Note)

**M (8100-2513)**

Cable size (mm ²) 適用電線サイズ	0.75, 0.85~1.25
Material 材質	Heat-resistant copper alloy
Surface treatment 表面処理	Tin-plated Snメッキ

Note)

F (8100-2514)**1.0mm (040)****Housing** (UNIT : mm)

Ref: Terminal part No. K-04
ターミナル参照頁


Material PBT
材質

Note) M size terminal can be used connector with insertion cavity specified. For details please contact our sales staff.

注) Mサイズターミナルの使用出来るコネクタは限定されます。

4way

Color Natural
色相 自然色

**M (6098-2158)****F (6098-2013)**

Color Natural
色相 自然色

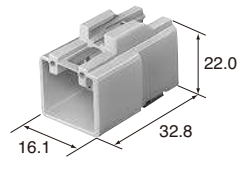
K-05

DL SERIES

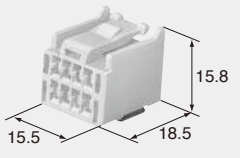
8way

Color 色相 Natural 自然色

Note)



M (6098-2206) F (6098-2208)

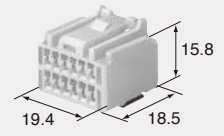


Note)

Color 色相 Natural 自然色

12way


F (6098-2289)



Color 色相 Natural 自然色

16way

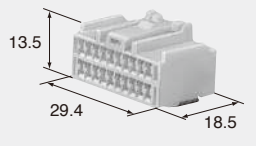
F (6098-1624)



Color 色相 Natural 自然色

20way

F (6098-1626)

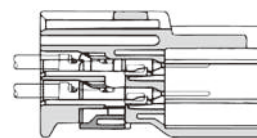
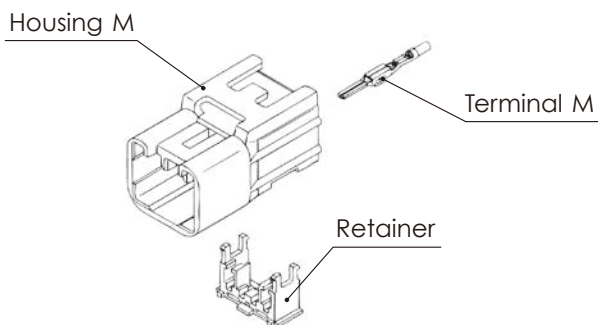


Color 色相 Natural 自然色

DL SERIES for STANDARD

2.3mm (090)

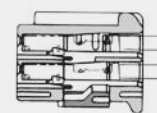
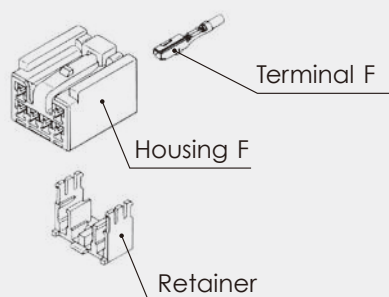
Structure / 構造



Retainer sliding direction

リテーナを押込むことにより、端子の半挿入状態を検知できます。

Connector M



Retainer sliding direction

リテーナを押込むことにより、端子の半挿入状態を検知できます。

Connector F

K-07

DL SERIES

2.3mm (090)

Terminal (UNIT : mm)

Ref: 2.3mm Terminal detail
2.3mmターミナル参照頁

S M (8230-4492) A-10 **F** (8240-4882) A-10

M M (8230-4502) A-10 **F** (8240-4892) A-10

L M (8230-4512) A-10 **F** (8240-4942) A-10

Regarding "Gold-plated Terminal", please refer "A-10".
AuメッキターミナルはA-10ご参照

2.3mm (090)

Housing (UNIT : mm)

Ref: Terminal part No.
ターミナル参照頁

A-10

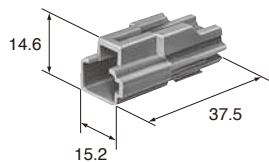
Material
材質

Low water absorption
Nylon

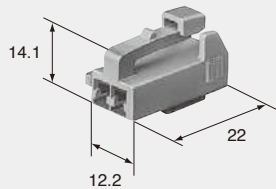
K-08

2way

Color 色相 Natural 自然色



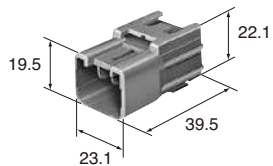
M (6249-1248) F (6249-1251)



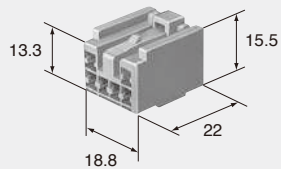
Color 色相 Natural 自然色

6way

Color 色相 Natural 自然色



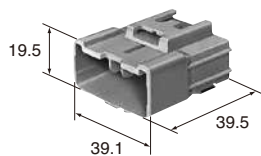
M (6249-1250) F (6249-1253)



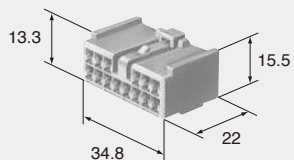
Color 色相 Natural 自然色

14way

Color 色相 Natural 自然色




M (6249-1265) F (6248-5309)



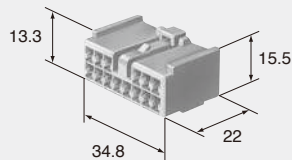
Color 色相 Natural 自然色

16way

Color 色相 Natural 自然色



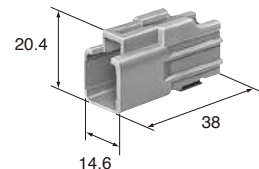
M (6249-1266) F (6248-5310)



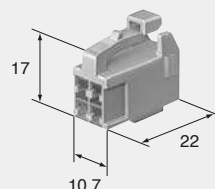
Color 色相 Natural 自然色

4way

Color 色相 Natural 自然色



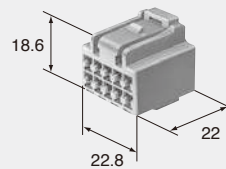
M (6249-1249) F (6249-1252)



Color 色相 Natural 自然色


10way

F (6248-5311)



Color 色相 Natural 自然色

DL SEALED SERIES



Features

The DL sealed connector series has a mechanism that detects when terminals are not inserted completely.

The series consists of 2.3mm type covering an extensive array of applications from signal circuits to power circuits.

- The connector mechanism only allows the retainer to be set when the terminal is completely inserted.
- These connectors can be directly secured to a bracket on the car body.
- In addition, an extra clip can be attached to the connector to secure it to the car body.
- RoHS/ELV Compliant

特長

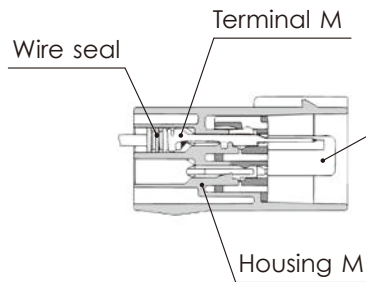
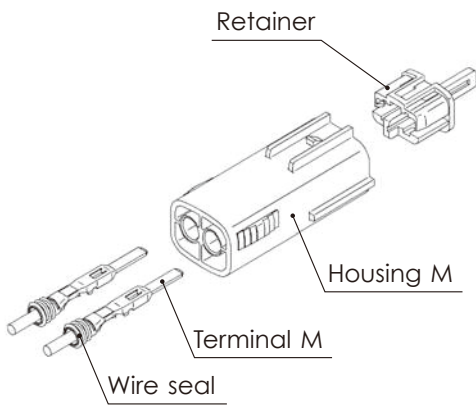
DL 防水シリーズは、挿入不足のターミナルを検知する機構を備えたコネクタシリーズです。ターミナルサイズが2.3mm型で構成されており、信号回路からパワー回路まで幅広くご利用いただけます。

- ターミナルが半挿入の状態では、リテーナが装着できない機構になっています。
- コネクタは、ボデー側のブラケットに直接固定することができます。
- またコネクタにはボデーに固定するためのクランプ（クリップ）を装着することができます。
- RoHS / ELV 対応

DL SEALED SERIES for STANDARD

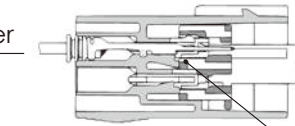
2.3mm (090)

Structure / 構造



Detecting structure for incomplete terminal insertion

ターミナル半挿入検知構造

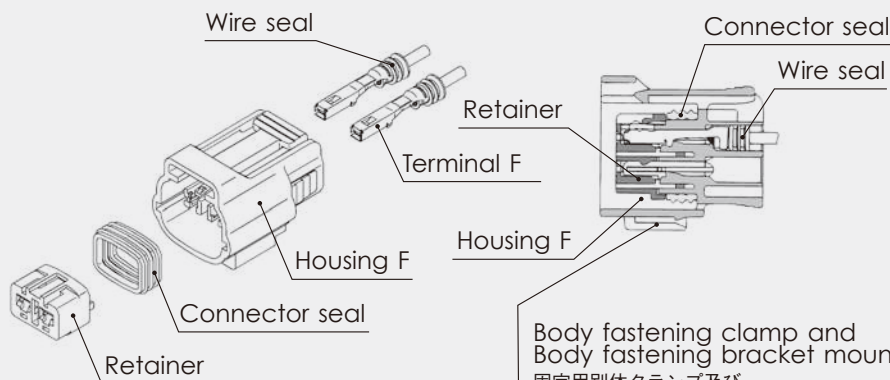


Detection for incomplete terminal insertion
ターミナル半挿入検知状態

L-02

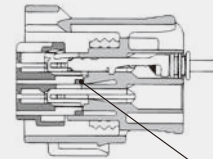
Connector M

Connector F



Detecting structure for incomplete terminal insertion

ターミナル半挿入検知構造



Detection for incomplete terminal insertion
ターミナル半挿入検知状態

2.3mm (090)

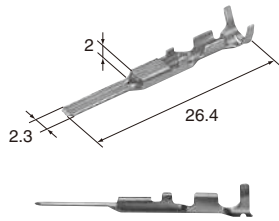
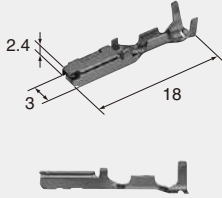
Terminal (UNIT : mm)

※ For terminal selection, please contact our sales staff.

※ターミナル選定にあたっては、必ず弊社営業担当にお問い合わせください。

(S)

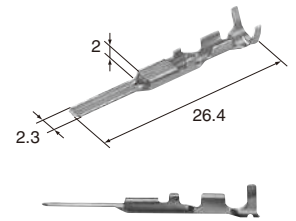
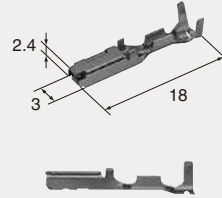
Cable size (mm ²) 適用電線サイズ	0.3~0.5
Material 材質	Brass 黄銅
Surface treatment 表面処理	Tin-plated Snメッキ

**M (8230-4472)****F (8100-1427)**

Cable size (mm ²) 適用電線サイズ	0.3~0.5
Material 材質	Heat-resistant copper alloy
Surface treatment 表面処理	Tin-plated Snメッキ

(S)**Au**

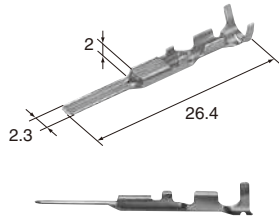
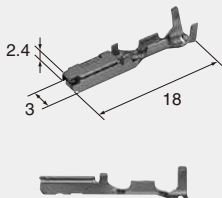
Cable size (mm ²) 適用電線サイズ	0.3~0.5
Material 材質	Brass 黄銅
Surface treatment 表面処理	Gold-plated Auメッキ

**M (1500-0159)****F (8100-1458)**

Cable size (mm ²) 適用電線サイズ	0.3~0.5
Material 材質	Heat-resistant copper alloy
Surface treatment 表面処理	Gold-plated Auメッキ

(M)

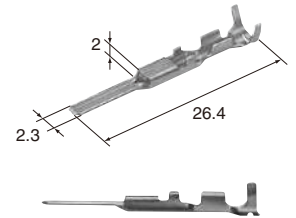
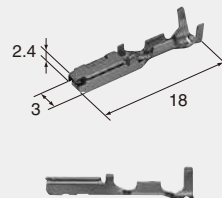
Cable size (mm ²) 適用電線サイズ	0.75~0.85
Material 材質	Brass 黄銅
Surface treatment 表面処理	Tin-plated Snメッキ

**M (8230-4562)****F (8100-1429)**

Cable size (mm ²) 適用電線サイズ	0.75~0.85
Material 材質	Heat-resistant copper alloy
Surface treatment 表面処理	Tin-plated Snメッキ

(M)**Au**

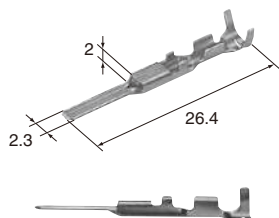
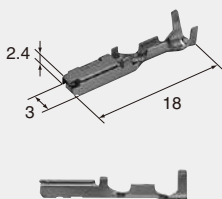
Cable size (mm ²) 適用電線サイズ	0.75~0.85
Material 材質	Brass 黄銅
Surface treatment 表面処理	Gold-plated Auメッキ

**M (1500-0169)****F (8100-1460)**

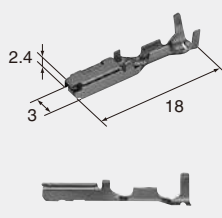
Cable size (mm ²) 適用電線サイズ	0.75~0.85
Material 材質	Heat-resistant copper alloy
Surface treatment 表面処理	Gold-plated Auメッキ

(L)

Cable size (mm ²) 適用電線サイズ	1.25~2.0
Material 材質	Brass 黄銅
Surface treatment 表面処理	Tin-plated Snメッキ

**M (8230-4552)****F (8100-1428)**

Cable size (mm ²) 適用電線サイズ	1.25~2.0
Material 材質	Heat-resistant copper alloy
Surface treatment 表面処理	Tin-plated Snメッキ

(L)**Au****F (8100-1459)**

Cable size (mm ²) 適用電線サイズ	1.25~2.0
Material 材質	Heat-resistant copper alloy
Surface treatment 表面処理	Gold-plated Auメッキ

2.3mm (090)

Wire seals (UNIT : mm)

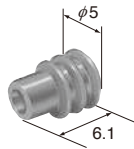
- The wire seals are common to M and F.
- ワイヤシールは M、F 共用です。

(S)

(7165-0118)

Cable overall diameter(mm) Over than 1.5 mm below 2.0 mm
電線仕上り外径 1.5 mmを越え2.0 mm以下

Material 材質	NBR
Color 色相	Blue 青

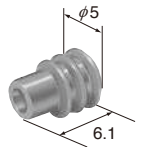


(SS)

(7165-0210)

Cable overall diameter(mm) Over than 1.1 mm below 1.5 mm
電線仕上り外径 1.1 mmを越え1.5 mm以下

Material 材質	NBR
Color 色相	Red 赤

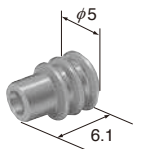


(M)

(7165-0119)

Cable overall diameter(mm) Over than 2.0 mm below 2.9 mm
電線仕上り外径 2.0 mmを越え2.9 mm以下

Material 材質	NBR
Color 色相	Brown 茶



2.3mm (090)

Dummy plugs (UNIT : mm)

Ref; 2.3mm Dummy plug detail
2.3mmダミー栓掲載頁

(7161-9787) B-15

(7165-0193) J-07

- Dummy plugs are common to M and F.
- Dummy plugs are used to blind unused terminal holes.
- ダミー栓は M、F 共用です。
- 不必要なターミナル穴を塞ぐために、ダミー栓を使用します。

2.3mm (090)

Housing (UNIT : mm)

Ref: Terminal part No. L-02
ターミナル参照頁


Ref: wire seal No. L-04
ワイヤシール参照頁

Ref: Dummy plug No. B-11
ダミー栓参照頁

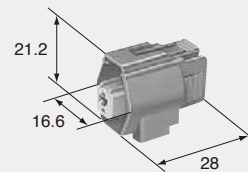
Material PBT or Low water absorption Nylon
材質

1way

Color Dark Gray
色相 濃灰



M (6195-0240)




Color Dark Gray
色相 濃灰
Note L-07
備考 Bracket Clamp : TYPE2

F (6195-0066)


2way

Color Dark Gray
色相 濃灰



M (6195-0006)


F (6195-0003)



Color Dark Gray
色相 濃灰
Note L-07
備考 Bracket Clamp : TYPE2

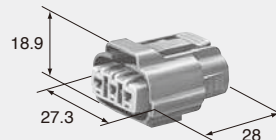
3way

Color Dark Gray
色相 濃灰



M (6195-0012)

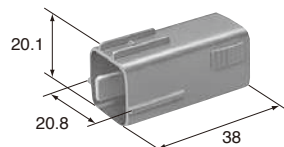
F (6195-0009)



Color Dark Gray
色相 濃灰
Note L-07
備考 Bracket Clamp : TYPE2


4way

Color Dark Gray
色相 濃灰



M (6195-0018)

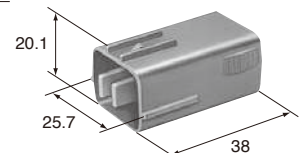
F (6195-0015)



Color Dark Gray
色相 濃灰
Note L-07
備考 Bracket Clamp : TYPE2


6way

Color Dark Gray
色相 濃灰



M (6195-0024)


F (6195-0021)



Color Dark Gray
色相 濃灰
Note L-07
備考 Bracket Clamp : TYPE2


8way

Color 色相 Dark Gray 濃灰



M (6195-0054)


F (6195-0051)



Color 色相 Dark Gray 濃灰
Note 備考 L-07 Bracket Clamp : TYPE2


10way

Color 色相 Light Gray 薄灰



M (6195-0167)


F (6195-0164)



Color 色相 Light Gray 薄灰
Note 備考 L-07 Bracket Clamp : TYPE2


12way

Color 色相 Dark Gray 濃灰



M (6195-0152)

F (6195-0149)

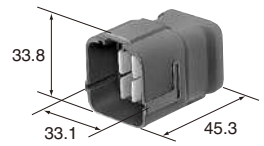


Color 色相 Dark Gray 濃灰
Note 備考 L-07 Bracket Clamp : TYPE2

16way

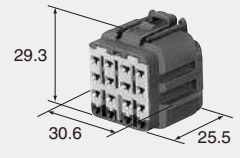
Color 色相 Dark Gray 濃灰

Note 備考 L-07 Bracket Clamp : TYPE1



M (6188-0495)

F (6189-0715)



Color 色相 Dark Gray 濃灰

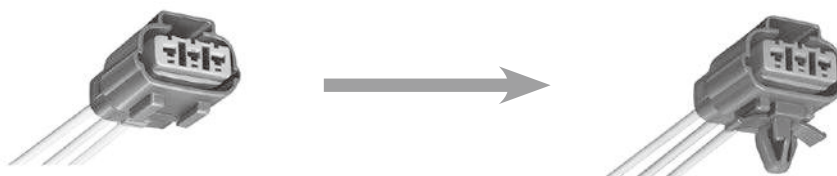
DL SEALED SERIES COMMON USE PARTS

Body fastening clamp (mm)

2.3mm standard type connectors, the clamp can be installed.

※ The detail dimensions for the mounting portion are specified in drawing
2.3mm 標準のコネクタには、ボデー固定用クランプを必要に応じて取付ける
ことができます。

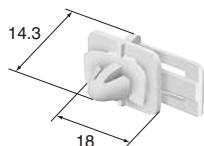
※取付部詳細寸法は、別途図面により規定します。



Type 1

(6810-2653)

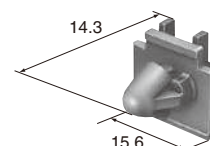
Material 材質	PA6T
Color 色相	Natural 自然色
hole size 穴径	φ 7.0
Plate thickness range for clamp クランプ適合板厚	t=0.6~1.6




Type 2

(6810-1584)

Material 材質	PBT
Color 色相	Brown 茶
hole size 穴径	7.2×10.2
Plate thickness range for clamp クランプ適合板厚	t=0.7~2.0



HFC III SERIES



Features

HFC III (High Frequency Connector) series are connectors that connect on-board multimedia devices, such as GPS, TV, VICS and etc., and coaxial wires. These are also suitable for mobile telephone and sensor circuit.

- It reduces reflection/transmission loss and restrains noise radiation. It achieved smaller size with higher performance.
- Hybrid types for high frequency coaxial wire and automobile wire (AV) are established. (It supports diversity receiving system).
- Retainer for secondary lock is preloaded and the structure allows the high frequency coaxial wire and AV wire to be set by one operation. Therefore improvement of assembling operation can be planned.
- RoHS/ELV Compliant

特 長

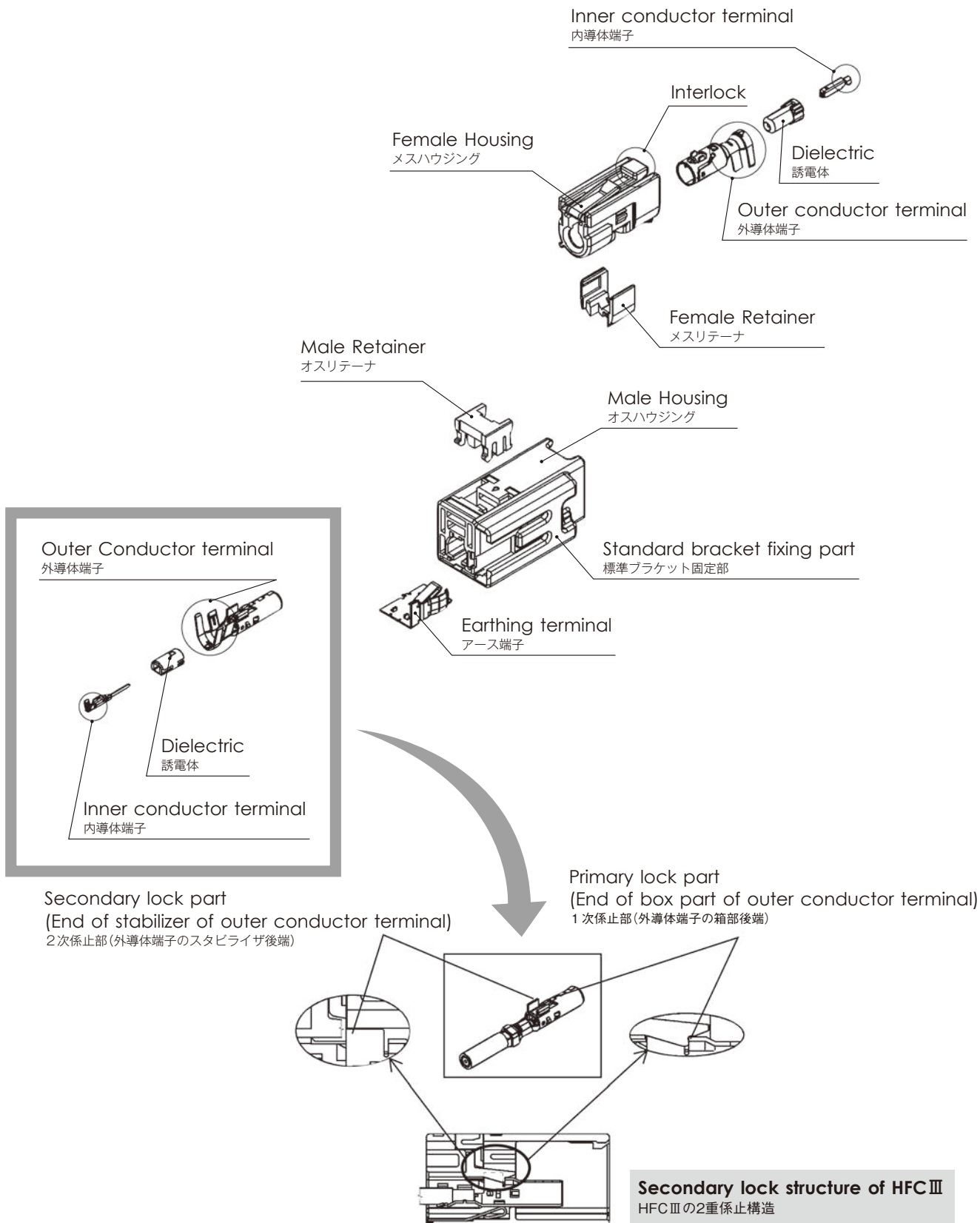
HFC IIIシリーズ（高周波コネクタ）はGPS・TV・VICSなどの車載マルチメディア機器と同じ同軸線の接続用コネクタで車載電話・センサ回路にも適したコネクタです。

- 伝送損失、反射、ノイズ放射を抑制し、小型高性能化を実現しています。
- 高周波同軸線と自動車用電線（AV）のハイブリッドタイプを設定しています。（ダイバシティ受信方式に対応しています。）
- 二重係止用リテーナは予め組み付けられており、高周波同軸線とAV線が同一作業でセットできる構造により、組み付け作業の向上が図れます。
- RoHS / ELV 対応

HFC III SERIES for STANDARD

Structure / 構造

M-02



Secondary lock structure of HFC III
HFC IIIの2重係止構造

Basic specification / 基本仕様

Type		1 way coaxial wire 2 way coaxial wire + 1 way AV wire 2 way coaxial wire + 2 way AV wire 3 way coaxial wire 4 way coaxial wire + 2 way AV wire			
Contact resistance 接触抵抗	Coaxial wire 同軸線	Max. 20mΩ (Initial / 初期)			
	AV wire AV線	Max. 8mΩ (Initial / 初期)			
Insulation resistance 絶縁抵抗		Min. 100MΩ			
Working temperature 使用温度		-40°C ~ +105°C			
VSWR	75Ω系	~180MHz	Wire to Wire	Max. 1.2	
			PCB to Wire		
		~770MHz	Wire to Wire		Max. 1.4
			PCB to Wire		
	50Ω系	~3GHz	Wire to Wire	Max. 1.4	
			PCB to Wire	Max. 1.3	

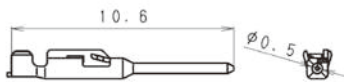
Material 材質	M Terminal	Inner conductor 内導体	Brass (Sn plating) 黄銅 (Snメッキ)
		Outer conductor 外導体	黄銅 (Snメッキ)
	F Terminal	Inner conductor 内導体	Heat resistant cooper-alloy (Au plating) 耐熱銅合金 (Auメッキ)
		Outer conductor 外導体	Brass (Sn plating) 黄銅 (Snメッキ)

(Note) AV wire = MAX. AVSS 0.5mm² (Terminal is TS 0.64 type: Ref. A-02).
注) AV線=最大AVSS 0.5mm²(ターミナルはTS 0.64: A-02参照)

Inner conductor terminal (mm)

(M)

S (8230-5015) M (8230-5016) L (8230-5017)



(F)

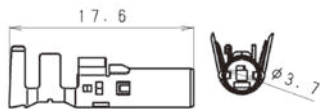
S (8240-0276) M (8240-0277) L (8240-0278)



Outer conductor terminal (mm)

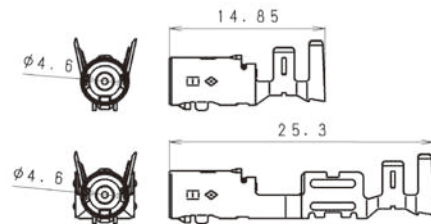
(M)

S (8230-5481) M (8230-5482) L (8230-5484)



(F)

中継用: S (8240-0382) M (8240-0383) F (8240-0619)
ラジオ用: S (8240-0387) M (8240-0388)



(Note) The terminal for radio can connect a condenser inside. On this occasion, a common crimping terminal is necessary.

注) ラジオ用端子は、内部にコンデンサを接続することが可能です。その際、共圧着端子 (8110-4493) が必要となります。

Applicable coaxial wire / 適用同軸線

Applicable coaxial wire (Note 1) 適用同軸線 注1)	1.5C-2V	1.5C-2W	1.5D-2V	1.5D-2W	2.5D
Inner conductor terminal 内導体端子	S	S	M	M	L
Outer conductor terminal 外導体端子	S	M	S	S	F

(Note 1) For some coaxial wire and wire makers, it might be inapplicable. Please contact our sales representative for more details.

注1) 同軸線、電線メーカーによっては適用できないことがありますので弊社営業担当にお問い合わせ下さい

(Note 2) When crimping the forming coaxial wire, need the sleeve.

注2) 発泡同軸線を圧着する場合は、スリーブが必要となります。

Housing (UNIT : mm)

Ref: Terminal part No.
ターミナル参照頁

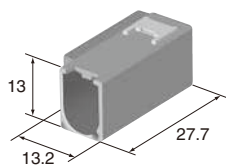
coaxial wire
同軸線 M-03

AV wire
AV線 A-02

M-04

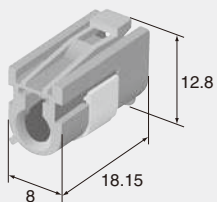
1way coaxial wire Rib R1

Color Blue
色相 青



M (6098-7143)

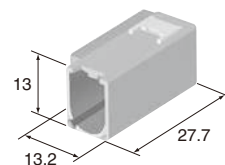
F (6098-6321)



Color Blue
色相 青

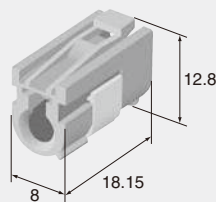
1way coaxial wire Rib L1

Color Gray
色相 灰



M (6098-6835)

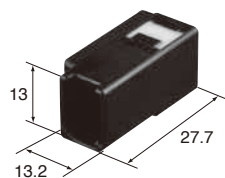
F (6098-6323)



Color Gray
色相 灰

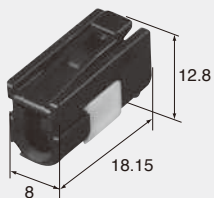
1way coaxial wire Rib R2

Color Black
色相 黒



M (6098-7544)

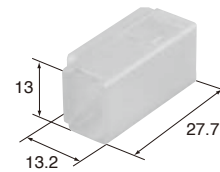
F (6098-7445)



Color Black
色相 黒

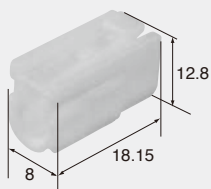
1way coaxial wire Rib L2

Color Natural
色相 自然色



M (6098-7546)

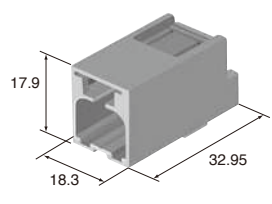
F (6098-7446)



Color Natural
色相 自然色

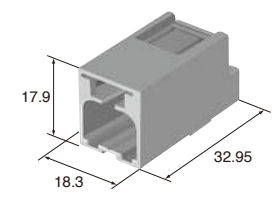
2 way coaxial wire + 1 way AV wire **Rib R**

Color 色相: Gray 灰



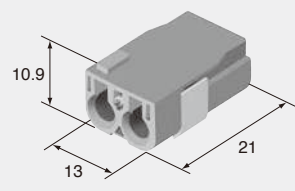
M (6098-6331)

Color 色相: Gray 灰



M (6098-6373)

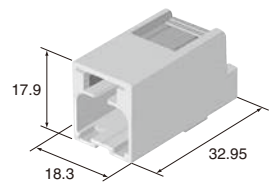
F (6098-6336)



Color 色相: Gray 灰

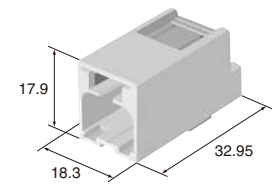
2 way coaxial wire + 1 way AV wire **Rib L**

Color 色相: Natural 自然色



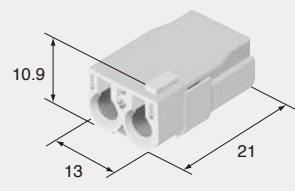
M (6098-6328)

Color 色相: Natural 自然色



M (6098-6370)

F (6098-6333)




Color 色相: Natural 自然色

M-05
HFC III SERIES


2 way coaxial wire + 2 way AV wire **Rib R**

Color 色相: Gray 灰



M (6098-7151)

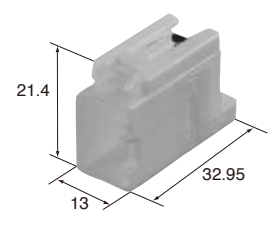
F (6098-7153)



Color 色相: Gray 灰

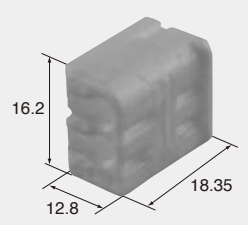
2 way coaxial wire + 2 way AV wire **Rib L**

Color 色相: Natural 自然色



M (6098-7145)

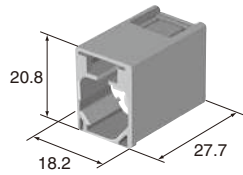
F (6098-7148)



Color 色相: Natural 自然色

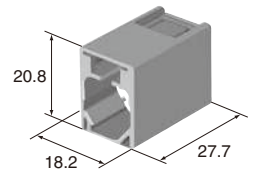
3 way coaxial wire

Color Blue
色相 青




M (6098-6340)

Color Blue
色相 青



M (6098-6369)

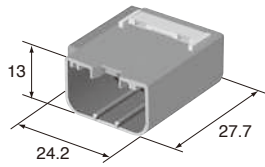
F (6098-6343)



Color Blue
色相 青

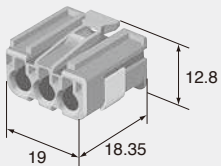
3 way coaxial wire

Color Blue
色相 青



M (6098-6838)

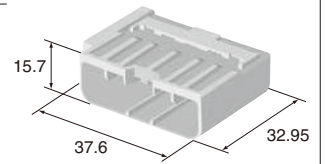
F (6098-6841)



Color Blue
色相 青

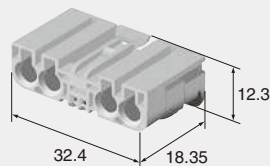
4 way coaxial wire + 2 way AV wire

Color Natural
色相 自然色



M (6098-6844)

F (6098-6702)



Color Natural
色相 自然色


M-06

1 way coaxial wire

SMT Type (Rib R1)

M (6098-7132)


Connector F part No. 6098-6321 (M-04)
 Fコネクタ品番
 Color Blue
 色相 青



●Detailed dimension
 寸法詳細



●Recommended dimension of
 Circuit board
 基板推奨詳細




1 way coaxial wire

SMT Type (Rib R2)

M (6098-7449)

Connector F part No. 6098-7445 (M-04)
 Fコネクタ品番
 Color Black
 色相 黒



●Detailed dimension
 寸法詳細



●Recommended dimension of
 Circuit board
 基板推奨詳細




M-08

1 way coaxial wire

SMT Type (Rib L1)

M (6098-7134)


Connector F part No. 6098-6323 (M-04)
 Fコネクタ品番
 Color Gray
 色相 灰



●Detailed dimension
 寸法詳細



●Recommended dimension of
 Circuit board
 基板推奨詳細




1 way coaxial wire

SMT Type (Rib L2)

M (6098-7450)

Connector F part No. 6098-7446 (M-04)
 Fコネクタ品番
 Color Natural
 色相 自然色



●Detailed dimension
 寸法詳細



●Recommended dimension of
 Circuit board
 基板推奨詳細



INDEX

Part No.	Page
1500-0159	L-03
1500-0166	C-12
1500-0169	L-03
5010-8627	E-08
5011-1590	E-08
5011-6687	E-08
5011-6818	E-12
5011-7740	E-12
5011-7860	E-12
6098-0149	A-16
6098-0151	A-16
6098-0154	A-17
6098-0156	A-17
6098-0323	A-16
6098-0325	A-16
6098-0441	A-19
6098-0469	A-16
6098-0471	A-16
6098-0518	A-16
6098-0822	A-15
6098-0824	A-15
6098-1104	A-19
6098-1278	A-19
6098-1373	C-11
6098-1377	C-11
6098-1378	C-11
6098-1380	C-11
6098-1489	A-16
6098-1624	K-06
6098-1626	K-06
6098-1627	I-07
6098-1714	I-06
6098-1716	A-16
6098-1744	I-07
6098-1746	I-07
6098-1747	I-06
6098-1774	I-06
6098-1851	A-16
6098-2013	K-05
6098-2101	I-06
6098-2137	A-19
6098-2158	K-05
6098-2206	K-06
6098-2208	K-06
6098-2211	A-16
6098-2289	K-06
6098-2329	G-11
6098-2679	I-06

Part No.	Page
6098-2680	I-06
6098-2764	C-08
6098-2779	C-07
6098-2780	C-07
6098-2781	C-07
6098-2782	C-07
6098-2784	C-08
6098-2785	C-08
6098-2786	C-19
6098-2788	C-08
6098-2789	C-08
6098-3239	C-22
6098-3369	C-08
6098-3370	C-19
6098-3449	I-04
6098-3450	I-10
6098-3452	I-09
6098-3453	I-04
6098-3456	I-03
6098-3458	I-10
6098-3563	C-11
6098-3565	C-20
6098-3567	C-21
6098-3569	C-21
6098-3571	C-18
6098-3572	C-22
6098-3600	C-18
6098-3601	C-18
6098-3616	C-23
6098-3802	A-04
6098-3810	A-04
6098-3818	A-22
6098-3826	A-22
6098-3869	A-04
6098-3877	A-04
6098-3885	A-05
6098-3893	A-21
6098-3901	A-22
6098-3909	A-04
6098-3917	A-04
6098-3925	A-05
6098-3933	A-21
6098-3941	A-22
6098-4008	A-05
6098-4010	A-05
6098-4013	A-05
6098-4015	A-06
6098-4017	C-19

Part No.	Page
6098-4018	C-23
6098-4050	C-11
6098-4069	C-10
6098-4071	C-10
6098-4073	C-10
6098-4075	C-18
6098-4076	C-18
6098-4333	C-04
6098-4339	C-04
6098-4367	C-18
6098-4565	K-03
6098-4567	K-03
6098-4569	K-03
6098-4588	C-04
6098-4589	C-04
6098-4590	C-05
6098-4591	C-16
6098-4594	C-04
6098-4595	C-04
6098-4596	C-05
6098-4597	C-16
6098-4640	C-04
6098-4660	C-20
6098-4661	C-11
6098-4662	C-11
6098-4663	C-13
6098-4664	C-11
6098-4666	C-18
6098-4667	C-13
6098-4669	C-11
6098-4670	C-11
6098-4675	C-04
6098-4707	C-17
6098-4725	C-17
6098-4726	C-17
6098-4740	A-06
6098-4756	A-05
6098-4831	A-06
6098-4876	I-04
6098-4877	I-04
6098-4901	C-10
6098-4902	C-10
6098-4908	C-16
6098-4943	C-04
6098-4944	C-03
6098-4971	C-13
6098-4973	C-14
6098-4974	C-14

Part No.	Page
6098-4975	C-15
6098-4977	C-15
6098-4978	C-03
6098-4979	C-04
6098-4982	C-04
6098-5000	C-04
6098-5049	C-10
6098-5070	C-03
6098-5071	C-03
6098-5119	C-13
6098-5120	C-13
6098-5180	C-16
6098-5217	C-20
6098-5218	C-20
6098-5267	F-03
6098-5269	F-03
6098-5271	F-03
6098-5273	F-04
6098-5275	F-04
6098-5277	F-04
6098-5279	F-05
6098-5281	F-05
6098-5283	F-05
6098-5285	F-05
6098-5287	F-06
6098-5289	F-06
6098-5291	F-06
6098-5293	F-06
6098-5295	F-06
6098-5297	F-06
6098-5310	F-03
6098-5312	F-04
6098-5585	F-06
6098-5594	A-21
6098-5604	A-21
6098-5613	A-21
6098-5622	A-21
6098-5631	A-21
6098-5641	A-21
6098-5650	A-20
6098-5659	A-20
6098-5668	A-09
6098-5677	A-09
6098-5686	A-09
6098-5695	A-09
6098-5704	A-09
6098-5713	A-09
6098-5761	M-09

Part No.	Page
6098-5833	C-03
6098-5888	C-07
6098-5903	A-22
6098-5988	F-08
6098-5989	F-08
6098-6037	M-09
6098-6050	A-09
6098-6053	A-09
6098-6055	A-20
6098-6083	A-20
6098-6090	A-20
6098-6097	A-20
6098-6104	A-20
6098-6111	A-20
6098-6157	M-07
6098-6159	M-07
6098-6161	C-16
6098-6162	C-16
6098-6321	M-04
6098-6323	M-04
6098-6328	M-05
6098-6331	M-05
6098-6333	M-05
6098-6336	M-05
6098-6340	M-06
6098-6343	M-06
6098-6369	M-06
6098-6370	M-05
6098-6373	M-05
6098-6451	F-04
6098-6452	F-04
6098-6455	F-04
6098-6456	F-04
6098-6457	F-05
6098-6478	C-16
6098-6522	F-04
6098-6523	F-04
6098-6524	F-05
6098-6559	C-17
6098-6562	C-16
6098-6653	A-04
6098-6662	A-04
6098-6682	A-05
6098-6688	A-05
6098-6694	A-05
6098-6700	M-07
6098-6702	M-06
6098-6790	A-24

Part No.	Page
6098-6793	A-24
6098-6796	A-25
6098-6798	A-25
6098-6803	A-25
6098-6805	A-25
6098-6810	A-26
6098-6835	M-04
6098-6838	M-06
6098-6841	M-06
6098-6844	M-06
6098-6848	A-25
6098-6861	M-09
6098-6869	A-26
6098-7060	F-05
6098-7061	F-05
6098-7063	F-03
6098-7066	F-04
6098-7067	F-04
6098-7099	F-05
6098-7100	F-05
6098-7102	A-26
6098-7132	M-08
6098-7134	M-08
6098-7143	M-04
6098-7145	M-05
6098-7148	M-05
6098-7151	M-05
6098-7153	M-05
6098-7229	A-24
6098-7231	A-05
6098-7241	A-04
6098-7253	F-08
6098-7254	F-08
6098-7261	F-08
6098-7336	A-05
6098-7445	M-04
6098-7446	M-04
6098-7449	M-08
6098-7450	M-08
6098-7544	M-04
6098-7546	M-04
6098-8478	I-06
6098-8480	I-09
6098-8482	I-04
6181-0381	E-22
6181-0436	J-07
6181-0437	J-08
6181-0438	J-08

Part No.	Page
6181-0439	J-08
6181-0440	J-08
6181-0511	G-09
6181-0512	G-10
6181-0513	G-09
6181-0514	G-09
6181-0515	G-08
6181-0516	G-09
6181-0522	G-10
6181-0532	G-09
6181-0536	G-09
6181-0613	J-10
6181-0629	J-05
6181-0664	G-09
6181-0665	G-09
6181-0666	G-10
6181-0667	G-10
6181-0668	G-09
6181-0669	G-09
6181-0670	G-08
6181-0671	G-09
6181-0803	E-19
6181-6464	E-21
6181-6465	E-21
6181-6481	D-04
6181-6492	J-04
6181-6509	J-04
6181-6614	J-04
6181-6658	H-03
6181-6783	E-16
6181-6784	E-16
6181-6785	E-21
6181-6850	E-16
6181-6851	E-15
6181-6921	E-22
6185-0862	G-05
6185-0865	G-05
6185-0866	G-05
6185-0867	G-05
6185-0868	G-06
6185-0869	G-05
6185-1101	G-05
6185-1169	G-06
6185-1171	G-06
6185-4596	E-21
6185-5175	G-06
6185-5177	G-06
6185-5179	G-07

Part No.	Page
6185-5181	G-06
6188-0047	B-15
6188-0049	B-25
6188-0066	B-17
6188-0067	B-18
6188-0083	B-21
6188-0091	B-29
6188-0096	B-25
6188-0099	B-16
6188-0101	B-29
6188-0108	B-15
6188-0129	B-22
6188-0141	B-17
6188-0173	B-18
6188-0175	B-18
6188-0187	B-29
6188-0209	B-18
6188-0217	B-17
6188-0221	B-29
6188-0229	B-16
6188-0259	B-21
6188-0266	B-15
6188-0282	B-17
6188-0327	B-18
6188-0415	B-29
6188-0470	B-16
6188-0472	B-18
6188-0495	L-06
6188-0517	B-17
6188-0551	G-05
6188-0552	G-05
6188-0553	G-05
6188-0554	G-05
6188-0555	G-06
6188-0556	G-05
6188-0557	G-06
6188-0558	G-06
6188-0589	E-04
6188-0590	E-04
6188-0624	B-16
6188-0657	E-04
6188-0658	E-05
6188-0660	E-07
6188-0663	G-05
6188-0696	B-06
6188-0697	E-09
6188-0698	E-09
6188-0706	B-06

INDEX

INDEX

Part No.	Page
6188-0779	B-06
6188-4739	E-05
6188-4775	D-03
6188-4776	D-04
6188-4787	E-08
6188-4789	E-08
6188-4797	B-05
6188-4908	D-04
6188-4914	B-06
6188-4920	B-05
6188-5103	B-27
6188-5295	B-26
6188-5516	B-10
6188-5539	G-06
6188-5540	G-06
6188-5542	G-07
6188-5544	G-06
6189-0100	B-15
6189-0101	B-25
6189-0126	B-17
6189-0127	B-18
6189-0143	B-29
6189-0144	B-29
6189-0145	B-21
6189-0165	B-22
6189-0166	B-29
6189-0172	B-25
6189-0179	B-16
6189-0181	B-29
6189-0199	B-15
6189-0249	B-15
6189-0319	B-18
6189-0323	B-18
6189-0368	B-18
6189-0372	B-17
6189-0376	B-29
6189-0381	B-17
6189-0388	B-16
6189-0413	B-21
6189-0425	B-21
6189-0443	B-17
6189-0504	B-18
6189-0552	E-19
6189-0555	E-22
6189-0566	B-16
6189-0573	B-16
6189-0581	B-17
6189-0591	E-19

Part No.	Page
6189-0593	E-19
6189-0596	E-19
6189-0611	B-16
6189-0617	E-19
6189-0639	J-07
6189-0640	J-08
6189-0643	J-08
6189-0648	J-08
6189-0682	B-16
6189-0685	B-18
6189-0694	B-17
6189-0715	L-06
6189-0765	B-16
6189-0772	G-11
6189-0773	G-12
6189-0774	G-12
6189-0775	G-12
6189-0776	G-12
6189-0777	G-12
6189-0778	G-12
6189-0855	E-05
6189-0856	B-25
6189-0887	E-05
6189-0890	E-04
6189-0891	E-04
6189-0915	J-10
6189-0928	G-09
6189-0940	E-04
6189-0950	G-09
6189-0951	G-08
6189-0954	G-10
6189-0955	G-10
6189-0968	E-05
6189-1012	E-05
6189-1046	B-05
6189-1048	B-27
6189-1050	E-09
6189-1051	E-09
6189-1073	J-04
6189-1076	J-04
6189-1081	E-05
6189-1082	E-07
6189-1082	E-08
6189-1083	B-06
6189-1092	B-06
6189-1093	G-12
6189-1094	G-12
6189-1095	G-12

Part No.	Page
6189-1096	G-12
6189-1097	G-12
6189-1104	G-09
6189-1107	G-08
6189-1108	G-10
6189-1109	G-10
6189-1115	J-04
6189-1128	B-06
6189-1129	B-05
6189-1132	B-05
6189-1133	B-06
6189-1134	B-06
6189-1135	B-07
6189-1136	B-27
6189-1142	B-06
6189-1144	J-05
6189-1147	J-05
6189-1149	J-05
6189-1150	J-05
6189-1160	B-27
6189-1161	B-05
6189-1231	B-05
6189-1240	B-06
6189-6863	E-21
6189-6894	B-27
6189-6906	D-04
6189-6909	D-04
6189-6914	E-08
6189-6934	B-26
6189-6953	B-25
6189-6978	B-27
6189-6979	B-27
6189-6980	B-27
6189-6981	B-27
6189-6987	B-07
6189-7020	B-05
6189-7036	D-03
6189-7037	D-03
6189-7039	D-04
6189-7040	D-04
6189-7052	D-03
6189-7058	D-03
6189-7073	B-05
6189-7077	B-26
6189-7094	B-28
6189-7100	B-06
6189-7110	B-07
6189-7115	J-05

Part No.	Page
6189-7156	B-30
6189-7167	B-07
6189-7188	H-03
6189-7189	H-03
6189-7190	H-03
6189-7214	H-03
6189-7256	B-26
6189-7262	J-05
6189-7263	E-12
6189-7264	E-12
6189-7393	G-13
6189-7398	B-17
6189-7401	B-05
6189-7408	E-15
6189-7409	E-16
6189-7410	E-16
6189-7411	E-21
6189-7423	E-16
6189-7426	B-27
6189-7433	B-11
6189-7434	B-11
6189-7435	B-11
6189-7436	B-11
6189-7449	B-10
6189-7469	G-12
6189-7470	G-12
6189-7471	G-12
6189-7494	E-16
6189-7546	B-11
6189-7547	B-11
6189-7567	E-22
6189-7691	B-26
6189-7710	G-12
6189-7711	G-12
6189-7713	G-12
6189-7714	G-12
6189-7716	G-12
6189-7717	G-12
6189-7756	G-09
6189-7757	G-09
6189-7758	G-09
6189-7759	G-09
6189-7760	G-09
6189-7761	G-09
6189-7762	G-09
6189-7763	G-09
6189-7784	J-08
6189-7809	B-28

Part No.	Page
6195-0003	L-05
6195-0006	L-05
6195-0009	L-05
6195-0012	L-05
6195-0015	L-05
6195-0018	L-05
6195-0021	L-05
6195-0024	L-05
6195-0051	L-06
6195-0054	L-06
6195-0066	L-05
6195-0149	L-06
6195-0152	L-06
6195-0164	L-06
6195-0167	L-06
6195-0240	L-05
6240-1033	A-13
6240-1077	A-12
6240-1093	A-19
6240-1107	A-12
6240-1120	A-12
6240-1122	A-13
6240-1158	A-13
6240-5035	A-13
6240-5088	A-13
6240-5118	A-12
6240-5175	A-13
6240-5337	I-06
6240-5339	I-06
6240-5378	C-11
6241-0241	A-23
6241-0261	A-22
6241-0281	A-23
6245-0261	A-23
6245-0281	A-22
6245-0301	A-23
6248-5270	A-12
6248-5275	A-13
6248-5276	A-13
6248-5309	K-08
6248-5310	K-08
6248-5311	K-08
6249-1229	A-12
6249-1234	A-13
6249-1235	A-13
6249-1243	A-12
6249-1248	K-08
6249-1249	K-08

Part No.	Page
6249-1250	K-08
6249-1251	K-08
6249-1252	K-08
6249-1253	K-08
6249-1265	K-08
6249-1266	K-08
6520-0549	A-12
6520-0550	A-12
6520-1004	A-13
6520-1009	A-13
6520-1466	A-19
6810-1203	C-24
6810-1204	C-24
6810-1217	C-24
6810-1462	C-24
6810-1584	J-11
6810-1584	L-07
6810-2653	L-07
6810-4982	J-11
6910-0119	C-24
6910-0120	C-24
6911-5774	B-11
6911-5948	B-28
6914-0050	E-07
6914-0127	E-11
6918-1260	E-19
6918-1263	E-22
6918-1267	E-22
6918-1370	E-19
6918-1371	E-19
6918-1469	E-19
6918-1594	G-11
6918-1594	G-12
6918-1595	G-12
6918-1596	G-12
6918-1597	G-13
6918-1598	G-09
6918-1599	G-09
6918-1600	G-09
6918-1601	G-09
6918-1602	G-10
6918-1603	G-10
6918-1604	G-12
6918-1636	G-11
6918-1651	G-08
6918-1651	G-09
6918-1652	G-09
6918-1653	G-08

Part No.	Page
6918-1653	G-09
6918-1654	G-09
6918-1762	E-05
6918-1773	G-05
6918-1774	G-05
6918-1775	G-05
6918-1775	G-06
6918-1776	G-06
6918-1779	G-06
6918-1780	G-06
6918-1780	G-07
6918-1833	D-03
6918-1833	E-05
6918-1835	D-03
6918-1835	E-04
6918-1979	E-04
6918-2056	E-05
6918-2103	E-09
6918-2104	E-09
6918-2128	D-04
6918-2128	E-05
6918-2131	E-07
6918-2132	E-07
6918-2132	E-08
6918-2665	E-19
6918-2804	D-04
6918-2806	D-04
6918-2810	D-04
6918-2913	D-04
6918-3166	E-12
6920-0861	E-09
6920-0884	E-09
6920-0886	E-09
6920-2376	E-09
6920-2377	E-09
6920-2446	E-09
6950-1054	C-20
6950-1055	C-20
6950-1056	C-20
7160-9465	B-15
7161-9787	B-15
7161-9787	J-04
7161-9787	L-04
7165-0118	L-04
7165-0119	L-04
7165-0130	E-20
7165-0131	E-21
7165-0145	B-21

Part No.	Page
7165-0147	E-21
7165-0148	E-21
7165-0172	E-20
7165-0180	B-25
7165-0180	J-10
7165-0193	E-07
7165-0193	E-18
7165-0193	H-03
7165-0193	J-04
7165-0193	J-07
7165-0193	L-04
7165-0194	E-18
7165-0198	E-18
7165-0210	L-04
7165-0342	B-14
7165-0343	B-14
7165-0344	B-14
7165-0346	B-20
7165-0347	B-20
7165-0348	B-20
7165-0349	B-14
7165-0351	B-14
7165-0356	B-20
7165-0385	E-18
7165-0392	B-24
7165-0392	J-10
7165-0393	B-24
7165-0393	J-10
7165-0395	B-14
7165-0400	B-24
7165-0400	J-10
7165-0432	D-03
7165-0432	E-04
7165-0471	G-04
7165-0472	G-04
7165-0473	G-04
7165-0474	G-04
7165-0514	H-02
7165-0514	J-04
7165-0514	J-07
7165-0515	H-02
7165-0515	J-04
7165-0515	J-07
7165-0516	H-02
7165-0516	J-04
7165-0516	J-07
7165-0621	D-02
7165-0621	E-03

INDEX

INDEX

Part No.	Page
7165-0622	D-02 E-03
7165-0683	B-24
7165-0683	J-10
7165-0797	B-04
7165-0842	B-14
7165-1043	B-04
7165-1075	D-02 E-03
7165-1131	G-04
7165-1198	B-04
7165-1199	B-04
7165-1312	B-04
7165-1423	B-04
7165-1562	E-14
7165-1563	E-15
7165-1564	E-15
7165-1565	E-15
7165-1566	E-15
7165-1605	B-10
7165-1606	B-09
7165-1607	B-09
7165-1608	B-09
8100-0451	B-23
8100-0452	B-24
8100-0457	B-13
8100-0458	B-13
8100-0459	B-13
8100-0460	B-13
8100-0461	B-13
8100-0462	B-13
8100-0463	B-19 E-20
8100-0464	B-20 E-20
8100-0465	B-20 E-20
8100-0466	B-19
8100-0467	B-20
8100-0468	B-20 E-20
8100-0506	B-23
8100-0507	B-24
8100-0508	B-24
8100-0520	A-18 C-21
8100-0521	A-19 C-21

Part No.	Page
8100-0522	A-19 C-21
8100-0594	B-13
8100-0606	C-12
8100-0660	E-20
8100-0661	E-20
8100-0664	C-12
8100-0706	C-21
8100-0707	A-18 C-21
8100-0782	C-12
8100-0817	B-13
8100-1007	B-13
8100-1008	B-13
8100-1340	B-13
8100-1341	A-11
8100-1342	A-11
8100-1344	B-13
8100-1346	A-11
8100-1347	A-11
8100-1427	H-02 J-06 L-03
8100-1428	H-02 J-06 L-03
8100-1429	H-02 J-06 L-03
8100-1458	L-03
8100-1459	L-03
8100-1460	L-03
8100-1470	C-09
8100-1471	C-10
8100-1472	C-10
8100-1506	C-12
8100-1507	C-12
8100-1553	A-19 C-21
8100-1555	A-15
8100-1571	C-09
8100-1572	C-10
8100-1573	C-10
8100-1710	K-05
8100-2493	A-19
8100-2512	K-05
8100-2513	K-05
8100-2514	K-05

Part No.	Page
8100-2971	C-07
8100-2972	C-07
8100-2980	B-24
8100-3067	D-02 E-03
8100-3068	D-02 E-03
8100-3082	E-07
8100-3083	E-07
8100-3177	D-02 E-03
8100-3178	D-02 E-03
8100-3257	J-10
8100-3258	J-10
8100-3259	J-10
8100-3260	J-10
8100-3382	I-03
8100-3383	I-03
8100-3384	I-03
8100-3385	I-08
8100-3386	I-09
8100-3387	I-09
8100-3388	J-03
8100-3389	J-03
8100-3390	J-03
8100-3391	I-03
8100-3392	I-03
8100-3393	I-03
8100-3394	I-08
8100-3395	I-09
8100-3396	I-09
8100-3397	J-03
8100-3398	J-03
8100-3399	J-03
8100-3402	J-03
8100-3403	J-03
8100-3455	B-03
8100-3456	B-03
8100-3504	J-03
8100-3507	E-07
8100-3508	E-07
8100-3617	B-03
8100-3622	A-03
8100-3623	A-03
8100-3624	A-03
8100-3625	A-03
8100-3626	A-03

Part No.	Page
8100-3627	A-03
8100-3628	A-03
8100-3629	A-03
8100-3708	B-03
8100-3803	G-03
8100-3804	G-03
8100-3805	G-03
8100-3806	G-03
8100-4027	C-03 K-02
8100-4028	C-03 K-02
8100-4029	C-03 K-02
8100-4030	C-03 K-02
8100-4172	G-03
8100-4173	G-03
8100-4307	C-07
8100-4308	C-07
8230-4472	E-17 H-02 J-06 L-03
8230-4492	A-11 I-05 K-07
8230-4502	A-11 I-05 K-07
8230-4512	A-11 I-05 K-07
8230-4522	A-15
8230-4532	A-15
8230-4542	A-15
8230-4552	E-17 H-02 J-06 L-03
8230-4562	E-17 H-02 J-06 L-03
8230-4742	A-10
8230-4878	A-03
8230-4883	I-03
8230-4923	A-08

Part No.	Page
8230-4924	A-08
8230-4925	A-08
8230-5015	M-03
8230-5016	M-03
8230-5017	M-03
8230-5136	A-03
8230-5168	F-07
8230-5169	F-07
8230-5170	F-07
8230-5171	F-08
8230-5172	F-08
8230-5306	E-14
8230-5307	E-14
8230-5308	E-14
8230-5309	E-14
8230-5360	B-09
8230-5361	B-09
8230-5379	F-03
8230-5380	F-03
8230-5481	M-03
8230-5482	M-03
8230-5484	M-03
8240-0029	A-10
8240-0135	I-03
8240-0152	C-14
8240-0153	C-14
8240-0154	C-14
8240-0182	A-03
8240-0213	A-08
8240-0214	A-08
8240-0215	A-08
8240-0263	G-03
8240-0264	G-03
8240-0265	G-03
8240-0266	G-03
8240-0267	G-03
8240-0268	G-03
8240-0276	M-03
8240-0277	M-03
8240-0278	M-03
8240-0279	A-08
8240-0287	B-03
8240-0288	B-03
8240-0300	K-05
8240-0336	B-03
8240-0337	B-03
8240-0338	A-03
8240-0339	A-08

Part No.	Page
8240-0367	F-07
8240-0368	F-07
8240-0369	F-07
8240-0370	F-08
8240-0371	F-08
8240-0382	M-03
8240-0383	M-03
8240-0385	M-03
8240-0387	M-03
8240-0388	M-03
8240-0408	E-10
8240-0409	E-11
8240-0410	E-11
8240-0411	E-11
8240-0412	E-11
8240-0489	E-14
8240-0490	E-14
8240-0491	E-14
8240-0492	E-14
8240-0500	B-09
8240-0501	B-09
8240-0523	F-03
8240-0552	F-03
8240-4862	E-17
8240-4882	A-11 I-05 K-07
8240-4892	A-11 I-05 K-07
8240-4912	A-15
8240-4922	A-15
8240-4932	A-15
8240-4942	A-11 I-05 K-07
8240-4952	E-18
8240-4992	E-18

⚠ WARNING

Which may result in overheating or fire.

発熱・発火の恐れがあります！

Do not exceed prescribed current to the connectors.

Do not use a broken or cracked housing.

Do not use a deformed or rusty terminal.

- 規定の電流値を超えて使用しないでください。
- 割れたりヒビが入ったハウジングは使用しないでください。
- 変形したり、錆びたターミナルは使用しないでください。

⚠ CAUTION

Precautions for Selection and Use of Connectors

コネクタ選定・ご使用に際しての注意事項

- To select a suitable connector, please consult with our sales staff about operating environment, mounting conditions, and other information (e.g. unsealed type for indoor compartment use, sealed type for engine compartment use).
- The performance of a connector may significantly vary depending on changes in variable elements in the operating environment, such as the number of ways, wire size, ambient temperature, etc.
For detailed electrical characteristics of each product, see the "Specifications" of the relevant series.
- We have "Specifications" for connector performance and "Instruction Manuals" for connector usage, handling, and precautions, which are available for each connector series. Please be sure to read these in advance to select the appropriate connector and to use it correctly.
- Some connector series require special attention during circuit checks, etc.
- Although some connector specifications include drawings showing mating support, these drawings are provided only for reference. The manufacture of mating parts is not possible without consideration to dimensional tolerances, etc.
- This catalogue include the parts that was designed and developed jointly with a customer and require prior approval before sales. Please contact our sales staff for details.
- コネクタ選定にあたっては、使用環境、組み付け条件等を弊社営業担当にご相談頂き、用途に適合した製品（例：室内は非防水用、エンジンルーム内は防水用、等）をお選びください。
- コネクタの性能は、極数、使用電線サイズ、周囲温度など、使用環境の可変値によって数値が大きく変化します。各製品の詳しい電気特性は、シリーズ毎の「仕様書」でご確認ください。
- 当社ではコネクタの性能に関する「仕様書」、及びコネクタの使用法、取扱方法、注意点に関する「取扱説明書」をシリーズ毎に用意しております。コネクタ選定、ご使用に際してはそれらを必ずお読み頂いた上で正しくご使用ください。
- コネクタシリーズによっては、導通検査等に注意を要するコネクタがあります。
- 各コネクタには相手側サポートを掲載しているものがありますが、あくまで参考図であり、寸法公差等を考慮せずに、相手側を製造することはできません。
- 記載商品にはお客様との共同開発品が一部含まれております。当該お客様向け以外の販売につきましては、事前承認が必要となりますので、弊社営業担当にお問い合わせ下さるようお願い申し上げます。

*Product specifications may be subject to change without notice.
Before using the product, please obtain a "customer drawing" "Specifications" "Instruction Manuals" from our sales staff.
Please contact our sales staff for details.

※製品の仕様は、予告なく変更することがあります。
製品ご使用の際は、弊社営業担当に「お客様用図面」「仕様書」「取扱説明書」をご請求ください。
上記についての詳細は弊社営業担当にお問い合わせください。



[本社]

三重県四日市市浜田町5番28号 〒510-8528
TEL(059)354-6200 FAX(059)354-6318

[東京本社]

東京都港区元赤坂1丁目3番13号(赤坂センタービルディング11階) 〒107-0051
TEL(03)6384-5600 FAX(03)6384-5601

営業拠点一覧

[国内営業統轄部]

名古屋営業部
名古屋市西区牛島町6番1号(名古屋ルーセントタワー25階) 〒451-6025
TEL(052)582-6222 FAX(052)582-6228

東京営業部

東京都港区元赤坂1丁目3番13号(赤坂センタービルディング11階) 〒107-0051
TEL(03)6384-5604 FAX(03)6384-5608

大阪営業部

大阪府大阪市中央区今橋4丁目3番18号(HK今橋ビル3階) 〒541-0042
TEL(06)6229-1960 FAX(06)6229-1965

[海外営業統轄部]

開発営業部
東京都港区元赤坂1丁目3番13号(赤坂センタービルディング11階) 〒107-0051
TEL(03)6384-5609 FAX(03)6384-5610

海外ビジネス推進部

名古屋市西区牛島町6番1号(名古屋ルーセントタワー25階) 〒451-6025
TEL(052)582-6224 FAX(052)582-6272

Global Network-Sales Office Locations-

Sumitomo Wiring Systems (U.S.A.) Inc. 「U.S.A.」 [SWS-USA]
39555 Orchard Hill Place Suite L60 Novi, MI 48375-5523 U.S.A.
TEL(1)248-347-9450 FAX(1)248-347-9451

SWS China Ltd. 「China」 [SWS-C]

Room 1503-1506, TowerB, City Center of Shanghai, 100 Zunyi Rd.,
Shanghai, China 200051
TEL(86)21-2028-6588 FAX(86)21-2024-3251

H.K. Wiring Systems, Ltd. 「China」 [HKWS]

Suites 1701-06, 17th Floor, Chinachem TsuenWan Plaza,
455-457 Castle Peak Road, Tsuen Wan, N.T., HongKong
TEL(852)2411-0806 FAX(852)2413-6098

SWS-Korea Co., Ltd. 「Korea」 [SWS-K]

402, 8 Seongnam-daero 331beon-gil, Bundang-gu,
Seongnam-si, Gyeonggi-do, Korea 13558
TEL(82)31-719-9710 FAX(82)31-719-9719

SWS Sales & Marketing (Thailand) Co., Ltd. 「Thailand」 [SWS-T]

33/4 The 9th Towers, Grand Rama 9, Tower A, 15th Fl., RamaRd.,
Huaykwang, Huaykwang, Bangkok 10310 Thailand
TEL(66)02-001-4301-9 FAX(66)02-001-4310

SEWS-Components & Electronics Europe, KFT. 「Hungary」 [SEWS-CEKFT]

BLK Ipari Park, Europe U, 12/Building L2 Budapest 1239, Hungary
TEL(36)1889-0500 FAX(36)1889-0501

URL: <http://www.sws.co.jp>