


WrapID™ Label Application System

Productivity is critical for high volume harness production where contract manufacturers are faced with the constant struggle to increase throughput, reduce lead times, and meet customer expectations. Applications where physical labels are required pose additional challenges due to the significant amount of labor needed and the ergonomic effects on workers. The Panduit WrapID Automated Label Application System will transform label wire identification as you know it today.

The WrapID Label Application System drives productivity through:

- Industry leading cycle times that are:
 - **up to 3X faster** than traditional manual installation
 - **up to 2X faster** than competitive solutions
- Improved ergonomics reduces operator fatigue and minimizes the risk of repetitive motion injury



Key Features

Benefits

Wrap Head Accessibility	Allows operators to place labels on wires and cables as close to 1/2" from the end of connectors and terminals
Hinged Measuring Device	Accurate label placement and improved ergonomics
Modular Wrap Head	Promotes low cost replacement vs. repair
User Friendly Display	Single button user interface for simplified troubleshooting
Low Torque Design	Ensures operator safety during wrap cycle



Faster than conventional manual label installation

WrapID Label Application System Steps

STEP 1: PRINT	STEP 2: REWIND	STEP 3: APPLY
<p>Print labels with a desktop printer</p> <p>VAA Labels + Desktop Printer</p>	<p>Rewind labels with tether, spool and rewinder</p> <p>PLA-T100X2400 (Tether) + PLA-SP (Empty Spool) + *PLA-R (Rewinder)</p>	<p>Automatically apply labels to wire/cable with applicator and head</p> <p>**PLA-100 (Applicator) + PLA-H100 (Head)</p>








* Use PLA-R/E instead of PLA-R outside of North America. It comes with additional power cords for international use.
 ** Use PLA-100/E instead of PLA-100 outside of North America. It comes with additional power cords for international use.

WrapID™ Label Application

Every customer has unique labeling needs...

the WrapID™ System allows for flexibility to configure your system to your specific business needs.

What to Order

Components							
	**PLA-100 (Applicator)	PLA-H100 (Head)	VAA Labels	PLA-SP (Empty Spool)	Desktop Printer	PLA-T100X2400 (Tether)	*PLA-R (Rewinder)
Full System	✓	✓	✓	✓	✓	✓	✓
Minimum Components Required					A new desktop printer is not necessary if you already have one.	Tether reduces waste by eliminating the need to dispose of labels at the start and end of the job.	Label rewriter increases productivity and efficiency.

System Components

WrapID Label Applicators



PLA-100



PLA-H100

Part Number	Part Description	Used With	Std. Pkg. Qty.
PLA-100	The PLA-100 Label Applicator automatically applies labels to wires and cables. Order applicator head separately. Includes measuring scale. For North America use.	PLA-H100	1
PLA-100/E	The PLA-100/E Label Applicator automatically applies labels to wires and cables. Order applicator head separately. Includes measuring scale and international power cords. For International use.		
PLA-H100	The PLA-H100 1.0" wide head is for use with PLA-100 Label Applicator. This head is for use with 1.0" wide labels.	PLA-100	

WrapID Label Applicators



PLA-R



PLA-SP



PLA-T100X2400

Part Number	Part Description	Used With	Std. Pkg. Qty.
PLA-R	The PLA-R Label Rewinder automatically rewinds labels after printing. For use with the PLA-100 Label Applicator. Use rewriter with TDP43ME and TDP43HE printer models. For North America use.	TDP43HE TDP43ME	1
PLA-R/E	The PLA-R/E Label Rewinder automatically rewinds labels after printing. For use with the PLA-100/E Label Applicator. Use rewriter with TDP43ME/E and TDP4*HE/E printer models. Includes measuring scale and international power cords. For International use.		
PLA-SP	The PLA-SP Empty Media Spool is for use with PLA-100 Label Applicator. Use for rewinding PLA-100 labels after printing. Includes 5 Spools per package.	S100X125VAA S100X150VAA S100X225VAA	5
PLA-T100X2400	The PLA-T100X2400 Pressure sensitive adhesive tether is for use with PLA-100 Label Applicator. Use tether to attach labels to media spool during printing and rewinding onto media core. Designed for label rolls used with PLA-100. Each tether is 1.0" wide x 24" long. Includes 200 tethers per roll.		200

* Use PLA-R/E instead of PLA-R outside of North America. It comes with additional power cords for international use.

** Use PLA-100/E instead of PLA-100 outside of North America. It comes with additional power cords for international use.

WrapID™ Label Application

Desktop Printers & WrapID Ribbons



TDP43ME



TDP43ME-RS



TDP43HE



RMEH1BL-PLA



RHEH1BL-PLA

Part Number	Part Description	Used With	Std. Pkg. Qty.
TDP43ME	The desktop printer for North American usage has 300 dpi resolution and 4" (101.6 mm) per second maximum print speed. It includes Easy-Mark Plus™ Labeling Software, RMEH4BL black hybrid ribbon, a USB cable, a user manual, quick start card, a driver disk, and a US power cord. TDP43ME-RS is required for use with PLA-100 Label Applicator self-laminating labels.	TDP43ME-RS	1
TDP43ME-RS	External label roll stand for TDP43ME printer; used to rear feed labels that are supplied on 3" cores.		
RMEH1BL-PLA	The RMEH1BL-PLA Thermal Transfer Ribbon is for use with TDP43ME printer and PLA-100 Label Applicator self-laminating labels. It is 520' (158.5 m) long and 1.5" (38.1 mm) wide. Color Black Hybrid. 1 per package.	TDP43ME	
TDP43HE	The desktop printer for North American usage has 300 dpi resolution and 8.0" (203.2 mm) per second maximum print speed. It includes Easy-Mark Plus™ Labeling Software, RHEH4BL black hybrid ribbon, a USB cable, a user manual, a quick start card, a driver disk, and a US power cord.		
RHEH1BL-PLA	The RHEH1BL-PLA Thermal Transfer Ribbon is for use with TDP4*HE printers and PLA-100 Label Applicator self-laminating labels. It is 1181' (360 m) long and 1.5" (38.1 mm) wide. Color Black Hybrid. 1 per package.	TDP43HE	

WrapID Vinyl Self-Laminating Labels



VAA Labels

- Includes a colored print-on area and clear over-laminate to protect the legend for clear and durable identification
- Sized specifically for wire and cable applications
- Thin and conformable; preferred material for most general wire/cable labeling
- Use thermal transfer hybrid ribbons
- Temperature range: -400F to 1500F (-400C to 660C)
- UL969 recognized, File # MH14979; cUL recognized, C22.2 No. 0.15-01, File # MH14979

Part Number	Recommended Wire/Cable Size Range	Applicator Tooling		Print-On Area Color	Width	Length	Print-On Area Height	Min. Cable O.D.	Max. Cable O.D.	Labels Per Row	Std. Pkg. Qty.
		Dispenser	Head				In. (mm)				
S100X125VAA	12 - 8 AWG					1.25 (31.8)	0.38 (9.7)	0.12 (3.1)	0.28 (7.0)		4000
S100X150VAA	Cat. 5e UTP/ Cat. 6 UTP/Cat. 6A UTP/ Cat. 5e FTP/ 10 - 6 AWG	PLA-100	PLA-H100	White	1.00 (25.4)	1.50 (38.1)	0.50 (12.7)	0.16 (4.1)	0.32 (8.1)	1	3500
S100X225VAA	Cat. 6 FTP/Cat. 6A FTP/ 4 - 2 AWG					2.25 (57.2)	0.75 (19.1)	0.30 (7.6)	0.48 (12.1)		2500

WORLDWIDE SUBSIDIARIES AND SALES OFFICES

PANDUIT CANADA
Markham, Ontario
cs-cdn@panduit.com
Phone: 800.777.3300

PANDUIT EUROPE LTD.
London, UK
cs-emea@panduit.com
Phone: 44.20.8601.7200

PANDUIT SINGAPORE PTE. LTD.
Republic of Singapore
cs-ap@panduit.com
Phone: 65.6305.7575

PANDUIT JAPAN
Tokyo, Japan
cs-japan@panduit.com
Phone: 81.3.6863.6000

PANDUIT LATIN AMERICA
Guadalajara, Mexico
cs-la@panduit.com
Phone: 52.33.3777.6000

PANDUIT AUSTRALIA PTY. LTD.
Victoria, Australia
cs-aus@panduit.com
Phone: 61.3.9794.9020

For a copy of Panduit product warranties, log on to www.panduit.com/warranty

For more information

Visit us at www.panduit.com

Contact Customer Service by email: cs@panduit.com
or by phone: 800.777.3300



©2022 Panduit Corp.
ALL RIGHTS RESERVED.
Printed in the U.S.A.
IDCB90-WW-ENG
1/2022