B-B
10:1

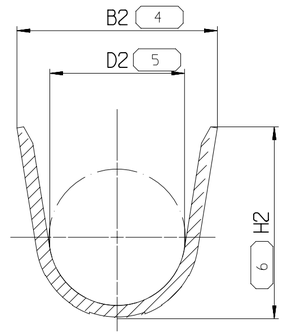

A-A
10:1

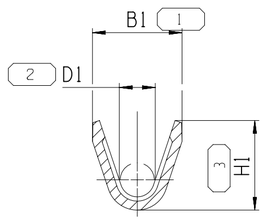

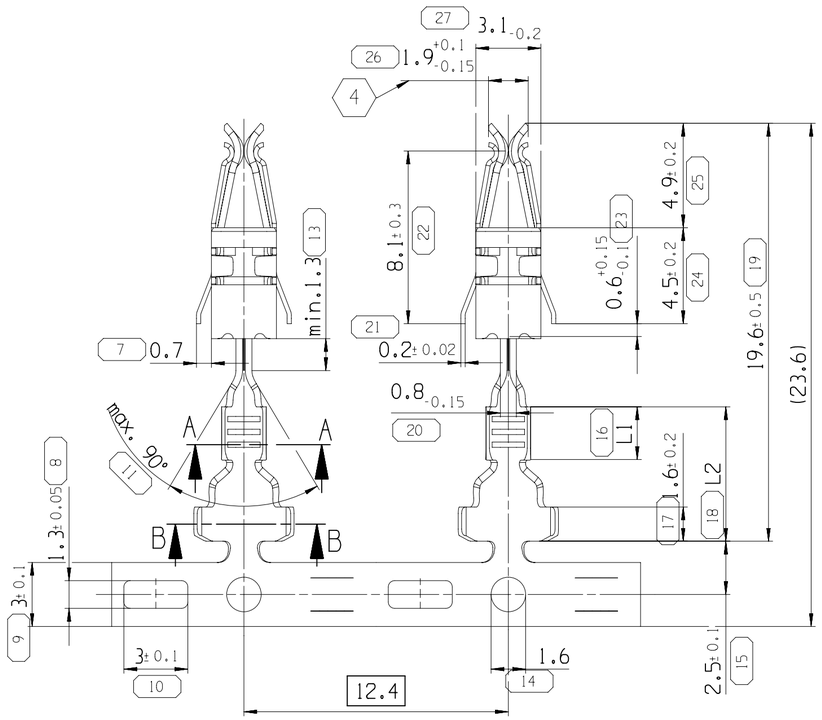

Pictured is Crimp size
Dargestellt ist Crimpgroesse
0,50-1,00mm²

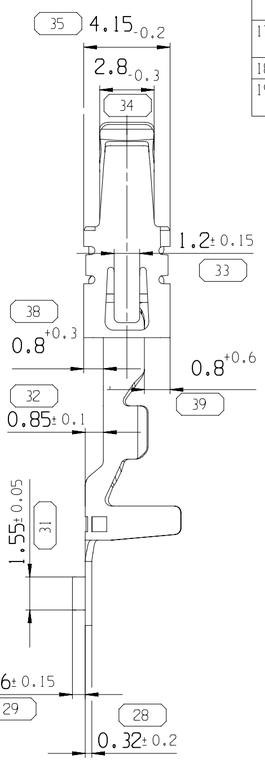

~~33400876~~	01	1.5-3µm Ag	CuFe2P	>1.00-2.50	3B	3.6	1.8	3.8	5.3	3.5	5.0	3.5	6.8	60994034 (10779161) Yellow / *Gelb*	2.7-3.0
F432510 (~~33523148~~)	01	1-3µm SnTop	CuFe2P		3T										
F332510 (33523147)	01	1-3µm Sn	CuFe2P		3L									60994023 (10779159) Red-brown/*Rotbraun*	2.0-2.7
F232510 (33523146)	01	1-3µm Sn	CuSn4		3A										
~~33400874~~	01	1.5-3µm Ag	CuFe2P	0.50-1.00	2B	2.5	1.2	2.7	5.1	3.3	4.8	3.0	6.3	60994015 (10779162) Blue/*Blau*	1.2-2.0
F132510 (~~33523145~~)	01	1-3µm SnTop	CuFe2P		2T										
F032510 (33523144)	01	1-3µm Sn	CuFe2P		2L										
F922510 (33523143)	01	1-3µm Sn	CuSn4		2A										
~~33400872~~	01	1.5-3µm Ag	CuFe2P	>0.22-0.35	1B	2.1	0.8	2.1	4.7	3.2	4.5	2.5	6.3	60994015 (10779162) Blue/*Blau*	1.2-2.0
F822510 (~~33522782~~)	01	1-3µm SnTop	CuFe2P		1T										
F722510 (33522783)	01	1-3µm Sn	CuFe2P		1L										
F622510 (33522784)	01	1-3µm Sn	CuSn4		1A										
Part Nr. *Teile Nr.*	Rev.	Surface finish *Oberflaeche*	Material Contact body *Grundkoerper*	Crimp area *Crimpbereich* (mm²)	Part code *Teilecode*	B1 ±0.3	D1 ±0.3	H1 ±0.3	B2 ±0.3	D2 ±0.3	H2 ±0.3	L1 ±0.2	L2 ±0.5	Part-no./ Color *Teilenr. / Farbe*	Insulation-Ø *Isolations-Ø*
										02AA				Single wire seal (SWS) Einzeladerdichtung (EAA)	

Crimped Terminal
Anschlagbild

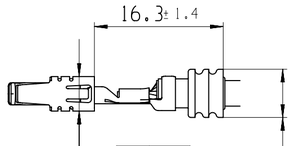

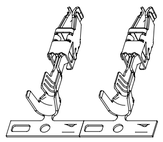

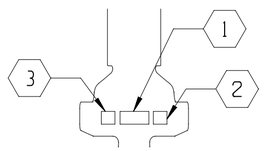

	Notes / *Bemerkungen*
1	Supplier code / *Firmenzeichen*
2	Week and Year of production - Year/*Jahr* : 2020=X; 2021=Y *Woche und Jahr der Herstellung*
3	Part code / *Teilecode*
4	measured without gap / *gemessen ohne Luftspalt*
	Material
5	Hood / *Ueberfeder* : X10 CrNi18 8
6	Contact body / *Grundkoerper* : see table /*siehe Tabelle*
7	Associated male terminal: 0.8±0.03 x 2.8±0.1 *Zugehoeriger Flachstecker*
	Symbol key / *Zeichenerklaerung*
8	⬭ Inspection report no. / *Masznr.*
9	( ) Dimensions for Help / *Hilfsmasze*
10	☐ Theoretic Dimensions / *Theoretische Masze*
11	Rm = radius center point / *Rm = Radiusmitte*
12	E = width across corners / *E = Eckenmasz*
	Cross references / *Querverweise*
13	Cavity / *Kammer* : Ø 5.2±0.1 :9 001 07 10
14	Crimpspecification / *Crimpspezifikation* :9 084 11 00
14	Single Wire Seal / *Einzeladerdichtung* :15453990
15	Reels stored horizontal! Carrier strip down *Spulen horizontallagern! Haltestreifen unten*
16	~~—~~ Crossed out part no. only on request *Durchgestrichene Teilenummern nur auf Anfrage*
17	Deviations from the pictorial representation are allowed *Abweichungen von der bildlichen Darstellung sind zulaessig*
18	( ) Assiociated Aptiv part no./*Zugehoerige Aptiv Teilenr.*
19	Only the german language shall be binding *Massgebend ist nur der deutsche Text*

DWG STATUS DATE	STG	REV	N/P	CHG	ZONE	REVISION HISTORY	AUTH	DR	APVD 1	APVD 2
15MR15	R	01	--	--		FIRST EDITION FOR NEW STAMP TOOL-TOOL DUPLICATION		ST.MUE	P.NUE	C.SCH
16JL19		01	AA		B6	typing error correction dim. was 3.8		S.Wei	P.Nue	M.Por

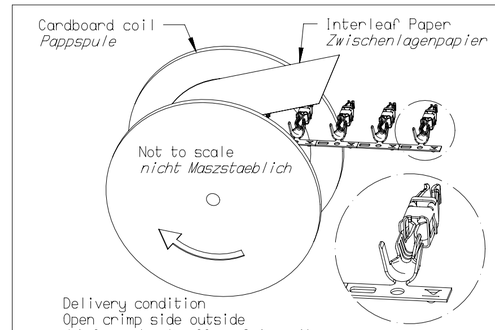

DWG TYP
CUSTOMER PART DRAWING

WEIGHT (GR) | DISTR CODE

VOLUME (CM³)

ROUTING

UNLESS OTHERWISE SPECIFIED

GENERAL TOLERANCES ACCORDING TO:
DIN ISO 2768-fH
DIN ISO 1101

GD&T ACCORDING TO:
DIN EN ISO 1101

REFERENCE
pci0797101

FIRST ANGLE PROJECTION

DO NOT SCALE
USE MATH DATA
CAD NX

•APTIV•

CONNECTION SYSTEMS
Nuremberg, Germany

COPYRIGHT 2015 APTIV. ALL RIGHTS RESERVED.

THIS DRAWING IS THE PROPERTY OF APTIV AND CONTAINS APTIV CONFIDENTIAL INFORMATION. THE REPRODUCTION, DISTRIBUTION AND UTILIZATION OF THIS DOCUMENT OR ITS RELATED CAD MATH DATA, AS WELL AS COMMUNICATION OF ANY CONTENT TO OTHERS, WITHOUT EXPRESS AUTHORIZATION, IS PROHIBITED.

DIESE ZEICHNUNG IST EIGENTUM DER FIRMA APTIV UND ENTHAELT APTIV VERTRAULICHE INFORMATIONEN. DIE REPRODUKTION, VERTEILUNG UND NUTZUNG DIESES DOKUMENTES ODER DEREN ZUGEHOERIGEN CAD DATEN, ODER AUCH ALS KOMMUNIKATION VON BELIEBIGEN INHALT ZU ANDEREN, IST OHNE BERECHTIGUNGSPRUEFUNG DURCH DIE APTIV UNZULAESSIG.

		DATE
DR	St.Mueller	01JL15
APVD1	P.Nuetzel	02JL15
APVD2	S.Weiss	02JL15
APVD3		
APVD4		
APVD5		

SUBSTANCES OF CONCERN AND RECYCLED CONTENT PER APTIV 10949001
POTENTIELL GEFAEHRLICHE STOFFE UND REZYKLATANTEIL
GEMAESS APTIV 10949001

MATERIAL
see table
siehe Tabelle

DRAWING NAME
DCS2-2.8
Female Terminal-waterproof
Flachkontakt-wasserdicht
CUS25

DRAWING NUMBER
13588001

SIZE	SCALE	FRAME NO	SHEET NO	STG	REV	N/P
A2	5:1	1 OF 1	1 OF 1	R	01	AA

User: jz6x9s
Part: 13588001-CUS25-S01-01AA Date: 23-Jul-19 Time: 11:42:21
jz6x9s,07232019,11:41,241pass.pgr