

Features and Benefits



Our **Shielded Power Surface Mount Inductors** are designed to provide optimal performance in high current power supplies and converters, and are offered in industry standard package sizes for universal compatibility with automatic pick-and-place equipment. The magnetically shielded, rugged, epoxy molded construction offers durability in harsh environments, high saturation current capabilities, and tolerances down to +/-2% of nominal inductance to minimize crosstalk between components, and allowing tighter assembly on valuable circuit board real estate. Standard operating temperature ranges are per MIL-specs, -55°C to +125°C. Custom designs to meet any application specific requirements, and space level up-screening to MIL-STD-981C Group A and B are always available.

Our **High Current Surface Mount Power Chokes** are designed to meet MIL-PRF-27 operating temperature range, -55°C to +130°C, and MIL-STD-202 shock and vibration requirements. With inductance values up to 100,000µH, and current ratings up to 11.91 Amps, these chokes are ideal for LED driver circuits, heavy motor drive circuits, and high current voltage regulators. Higher operating temperatures up to 200°C for application specific requirements are always available.

Our **High Temperature Power Toroids** feature operating temperature range up to 200°C, inductance values up to 100µH and current ratings up to 26.6 Amps. Flexible vertical or horizontal mounting configurations offer PCB layout solutions. The high temperature core material results in low core loss and minimal self-heating. Customized sizes to meet application specific requirements are always available.

All Delevan Power inductors offer termination options in RoHS compliant Tin-Silver-Copper (Sn96.5Ag3.0Cu0.5) over Copper (Cu) or Tin-Lead (Sn63/Pb37) over Copper (Cu) to support military applications.



Product Applications

- DC-DC Converters
- EMI Filters
- Voltage Regulators
- Output Chokes
- Switching Power Supplies
- HB LED Drivers
- Aerospace Electrical Power Systems
- High Current Voltage Regulators
- High Power Antenna Systems

Market Applications

- Industrial
- Military
- Medical
- Avionics
- Aerospace
- Telecomm
- Transportation (Railroad)
- Down hole & Sub-Sea Oil Industry
- Automotive (Engine Compartment)
- Commercial

Delevan Product Line




LEVEL "S" RELIABILITY PRODUCTS: The most reliable off the shelf inductors in the industry for use in high reliability applications, including communication systems, radar systems, guidance systems, fire control systems, avionics and space. Conforms to specification sheets MIL-PRF-39010 /01, /02, /03, /04, /05, /06 and /08. They include our full range of shielded and unshielded wire wound molded designs in phenolic (non-magnetic), powdered iron and ferrite core materials. Inductance values range from 0.10µH to 1,000µH, and operating temperatures from -55°C to +125°C.



MILITARY PRODUCTS:

- Only qualified manufacturer to "S" Level Failure Rate of DSCC MIL-Spec MIL-PRF-39010
- Other DSCC MIL-Spec approvals:
 - MIL-PRF-15305, 25+ MIL-Spec qualifications
 - MIL-PRF-83446, 20+ MIL-Spec qualifications
 - MIL-PRF-27, 3 MIL-Spec qualifications
- MIL-STD-202: On-site environmental test lab featuring thermal shock, temperature cycling, moisture resistance, solderability, life test, calibration, real time X-ray, and failure analysis
- MIL-STD-690: Product maintenance testing featuring 15,000,000 hours load/temperature testing every 14 months



CUSTOM PRODUCTS: Our prototype services provide solutions within hours or days, not weeks or months. We provide solutions to meet the demands for extreme product miniaturization, and we are committed to delivering better electrical and mechanical performance than any other manufacturer in the industry. Adhering to daily Kaizen and Lean Manufacturing practices enable us to engineer custom products of the highest quality at the lowest cost possible.



RF INDUCTORS:

- Axial-leaded, radial-leaded, and surface mount configurations
- Rugged epoxy molded construction using UL94V-0 materials
- Encapsulation provide resistance to corrosion in extreme environments
- Shielded configurations result in less than 2% coupling
- Tight tolerances to within +/-1% of nominal inductance
- Surface mount industry standard package sizes, with low-profile and temperature stable versions available
- Inductance ranges from 0.0018µH to 33,000µH
- -55°C to +125°C full Military operating temperature range




POWER INDUCTORS:

- Axial-leaded, radial-leaded, and surface mount configurations
- Inductance ranges from 0.22µH to 100,000µH
- Current ratings from 0.050A to 19.9A
- High temperature designs operating at up to +220°C
- Designed to withstand high levels of mechanical shock and vibration

DELEVAN™

A REGAL REXNORD BRAND



DELEVAN™
A REGAL REXNORD BRAND

270 Quaker Road, East Aurora, New York 14052

716.652.3600




www.delevan.com

SURFACE MOUNT POWER INDUCTORS

Product	Inductance Range	DCR Max	Rated Current	Dimensions Inches (Millimeters)
 P160	0.330 uH to 330 uH	0.033 OHMS to 12.0 OHMS	1929 mA DC to 101 mA DC	L= 0.145-0.155 (3.68-3.94) W= 0.115-0.125 (2.92-3.18) H= 0.100 Max. (2.54 Max.)
 SP1008	0.270 uH to 100 uH	0.099 OHMS to 10.9 OHMS	1070 mA DC to 102 mA DC	L= 0.095-0.115 (2.41-2.92) W= 0.085-0.105 (2.16-2.66) H= 0.0755-0.095 (1.91-2.41)
 SP1210	0.470 uH to 390 uH	0.100 OHMS to 32.4 OHMS	1440 mA DC to 80 mA DC	L= 0.118-0.138 (3.00-3.51) W= 0.085-0.105 (2.16-2.66) H= 0.081-0.101 (2.06-2.57)
 SP1812*	10 uH to 330 uH	0.081 OHMS to 10.9 OHMS	1580 mA DC to 136 mA DC	L= 0.166-0.190 (4.22-4.83) W= 0.118-0.134 (3.00-3.40) H= 0.118-0.134 (3.00-3.40)
 P1330	10 uH to 1000 uH	0.045 OHMS to 11160 OHMS	2780 mA DC to 105 mA DC	L= 0.300-0.325 (7.62-8.26) W= 0.105-0.125 (2.67-3.18) H= 0.125-0.145 (3.18-3.68)
 P1812*	1.0 uH to 330 uH	0.113 OHMS to 15.240 OHMS	1050 mA DC to 90 mA DC	L= 0.166-0.190 (4.22-4.83) W= 0.118-0.134 (3.00-3.40) H= 0.118-0.134 (3.00-3.40)
 2512	10 uH to 100.0 uH	0.15 OHMS to 6.0 OHMS	1640 mA DC to 260 mA DC	L= 0.235-0.255 (5.97-6.48) W= 0.085-0.105 (2.16-2.67) H= 0.090-0.110 (2.29-2.79)
 4922*	0.22 uH to 22000 uH	0.0080 OHMS to 160.0 OHMS	7.00 Amps DC to 0.050 Amps DC	L= 0.490-0.520 (12.44-13.21) W= 0.230-0.250 (5.84-6.35) H= 0.210-0.230 (5.33-5.84)
 8532*	10 uH to 18000.0 uH	0.009 OHMS to 40.0 OHMS	6.27 Amps DC to 0.09 Amps DC	L= 0.840-0.880 (21.34-22.35) W= 0.310-0.330 (7.87-8.38) H= 0.266-0.286 (6.76-7.26)
 5500	3.9 uH to 100000 uH	0.007 OHMS to 76.0 OHMS	11.91 Amps DC to 0.11 Amps DC	L= 1.020-1.080 (25.91-27.44) W= 0.480-0.510 (12.20-12.96) H= 0.52 Max. (13.21 Max.)

*QPL parts offered in these product series

Product	Inductance Range	DCR Max	Rated Current	Dimensions Inches (Millimeters)
 HCT	2.8 uH to 29.0 uH	0.0025 OHMS to 0.025 OHMS	15.60 Amps DC to 2.16 Amps DC	L= 0.665-0.945 (16.89-24.0) W= 0.665-0.940 (16.89-23.87) H= 0.400 Max. (10.16 Max.) (Three Package Sizes Available)
 HRSPD	1.2 uH to 1000 uH	0.009 OHMS to 5.000 OHMS	8.10 Amps DC to 0.17 Amps DC	L= 0.475±0.004 (12.07±0.10) W= 0.475±0.004 (12.07±0.10) H= 0.166 Max. (4.20 Max.) HRSPD73 H= 0.198 Max. (5.03 Max.) HRSPD74 H= 0.283 Max. (7.02 Max.) HRSPD125 H= 0.355 Max. (9.02 Max.) HRSPD127 (Four Package Sizes Available)
 4501	0.47 uH to 300.0 uH	0.005 OHMS to 1.100 OHMS	6.50 Amps DC to 0.40 Amps DC	L= 0.360±0.010 (9.14±0.25) W= 0.360±0.010 (9.14±0.25) H= 0.200±0.010 (5.08±0.25)
 4448	0.47 uH to 300.0 uH	0.004 OHMS to 1.003 OHMS	7.90 Amps DC to 0.54 Amps DC	L= 0.520-0.540 (13.21-13.71) W= 0.520-0.540 (13.21-13.71) H= 0.310 Max. (7.87 Max.)
 PTHF-SM PTKM-SM	10 uH to 330 uH	0.01 OHMS to 0.36 OHMS	7.36 Amps DC to 0.96 Amps DC	L= 0.700-0.440 (17.78-11.18) W= 0.670-0.440 (17.02-11.18) H= 0.400 Max. (10.16 Max.) (Two Package Sizes Available)
 SPD42R	1.2 uH to 100 uH	0.019 OHMS to 0.700 OHMS	1.80 Amps DC to 0.12 Amps DC	L= 0.185±0.012 (4.7±0.3) W= 0.185±0.012 (4.7±0.3) H= 0.115 Max. (2.92 Max.)
 SPD62R	1.2 uH to 330 uH	0.08 OHMS to 3.30 OHMS	3.50 Amps DC to 0.22 Amps DC	L= 0.244±0.012 (6.2±0.3) W= 0.260±0.12 (6.6±0.3) H= 0.118 Max. (3.0 Max.)
 SPD73R SPD74R	1.2 uH to 1000 uH	0.020 OHMS to 9.44 OHMS	4.40 Amps DC to 0.156 Amps DC	L= 0.287±0.020 (7.3±0.5) W= 0.287±0.020 (7.3±0.5) H= 0.153 Max. (3.9 Max.) SPD73R H= 0.185 Max. (4.7 Max.) SPD74R
 SPD125R SPD127R	2.2 uH to 1000 uH	0.020 OHMS to 2.000 OHMS	8.50 Amps DC to 0.40 Amps DC	L= 0.472±0.032 (12.0±0.8) W= 0.472±0.032 (12.0±0.8) H= 0.236 Max. (6.0 Max.) SPD125R H= 0.315 Max. (8.0 Max.) SPD127R
 S3483R	10 uH to 1000 uH	0.019 OHMS to 5.740 OHMS	3.12 Amps DC to 0.13 Amps DC	L= 0.276-0.283 (7.0-7.2) W= 0.276-0.283 (7.0-7.2) H= 0.114-0.138 (2.9-3.5)

Product	Inductance Range	DCR Max	Rated Current	Dimensions Inches (Millimeters)
 2256	0.22 uH to 22000 uH	0.0080 OHMS to 160.0 OHMS	7.00 Amps DC to 0.050 Amps DC	L= 0.550-0.570 (14.00-14.48) D= 0.205-0.225 (5.21-5.72)
 2474	1.0 uH to 18000 uH	0.009 OHMS to 40.0 OHMS	6.27 Amps DC to 0.09 Amps DC	L= 0.740±0.010 (18.80±0.25) D= 0.240±0.010 (6.10±0.25)
 4590	3.9 uH to 100000 uH	0.007 OHMS to 76.0 OHMS	9.75 Amps DC to 0.09 Amps DC	L= 0.900 Max. (22.86 Max.) D= 0.455 Max. (11.55 Max.)
 3443	1.0 uH to 15000 uH	0.005 OHMS to 21.9 OHMS	17.8 Amps DC to 0.26 Amps DC	L= 0.870 Max. (22.14 Max.) W= 0.515 Max. (13.10 Max.) H= 0.600 Max. (15.27 Max.)
 DC630	1.0 uH to 680 uH	0.003 OHMS to 0.468 OHMS	14.00 Amps DC to 1.42 Amps DC	L= 0.810±0.020 (20.57±0.508) D= 0.630±0.030 (16.0±0.762)
 DC780	1.0 uH to 2200 uH	0.003 OHMS to 1.540 OHMS	11.4 Amps DC to 0.8 Amps DC	L= 0.815±0.015 (20.7±.4) D= 0.775±0.025 (19.6±0.6)
 DC1050	100 uH to 4700 uH	0.034 OHMS to 1.860 OHMS	7.5 Amps DC to 1.0 Amps DC	L= 0.840 Max. (21.336 Max.) D= 1.080-1.180 (27.44-29.98)
 DC1390	15.0 uH to 3900 uH	0.006 OHMS to 0.845 OHMS	19.9 Amps DC to 1.68 Amps DC	L= 1.064 Max. (27.03 Max.) D= 1.400-1.480 (35.56-37.60)
 HC	5 uH to 500 uH	0.008 OHMS to 0.130 OHMS	1 Amps DC to 20 Amps DC	L= 0.875-1.687 (22.23-41.28) D= 0.625-1.500 (15.88-38.10) (Four Package Sizes Available)
 HTPT66	0.390 uH to 100 uH	0.0020 OHMS to 0.145 OHMS	18.3 Amps DC to 1.9 Amps DC	L= 0.660 Max. (16.76 Max.) W= 0.360 Max. (9.14 Max.)

THROUGH HOLE POWER INDUCTORS