# TERMINAL BLOCK

# CONTENT PAGE


## Overview ---- 1–2

## Wire Protector System ---- 3–18



TA ···· 4
VA ···· 5
TB ···· 5
TC ···· 6
TD ···· 7
TE/TF ···· 7
T3 ···· 8
T5 ···· 8
T4 ···· 9
TK ···· 9
TL ···· 10
VY ···· 10
TQ ···· 11
T9 ···· 11
TR ···· 12–13
KH ···· 14
TM ···· 15
EN ···· 15
KY ···· 16
KZ ···· 17
EC ···· 18
E7 ···· 18

## Rising Clamp System ---- 19–59



VN ···· 20–21
ER ···· 20–21
VQ ···· 20–21
ED ···· 22–23
YO ···· 22–23
YP ···· 22–23
YQ ···· 24–25
TV ···· 24–25
YA ···· 26
T2 ···· 27
TP ···· 28
ES ···· 29
TZ ···· 29
V3 ···· 30
TO ···· 30
YC ···· 31
EK ···· 31
TI ···· 32–33
TU ···· 32–33
YD ···· 32–33
VI ···· 34–35
VJ ···· 36–38
EQ ···· 39
YF ···· 39
YE ···· 40
YR ···· 41
YG ···· 41
YS ···· 42–43
YL ···· 42–43
YM ···· 44
EB ···· 45
YB ···· 46
YN ···· 46
YH ···· 47
YT ···· 47
YI ···· 48
T7 ···· 49–50
KQ ···· 49–50
KO ···· 51
VV ···· 51
VP ···· 52–53
EJ ···· 54–55
EI ···· 54–55
E4 ···· 54–55
V4 ···· 54–55
VT ···· 56
TG ···· 56
E6 ···· 57–58
KP ···· 57–58
K6 ···· 59
K7 ···· 59

## Screw Pluggable System ---- 60–152



TH ···· 61–62
TT ···· 61–62
EH ···· 63
TX ···· 63
KR ···· 64
TY ···· 64
VG ···· 65–66
EO ···· 65–66
EP ···· 65–66
EX ···· 65–66
OP ···· 67–68
KG ···· 67–68
E2 ···· 69
VD ···· 69
TJ ···· 70–72
EZ ···· 73
VR ···· 74
VB ···· 75
ET ···· 76
EV ···· 77
TS ···· 78–81
VM ···· 82–84
EM ···· 85–86
EL ···· 87–88
VE ···· 89–90
OQ ···· 91–96
VS ···· 97
VK ···· 98–99
VC ···· 100–101
EW ···· 102–103
EU ···· 104–105
NC ···· 106–107
KE ···· 108–111
K3 ···· 112–113
VL ···· 114–117
VF ···· 118–120
VO ···· 121–122
V7 ···· 123–126
KL ···· 127–128
V5 ···· 129–130
V9 ···· 131–132
KI ···· 133–134
KV ···· 135–136
AO ···· 137
AR ···· 137
V8 ···· 138–139
KK ···· 140
KF ···· 141
VH ···· 141
KT ···· 142–143
KS ···· 142–143
VZ ···· 144
VX ···· 145–146
KU ···· 147–148
KX ···· 149
K4 ···· 150
EY ···· 150
K5 ···· 151
KJ ···· 152
FW ···· 152

# CONTENT PAGE


## Spring Clamp Pluggable System ---- 153–174



HI ···· 154–156
HN ···· 157–158
HP ···· 157–158
HW ···· 159–161
H4 ···· 162–163
H5 ···· 164–166
NB ···· 167–168
KD ···· 169–171
ND ···· 172
VW ···· 173
HN ···· 173
NF ···· 174

## Spring Clamp System ---- 175–212



HA ···· 176–178
NA ···· 176–178
HX ···· 179
HB ···· 180–181
H6 ···· 182
H7 ···· 183
TN ···· 184
HC ···· 185
NE ···· 186–187
HE ···· 186–187
HD ···· 188–189
HG ···· 188–189
HT ···· 190–191
HV ···· 190–191
HF ···· 192
HH ···· 192
HM ···· 193–195
HQ ···· 196–197
HR ···· 198–199
HS ···· 200–201
H3 ···· 202
H2 ···· 203–204
H8 ···· 203–204
HY ···· 205
HL ···· 205
DS240 ···· 206–207
NH ···· 206–207
NI ···· 206–207
H9 ···· 208
NA ···· 208
NJ ···· 209
NK ···· 210
NP ···· 211
NQ ···· 211
NM ···· 212

## Accessories ---- 213–222



AN ···· 214
AM ···· 214
AP ···· 215
AE ···· 215
AF ···· 216
AG ···· 216
AU ···· 217
AI ···· 217
AL ···· 218
AJ ···· 219
AK ···· 219
AS ···· 220
AT ···· 220
AD ···· 221
ANAA ···· 221
AH ···· 222

## Barrier Terminal Blocks ---- 223–246



YK (30/40/50/60/70/90) ···· 224–231
YK (21/31/32/41/42/51/61 Series) ···· 232–239
YK (11/22/33/44/55/88 Series) ···· 240–245
YK (66/77) ···· 246

## Cross Reference List ---- 247–280

DINKLE ···· 247–258
PHOENIX ···· 259–273
WEIDMULLER ···· 274–280

# TERMINAL BLOCKS

## OVERVIEW

FCI's PCB signal and power Terminal Blocks are available in both pluggable and fixed configurations. They come in different pitch and wire sizes for signal and power solutions.

The proven rising-cage-clamp technology ensures long-life, reliable connections, especially for demanding applications in industrial, instrumentation and communications environments.



## FEATURES & BENEFITS

- Robust and solid design
- Modular system, 2 up to 24 positions
- Pitch-sizes: 2.50mm, 2.54mm, 3.50mm, 3.81mm, 4.50mm, 5.00mm, 5.08mm, 6.35mm, 7.50mm, 7.62mm, 9.52mm, 10.00mm, 10.16mm, 12.70mm, 15.00mm, 19.00mm
- Signal and Power, current ratings from 2A up to 125A
- Various product configurations
- Locking flange feature
- Latching feature, prevent miss-match
- End-to-end stackable
- Through mount soldering
- High performance rising-cage-clamp contact system and spring-clamp-contact
- High durability, 200 mating cycles

## TARGET MARKETS / APPLICATIONS

- Industrial & Instrumentation and Medical
  - Embedded control units
  - Measurement equipment
  - Medical Instrumentation
  - Power Supplies
  - Security
  - HVAC
  - Lighting
- Communications

# TERMINAL BLOCKS

FCI's PCB signal and power Terminal Blocks are available in both pluggable and fixed configurations. They both utilize proven high performance Rising-cage-clamp technology that ensures a perfect connection time after time.

FCI supports its high reliability Terminal Blocks with excellent customer service, standard products delivered from stock, fast sample service and easy access to product information at www.fci.com/terminalblocks.

## PLUGGABLE



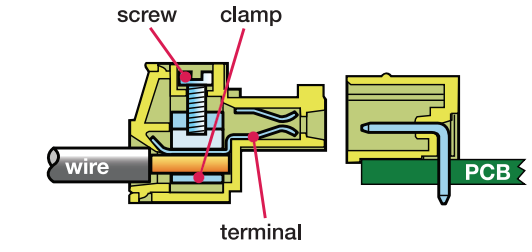


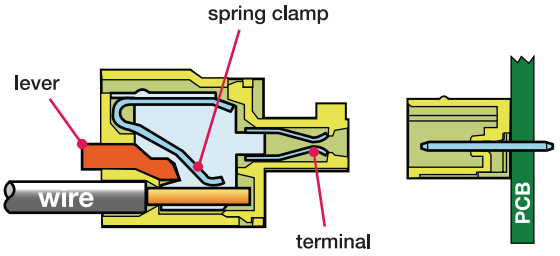


## FIXED



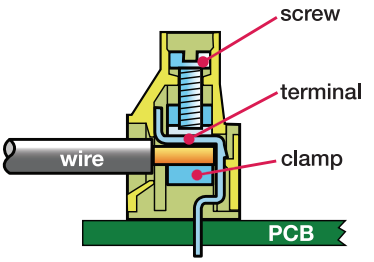


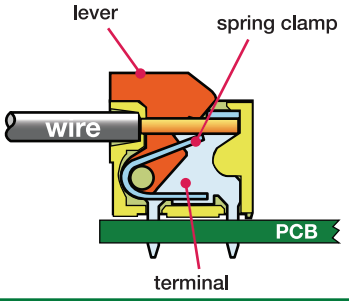


TMBPDTFAMILY1113A4

For more information,
please contact: Communications@fci.com
or visit us at www.fci.com/terminalblocks

**Disclaimer**
Please note that the above information is subject to change without notice.

# WIRE PROTECTOR SYSTEM

## OVERVIEW

For wire protector system, the wire guard is pushed down by turning the screw clock-wise. The terminal is fixed in the housing and there is no lift system.

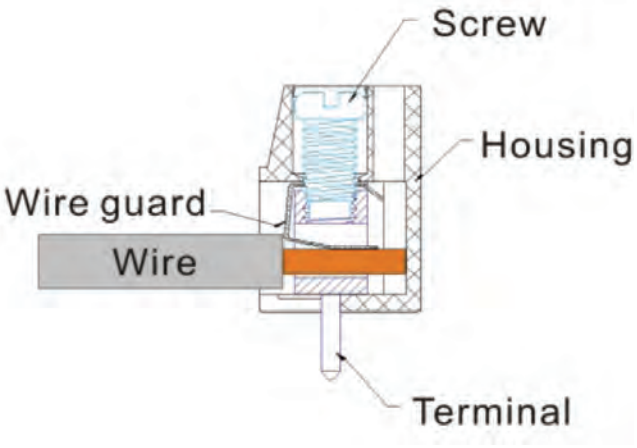




Wire protector systems are used to prevent damage from rising clamps or screw terminals. Wire protector terminals secure the wires with a flat surface instead of a screw-like surface. This prevents the wires from being twisted. They are intended for use in light duty environments.

# WIRE PROTECTOR SYSTEM



TA

Pitch 5.0mm
2-Interlock/Polyamide
Poles 2p/3p
TAxx016100J0G*
Number of poles

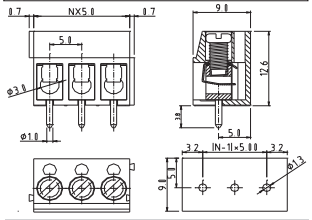

| Electrical: | UL | VDE |
|---|---|---|
| Voltage rating: | 250V | 250V |
| Current rating: | 16A | 16A |
| Wire range: | 0.5 - 2.5mm² | |
| Solid wire(AWG): | 14-26 | |
| Stranded wire(AWG): | 14-26 | |
| Torque: | 2.6Lb-In | 0.5Nm |
| Screw: | M3 | |
| Wire strip length: | 6~7mm | |
| Withstanding Voltage: | 1.5KV | 2KV |
| Safety Approval: | | |



TA

Pitch 5.08mm
1-Interlock
Poles 2p/3p
TAxx416300J0G*
Number of poles

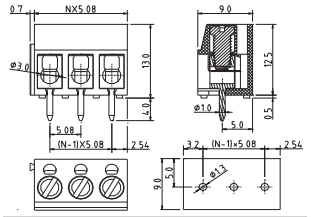

| Electrical: | UL |
|---|---|
| Voltage rating: | 300V |
| Current rating: | 15A |
| Wire range: | |
| Solid wire(AWG): | 14-22 |
| Stranded wire(AWG): | 14-22 |
| Torque(Lb-In) : | 3.5 |
| Screw: | M3 |
| Wire strip length: | 6~7mm |
| Withstanding Voltage: | 1.6KV |
| Safety Approval: | |



TA

Pitch 7.5mm
1-Interlock
Poles 2p/3p
TAxx2161BBJ0G*
Number of poles

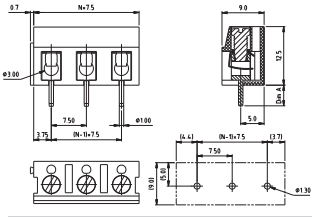

| Electrical: | UL |
|---|---|
| Voltage rating: | 250V |
| Current rating: | 16A |
| Wire range: | |
| Solid wire(AWG): | |
| Stranded wire(AWG): | 14-22 |
| Torque(Lb-In) : | 3.5 |
| Screw: | M3 |
| Wire strip length: | 6~7mm |
| Withstanding Voltage: | 1.5KV |
| Safety Approval: | |

## PART NUMBERS

**TA (5.0)** — XX Number of contacts | X Pitch | X Screw & Clamp | X Color | X Tail length | XXXXX | X

**End Stackable**
For 5.0 Pitch
02 to 24 2 to 24 contacts
For 10.0 Pitch
02 to 12 2 to 12 contacts
For 7.5 Pitch
02 to 16 2 to 16 contacts
For 15.0 Pitch
02 to 08 2 to 8 contacts

Pitch:
0 5.00/.197"
1 10.00/.394"
2 7.5/.295"
3 15.00/.950"

Screw & Clamp:
0 "-/+"Combination type W/Brass Machined Clamp
1 "-"Slot type W/Brass Machined Clamp

Color:
0 Black
5 Green (RAL 6018/T)
6 Blue
8 Grey (RAL 7035/D)
C Green (RAL 6018/U)

Tail length:
0 4.4mm
1 3.8mm
2 3.5mm

XXXXX:
00J0 2 Interlock (only for 5.0 & 10.0 pitch) (Steel screw plating $Cr^{3+}$)
BBJ0 1 Interlock (only for 7.5 & 15.0 pitch) (Steel screw plating $Cr^{3+}$)
Any special item by customer request, please contact sales department.

X:
G RoHS compliant (lead<4% ) In copper Alloy

**TA (5.08)** — XX Number of contacts | X Pitch | X Screw & Clamp | X Color | X Tail length | XXXXX | X

**End Stackable**
For 5.08 Pitch
02 to 24 2 to 24 contacts
For 10.16 Pitch
02 to 12 2 to 12 contacts

Pitch:
4 5.08/.20" (1-lock)
5 10.16/.40" (1-lock)

Screw & Clamp:
0 "-/+"Combination type W/Brass Machined Clamp
1 "-"Slot type W/Brass Machined Clamp

Color:
0 Black
5 Green (RAL 6018/T)
6 Blue
8 Grey (RAL 7035/D)
C Green (RAL 6018/U)

Tail length:
1 3.8mm
3 4.0mm

XXXXX:
00J0 Standard (Steel screw plating $Cr^{3+}$)
Any special item by customer request, please contact sales department.

X:
G RoHS compliant (lead<4% ) In copper Alloy

For more information,
please contact: Communications@fci.com
or visit us at www.fci.com/terminalblocks

**Disclaimer**
Please note that the above information is subject to change without notice.

# WIRE PROTECTOR SYSTEM




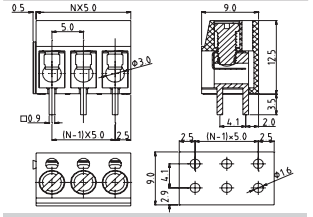

| Electrical: | cULus |
|---|---|
| Voltage rating: | 300V |
| Current rating: | 15A |
| Wire range: | |
| Solid wire(AWG): | 14-22 |
| Stranded wire(AWG): | 14-22 |
| Torque(Lb-In) : | 3.5 |
| Screw: | M3 |
| Wire strip length: | 6~7mm |
| Withstanding Voltage: | 1.6KV |
| Safety Approval: | cRUus |




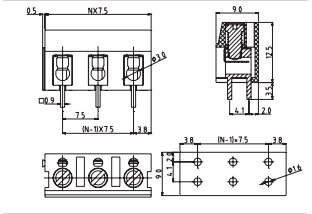

| Electrical: | cULus |
|---|---|
| Voltage rating: | 300V |
| Current rating: | 15A |
| Wire range: | |
| Solid wire(AWG): | 14-22 |
| Stranded wire(AWG): | 14-22 |
| Torque(Lb-In) : | 3.5 |
| Screw: | M3 |
| Wire strip length: | 6~7mm |
| Withstanding Voltage: | 1.6KV |
| Safety Approval: | cRUus |




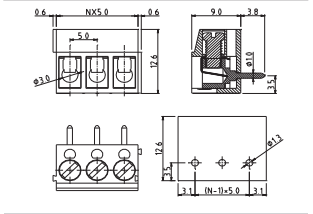

| Electrical: | UL |
|---|---|
| Voltage rating: | 250V |
| Current rating: | 16A |
| Wire range: | |
| Solid wire(AWG): | 14 |
| Stranded wire(AWG): | |
| Torque(Lb-In) : | 2.6 |
| Screw: | M3 |
| Wire strip length: | 6~7mm |
| Withstanding Voltage: | 1.5KV |
| Safety Approval: | RU |




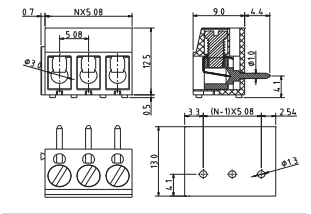

| Electrical: | UL |
|---|---|
| Voltage rating: | 300V |
| Current rating: | 15A |
| Wire range: | |
| Solid wire(AWG): | 14-22 |
| Stranded wire(AWG): | 14-22 |
| Torque(Lb-In) : | 3.5 |
| Screw: | M3 |
| Wire strip length: | 6~7mm |
| Withstanding Voltage: | 1.6KV |
| Safety Approval: | cRUus |

## PART NUMBERS

**VA** — XX Number of contacts | X Pitch | X Screw & Clamp | X Color | 0 | XXXX XX

**End Stackable**

For 5.0 Pitch
02 to 24 2 to 24 contacts

For 10.0 Pitch
02 to 12 2 to 12 contacts

For 7.5 Pitch
02 to 16 2 to 16 contacts

For 15.0 Pitch
02 to 08 2 to 8 contacts

| Pitch | |
|---|---|
| 0 | 5.00/.197" |
| 1 | 10.00/.394" |
| 2 | 7.5/.295" |
| 3 | 15.00/.950" |

| Screw & Clamp | |
|---|---|
| 0 | "-/+"Combination type W/Brass Machined Clamp |
| 1 | "-"Slot type W/Brass Machined Clamp |

| Color | |
|---|---|
| 0 | Black |
| 5 | Green (RAL 6018/T) |
| 6 | Blue |
| 8 | Grey (RAL 7035/D) |
| C | Green (RAL 6018/U) |

| XXXX | |
|---|---|
| 00J0 | Standard (Steel screw plating $Cr^{3+}$) Any special item by customer request, please contact sales department. |

| X | |
|---|---|
| G | RoHS compliant (lead<4% ) In copper Alloy |

**TB** — XX Number of contacts | X Pitch | X Screw & Clamp | X Color | X Tail length | XXXX XX

**End Stackable**

For 5.0 & 5.08 Pitch
02 to 24 2 to 24 contacts

For 10.0 & 10.16 Pitch
02 to 12 2 to 12 contacts

| Pitch | |
|---|---|
| 0 | 5.00/.197" |
| 1 | 10.00/.394" |
| 2 | 5.08/.20" |
| 3 | 10.16/.40" |

| Screw & Clamp | |
|---|---|
| 0 | "-/+"Combination type W/Brass Machined Clamp |
| 1 | "-"Slot type W/Brass Machined Clamp |

| Color | |
|---|---|
| 0 | Black |
| 5 | Green (RAL 6018/T) |
| 6 | Blue |
| 8 | Grey (RAL 7035/D) |
| C | Green (RAL 6018/U) |

| Tail length | |
|---|---|
| 0 | 4.4mm |
| 1 | 3.8mm |
| 2 | 3.5mm |

| XXXX | |
|---|---|
| 00J0 | Standard (Steel screw plating $Cr^{3+}$) Any special item by customer request, please contact sales department. |

| X | |
|---|---|
| G | RoHS compliant (lead<4% ) In copper Alloy |

# WIRE PROTECTOR SYSTEM




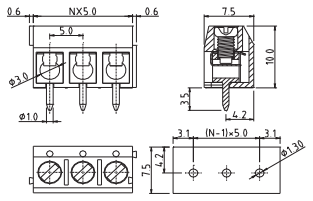

| Electrical: | cULus | VDE |
|---|---|---|
| Voltage rating: | 300V | 250V |
| Current rating: | 15A | 17.5A |
| Wire range: | 0.5 - 1.5mm² | |
| Solid wire(AWG): | 14 - 22 | |
| Stranded wire(AWG): | 14-22 | |
| Torque : | 2.6Lb-In | 0.4Nm |
| Screw: | M2.6 | |
| Wire strip length: | 5~6mm | |
| Withstanding Voltage: | 1.6KV | 2KV |
| Safety Approval: | cULus | VDE |




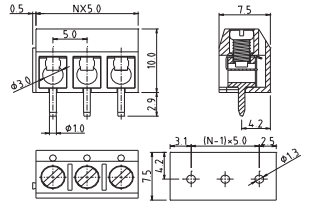

| Electrical: | cULus |
|---|---|
| Voltage rating: | 300V |
| Current rating: | 15A |
| Wire range: | |
| Solid wire(AWG): | 14 - 22 |
| Stranded wire(AWG): | 14 - 22 |
| Torque (Lb-In): | 2.6 |
| Screw: | M2.6 |
| Wire strip length: | 5~6mm |
| Withstanding Voltage: | 1.6KV |
| Safety Approval: | cULus |




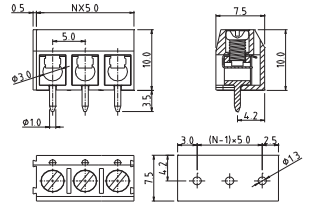

| Electrical: | cULus | VDE |
|---|---|---|
| Voltage rating: | 300V | 250V |
| Current rating: | 15A | 17.5A |
| Wire range: | 0.5 - 1.5mm² | |
| Solid wire(AWG): | 14-22 | |
| Stranded wire(AWG): | 14-22 | |
| Torque : | 2.6Lb-In | 0.4Nm |
| Screw: | M2.6 | |
| Wire strip length: | 5~6mm | |
| Withstanding Voltage: | 1.6KV | 2KV |
| Safety Approval: | cULus | VDE |




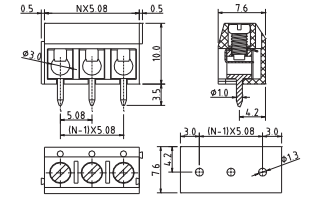

| Electrical: | cULus |
|---|---|
| Voltage rating: | 300V |
| Current rating: | 15A |
| Wire range: | |
| Solid wire(AWG): | 14-22 |
| Stranded wire(AWG): | 14-22 |
| Torque(Lb-In) : | 2.6 |
| Screw: | M2.6 |
| Wire strip length: | 5~6mm |
| Withstanding Voltage: | 1.6KV |
| Safety Approval: | cULus |

## PART NUMBERS

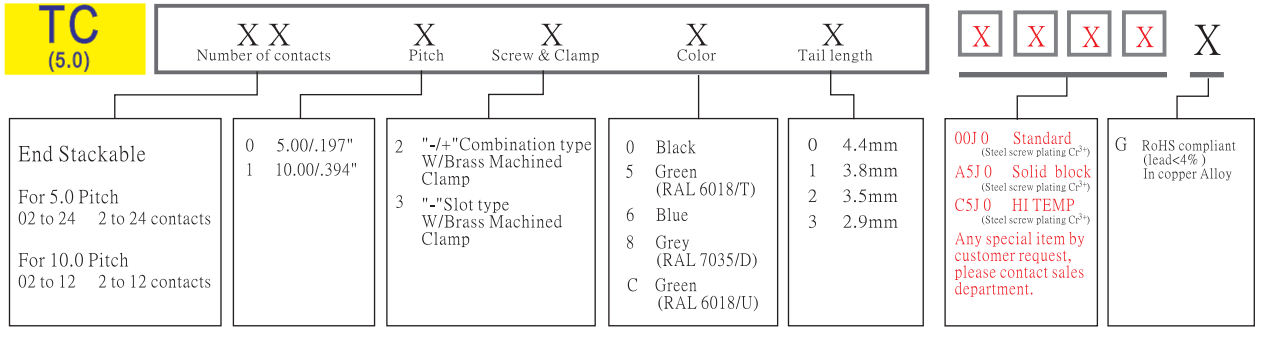


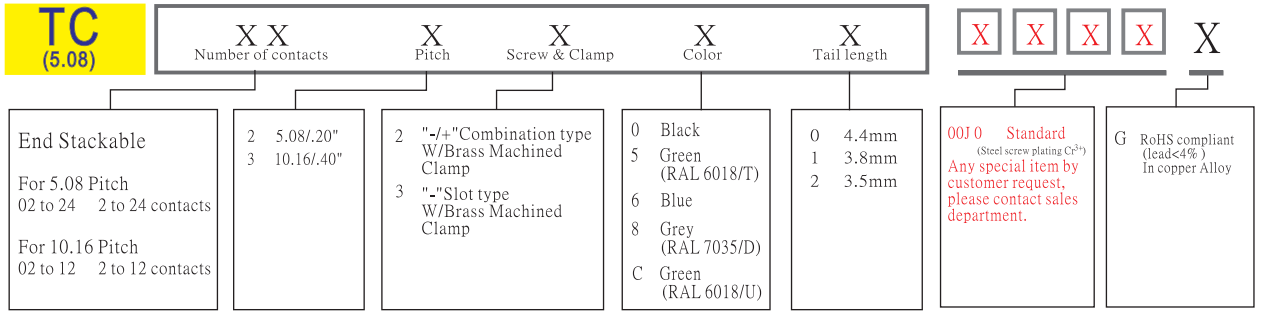


For more information,
please contact: Communications@fci.com
or visit us at www.fci.com/terminalblocks

**Disclaimer**
Please note that the above information is subject to change without notice.

# WIRE PROTECTOR SYSTEM




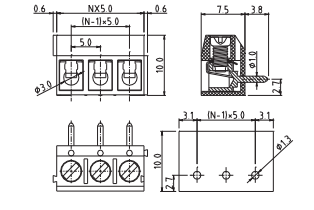

| Electrical: | cULus |
|---|---|
| Voltage rating: | 250V |
| Current rating: | 16A |
| Wire range: | |
| Solid wire(AWG): | 14 |
| Stranded wire(AWG): | 16 |
| Torque(Lb-In) : | 2.6 |
| Screw: | M2.6 |
| Wire strip length: | 5~6mm |
| Withstanding Voltage: | 1.5KV |
| Safety Approval: | cULus |




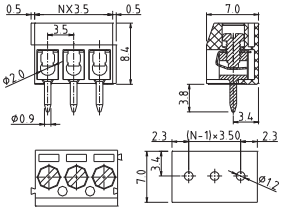

| Electrical: | UL |
|---|---|
| Voltage rating: | 125V |
| Current rating: | 10A |
| Wire range: | |
| Solid wire(AWG): | 16-26 |
| Stranded wire(AWG): | 18-26 |
| Torque(Lb-In) : | 1.7 |
| Screw: | M2 |
| Wire strip length: | 5~6mm |
| Withstanding Voltage: | 1.25KV |
| Safety Approval: | cULus |




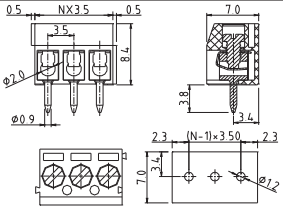

| Electrical: | UL |
|---|---|
| Voltage rating: | 125V |
| Current rating: | 10A |
| Wire range: | |
| Solid wire(AWG): | 16-26 |
| Stranded wire(AWG): | 18-26 |
| Torque(Lb-In) : | 1.7 |
| Screw: | M2 |
| Wire strip length: | 5~6mm |
| Withstanding Voltage: | 1.25KV |
| Safety Approval: | cULus |




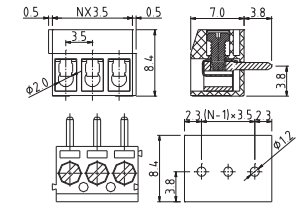

| Electrical: | UL |
|---|---|
| Voltage rating: | 125V |
| Current rating: | 10A |
| Wire range: | |
| Solid wire(AWG): | 16-26 |
| Stranded wire(AWG): | 16-26 |
| Torque(Lb-In) : | 1.7 |
| Screw: | M2 |
| Wire strip length: | 5~6mm |
| Withstanding Voltage: | 1.25KV |
| Safety Approval: | UL |

## PART NUMBERS

**TD**

| XX Number of contacts | X Pitch | X Screw & Clamp | X Color | X Tail length | XXXXX |
|---|---|---|---|---|---|
| End Stackable<br>For 5.0 Pitch<br>02 to 24 2 to 24 contacts<br>For 10.0 Pitch<br>02 to 12 2 to 12 contacts | 0 5.00/.197"<br>1 10.00/.394" | 0 "-/+"Combination type W/Brass Machined Clamp<br>1 "-"Slot type W/Brass Machined Clamp | 0 Black<br>5 Green (RAL 6018/T)<br>6 Blue<br>8 Grey (RAL 7035/D)<br>C Green (RAL 6018/U) | 0 4.4mm<br>1 3.8mm<br>2 3.5mm | 00J0 Standard (Steel screw plating $Cr^{3+}$)<br>Any special item by customer request, please contact sales department. | G RoHS compliant (lead<4% ) In copper Alloy |

**TE/TF**

| XX Number of contacts | X Pitch | X Screw & Clamp | X Color | X Tail length | XXXXX |
|---|---|---|---|---|---|
| End Stackable<br>For 3.5 Pitch<br>02 to 24 2 to 24 contacts<br>For 7.0 Pitch<br>02 to 12 2 to 12 contacts | 0 3.50/.138"<br>1 7.00/.276" | 0 "-/+"Combination type W/Brass Machined Clamp<br>1 "-"Slot type W/Brass Machined Clamp | 0 Black<br>5 Green (RAL 6018/T)<br>6 Blue<br>8 Grey (RAL 7035/D)<br>C Green (RAL 6018/U) | Stackable<br>0 4.4mm<br>1 3.8mm<br>2 3.5mm<br>Solid block (Only TE)<br>3 4.4mm<br>4 3.8mm<br>5 3.5mm | 00J0 Standard (Steel screw plating $Cr^{3+}$)<br>Any special item by customer request, please contact sales department. | G RoHS compliant (lead<4% ) In copper Alloy |

# WIRE PROTECTOR SYSTEM

## T5



Pitch 3.5mm
Solid block
Poles 2p~24p
T5xx015000J0G*
Number of poles

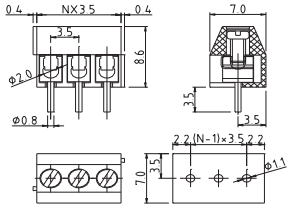

| Electrical: | UL |
|---|---|
| Voltage rating: | 125V |
| Current rating: | 10A |
| Wire range: | |
| Solid wire(AWG): | 16-26 |
| Stranded wire(AWG): | 16-26 |
| Torque(Lb-In) : | 1.7 |

| Screw: | M2 |
|---|---|
| Wire strip length: | 5~6mm |
| Withstanding Voltage: | 1.25KV |
| Safety Approval: | cULus |

## T3



Pitch 5.0mm
2-Interlock/Polyamide
Poles 2p/3p
T3xx045100J0G*
Number of poles

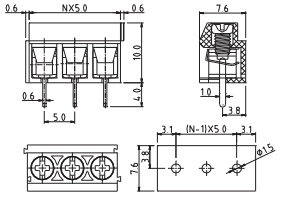

| Electrical: | UL | TUV |
|---|---|---|
| Voltage rating: | 300V | 250V |
| Current rating: | 8A | 12A |
| Wire range: | | 0.2-2.5mm |
| Solid wire(AWG): | 14-26 | |
| Stranded wire(AWG): | 14-26 | |
| Torque : | 3.5Lb-In | 0.4Nm |

| Screw: | M2.5 | |
|---|---|---|
| Wire strip length: | 5~6mm | |
| Withstanding Voltage: | 1.6KV | 2KV |
| Safety Approval: | cUL | TUV |

## T3



Pitch 5.0mm - Solid block
(180D wire inlet)
Poles 4P~24P
T3xx045400J0G*
Number of poles

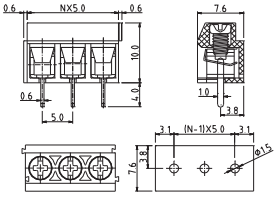

| Electrical: | UL | TUV |
|---|---|---|
| Voltage rating: | 300V | 250V |
| Current rating: | 8A | 12A |
| Wire range: | | 0.2-2.5mm |
| Solid wire(AWG): | 14-26 | |
| Stranded wire(AWG): | 14-26 | |
| Torque : | 3.5Lb-In | 0.4Nm |

| Screw: | M2.5 | |
|---|---|---|
| Wire strip length: | 5~6mm | |
| Withstanding Voltage: | 1.6KV | 2KV |
| Safety Approval: | cULus | TUV |

## T3



Pitch 5.0mm
(90D wire inlet)
Poles 2p/3p
T3xx045300J0G*
Number of poles

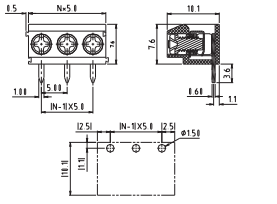

| Electrical: | UL | TUV |
|---|---|---|
| Voltage rating: | 300V | 250V |
| Current rating: | 8A | 12A |
| Wire range: | | 0.2-2.5mm² |
| Solid wire(AWG): | 14-26 | |
| Stranded wire(AWG): | 14-26 | |
| Torque : | 3.5Lb-In | 0.4Nm |

| Screw: | M2.5 | |
|---|---|---|
| Wire strip length: | 5~6mm | |
| Withstanding Voltage: | 1.6KV | 2KV |
| Safety Approval: | cULus | TUV |

## PART NUMBERS

**T3**

| XX Number of contacts | X Pitch | X Screw & Clamp | X Color | X Tail length | XXXXX |
|---|---|---|---|---|---|
| End Stackable<br>For 5.0 Pitch<br>02 to 24 2 to 24 contacts<br>For 10.0 Pitch<br>02 to 12 2 to 12 contacts | 0 5.00/.197"<br>1 10.00/.394" | 4 "-/+"Combination type W/Brass stamping clamp<br>5 "-"Slot type W/Brass stamping clamp | 0 Black<br>5 Green (RAL 6018/T)<br>6 Blue<br>8 Grey (RAL 7035/D) | 1 Stackable 4.0mm<br>3 Stackable (90D wire inlet)<br>4 Solidblock (180D 4.0mm ) | 00J0 Standard (Steel screw plating $Cr^{3+}$)<br>Any special item by customer request, please contact sales department. | G RoHS compliant (lead<4% ) In copper Alloy |

**T5**

| XX Number of contacts | X Pitch | X Screw & Clamp | X Color | X Tail length | XXXXX |
|---|---|---|---|---|---|
| Solid Block<br>For 3.5 Pitch<br>02 to 24 2 to 24 contacts<br>For 7.0 Pitch<br>02 to 12 2 to 12 contacts | 0 3.5/.138"<br>1 7.00/.276" | 0 "-/+"Combination type W/Brass Machined Clamp<br>1 "-"Slot type W/Brass Machined Clamp | 0 Black<br>5 Green (RAL 6018/T)<br>6 Blue<br>8 Grey (RAL 7035/D) | 0 3.5mm | 00J0 Standard (Steel screw plating $Cr^{3+}$)<br>Any special item by customer request, please contact sales department. | G RoHS compliant (lead<4% ) In copper Alloy |

For more information,
please contact: Communications@fci.com
or visit us at www.fci.com/terminalblocks

**Disclaimer**
Please note that the above information is subject to change without notice.

# WIRE PROTECTOR SYSTEM




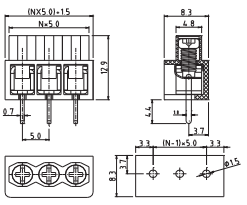

| Electrical: | UL | VDE |
|---|---|---|
| Voltage rating: | 300V | 450V |
| Current rating: | 10A | 17.5A |
| Wire range: | 0.75 - 4.0mm² | |
| Solid wire(AWG): | 12-20 | |
| Stranded wire(AWG): | 12-20 | |
| Torque : | 3.5Lb-In | 0.4Nm |

| | |
|---|---|
| Screw: | M3 |
| Wire strip length: | 6~7mm |
| Withstanding Voltage: | 1.6KV 2.5KV |
| Safety Approval: | cULus VDE |




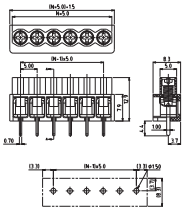

| Electrical: | UL |
|---|---|
| Voltage rating: | 300V |
| Current rating: | 10A |
| Wire range: | |
| Solid wire(AWG): | 12-20 |
| Stranded wire(AWG): | 12-20 |
| Torque(Lb-In) : | 3.5 |

| | |
|---|---|
| Screw: | M3 |
| Wire strip length: | 6~7mm |
| Withstanding Voltage: | 1.6KV |
| Safety Approval: | cULus |




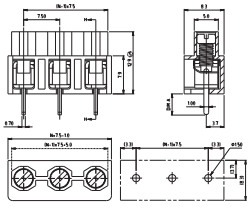

| Electrical: | UL |
|---|---|
| Voltage rating: | 300V |
| Current rating: | 10A |
| Wire range: | |
| Solid wire(AWG): | 12-20 |
| Stranded wire(AWG): | 12-20 |
| Torque(Lb-In) : | 3.5 |

| | |
|---|---|
| Screw: | M3 |
| Wire strip length: | 6~7mm |
| Withstanding Voltage: | 1.6KV |
| Safety Approval: | cULus |




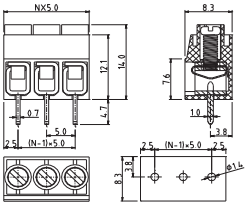

| Electrical: | UL |
|---|---|
| Voltage rating: | 250V |
| Current rating: | 15A |
| Wire range: | |
| Solid wire(AWG): | 12-22 |
| Stranded wire(AWG): | 12-22 |
| Torque(Lb-In) : | 3.5 |

| | |
|---|---|
| Screw: | M2.5 |
| Wire strip length: | 6~7mm |
| Withstanding Voltage: | 1.5KV |
| Safety Approval: | cULus |

## PART NUMBERS

**T4**

| XX Number of contacts | X Pitch | X Screw & Clamp | X Color | X Tail length | X X X X | X |
|---|---|---|---|---|---|---|
| Solid Block<br>For 5.0 Pitch<br>02 to 24 2 to 24 contacts<br>For 10.0 Pitch<br>02 to 12 2 to 12 contacts<br>For 7.5 Pitch<br>02 to 16 2 to 16 contacts<br>For 15.0 Pitch<br>02 to 08 2 to 08 contacts | 0 5.00/.197"<br>1 10.00/.394"<br>2 7.5/.295"<br>3 15.0/.591" | 4 "-/+"Combination type W/Brass stamping clamp<br>5 "-"Slot type W/Brass stamping clamp | 0 Black<br>5 Green (RAL 6018/T)<br>6 Blue<br>8 Grey (RAL 7035/D) | 0 4.4mm<br>1 3.0mm<br>2 4.4mm (Connector though type)<br>3 3.0mm (Connector though type) | 00J0 Standard (Steel screw plating $Cr^{3+}$)<br>Any special item by customer request, please contact sales department. | G RoHS compliant (lead<4% ) In copper Alloy |

**TK**

| XX Number of contacts | X Pitch | X Screw & Clamp | X Color | X Tail length | X X X X | X |
|---|---|---|---|---|---|---|
| Solid Block<br>For 5.0 Pitch<br>02 to 24 2 to 24 contacts<br>For 10.0 Pitch<br>02 to 12 2 to 12 contacts | 0 5.00/.197"<br>1 10.00/.394" | 4 "-/+"Combination type W/Brass stamping clamp<br>5 "-"Slot type W/Brass stamping clamp | 8 Grey (RAL 7035/D) | 0 4.7mm<br>1 40° | 00J0 Standard (Steel screw plating $Cr^{3+}$)<br>Any special item by customer request, please contact sales department. | G RoHS compliant (lead<4% ) In copper Alloy |

# WIRE PROTECTOR SYSTEM










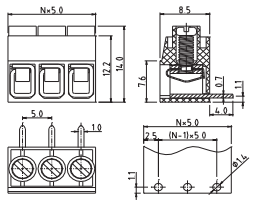

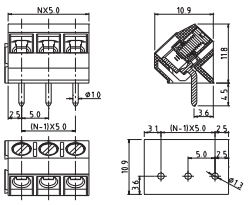

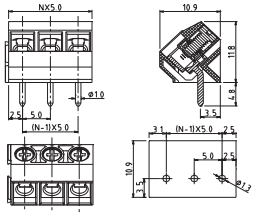

| Electrical: | UL |
|---|---|
| Voltage rating: | 250V |
| Current rating: | 15A |
| Wire range: | |
| Solid wire(AWG): | 12-22 |
| Stranded wire(AWG): | 12-22 |
| Torque(Lb-In) : | 3.5 |
| Screw: | M2.5 |
| Wire strip length: | 6~7mm |
| Withstanding Voltage: | 1.6KV |
| Safety Approval: | cULus |

| Electrical: | cULus |
|---|---|
| Voltage rating: | 300V |
| Current rating: | 15A |
| Wire range: | |
| Solid wire(AWG): | 14-22 |
| Stranded wire(AWG): | 14-22 |
| Torque(Lb-In) : | 3.5 |
| Screw: | M2.6 |
| Wire strip length: | 6~7mm |
| Withstanding Voltage: | 1.6KV |
| Safety Approval: | cULus |

| Electrical: | cULus |
|---|---|
| Voltage rating: | 300V |
| Current rating: | 15A |
| Wire range: | |
| Solid wire(AWG): | 14-22 |
| Stranded wire(AWG): | 14-22 |
| Torque(Lb-In) : | 3.5 |
| Screw: | M2.6 |
| Wire strip length: | 6~7mm |
| Withstanding Voltage: | 1.6KV |
| Safety Approval: | cULus |

## PART NUMBERS

**TL**

| XX Number of contacts | X Pitch | X Screw & Clamp | X Color | X Special Design | XXXXX |
|---|---|---|---|---|---|
| Solid Block<br>For 5.0 Pitch<br>02 to 24 2 to 24 contacts<br>For 10.0 Pitch<br>02 to 12 2 to 12 contacts | 0 5.00/.97"<br>1 10.00/.394" | 4 "-/+"Combination type W/Brass Machined Clamp<br>5 "-"Slot type W/Brass Machined Clamp | 8 Grey (RAL 7035/D) | 0 4.0mm<br>A 21°<br>B 40°<br>C 52°<br>D 90°<br>E Special bending-pin 2,4,6:no bending<br>F 45° | 00J0 Standard (Steel screw plating $Cr^{3+}$)<br>Any special item by customer request, please contact sales department. | G RoHS compliant (lead<4% ) In copper Alloy |

**VY**

| XX Number of contacts | X Pitch | X Screw & Terminal | X Color | X Body type | XXXXX |
|---|---|---|---|---|---|
| End Stackable<br>For 5.0 Pitch<br>02 to 24 2 to 24 contacts<br>For 10.0 Pitch<br>02 to 12 2 to 12 contacts | 0 5.00/.197"<br>1 10.00/.394" | 0 "-/+"Combination type W/Brass Machined Clamp<br>1 "-"Slot type W/Brass Machined Clamp | 0 Black<br>5 Green (RAL 6018/T)<br>6 Blue<br>8 Grey (RAL 7035/D)<br>C Green (RAL 6018/U) | 0 Polyamide 4.8mm<br>1 Polyamide 3.8mm<br>C High Temperature 4.5mm | 00J0 Standard (Steel screw plating $Cr^{3+}$)<br>Any special item by customer request, please contact sales department. | G RoHS compliant (lead<4% ) In copper Alloy |

For more information,
please contact: Communications@fci.com
or visit us at www.fci.com/terminalblocks

**Disclaimer**
Please note that the above information is subject to change without notice.

# WIRE PROTECTOR SYSTEM







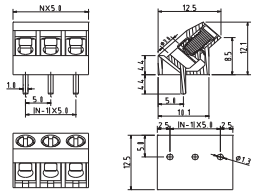

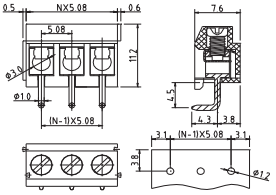

| Electrical: | cULus |
|---|---|
| Voltage rating: | 300V |
| Current rating: | 15A |
| Wire range: | |
| Solid wire(AWG): | 14-22 |
| Stranded wire(AWG): | 14-22 |
| Torque(Lb-In) : | 3.5 |
| Screw: | M3 |
| Wire strip length: | 6~7mm |
| Withstanding Voltage: | 1.6KV |
| Safety Approval: | cULus |

| Electrical: | cULus |
|---|---|
| Voltage rating: | 300V |
| Current rating: | 15A |
| Wire range: | |
| Solid wire(AWG): | 14-24 |
| Stranded wire(AWG): | 14-24 |
| Torque(Lb-In) : | 3.2 |
| Screw: | M2.6 |
| Wire strip length: | 5~6mm |
| Withstanding Voltage: | 1.6KV |
| Safety Approval: | cULus |

## PART NUMBERS

**TQ** — XX Number of contacts | X Pitch | X Screw & Clamp | X Color | 0 | XXXX | X

- Solid Block
  - For 5.0 Pitch: 02 to 24 — 2 to 24 contacts
  - For 10.0 Pitch: 02 to 12 — 2 to 12 contacts
- Pitch: 0 5.00/.197" | 1 10.00/.394"
- Screw & Clamp: 0 "-/+"Combination type W/Brass Machined Clamp | 1 "-"Slot type W/Brass Machined Clamp
- Color: 0 Black | 5 Green (RAL 6018/T) | 6 Blue | 8 Grey (RAL 7035/D) | C Green (RAL 6018/U)
- XXXX: 00J 0 Standard (Steel screw plating $Cr^{3+}$) Any special item by customer request, please contact sales department.
- X: G RoHS compliant (lead<4% ) In copper Alloy

**T9** — XX Number of contacts | X Pitch | X Screw & Terminal | X Color | 0 | XXXX | X

- End Stackable
  - For 5.08 Pitch: 02 to 24 — 2 to 24 contacts
  - For 10.16 Pitch: 02 to 12 — 2 to 12 contacts
- Pitch: 2 5.08/.20" | 3 10.16/.396"
- Screw & Terminal: 0 "-/+"Combination type W/Brass Machined Clamp | 1 "-"Slot type W/Brass Machined Clamp
- Color: 5 Green | 8 Grey (RAL 7035/D)
- XXXX: 00J 0 Standard (Steel screw plating $Cr^{3+}$) Any special item by customer request, please contact sales department.
- X: G RoHS compliant (lead<4% ) In copper Alloy

# WIRE PROTECTOR SYSTEM

TR



Pitch 3.81mm
Vertical (180D wire inlet)
Poles 1p~24p
TRxx355100J0G* (Row spacing 7.62mm)
Number of poles

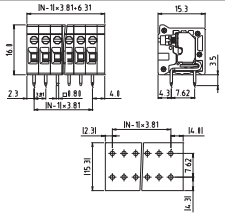

| Electrical: | cULus |
|---|---|
| Voltage rating: | 300V |
| Current rating: | 8A |
| Wire range: | |
| Solid wire(AWG): | 16-26 |
| Stranded wire(AWG): | 16-26 |
| Torque(Lb-In) : | 2.0 |
| Screw: | M2 |
| Wire strip length: | 8-9mm |
| Withstanding Voltage: | 1.6KV |
| Safety Approval: | cULus |

TR



Pitch 3.81mm
Vertical (90D wire inlet)
Poles 1p~24p
TRxx355000J0G* (Row spacing 7.62mm)
Number of poles

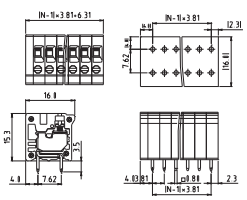

| Electrical: | cULus |
|---|---|
| Voltage rating: | 300V |
| Current rating: | 8A |
| Wire range: | |
| Solid wire(AWG): | 16-26 |
| Stranded wire(AWG): | 16-26 |
| Torque(Lb-In) : | 2.0 |
| Screw: | M2 |
| Wire strip length: | 8-9mm |
| Withstanding Voltage: | 1.6KV |
| Safety Approval: | cULus |

TR



Pitch 5.0mm
Horizontal
(180D wire inlet)
Poles 1p~24p
TRxx055100J0G* (Row spacing 5.0mm)
Number of poles

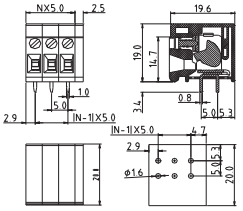

| Electrical: | cULus |
|---|---|
| Voltage rating: | 300V |
| Current rating: | 20A |
| Wire range: | |
| Solid wire(AWG): | 12-22 |
| Stranded wire(AWG): | 12-22 |
| Torque(Lb-In) : | 2.4 |
| Screw: | M2.5 |
| Wire strip length: | 10~11mm |
| Withstanding Voltage: | 1.6KV |
| Safety Approval: | cULus |

TR



Pitch 5.0mm
Vertical
(90D wire inlet)
Poles 1p~24p
TRxx055000J0G* (Row spacing 5.0mm)
Number of poles

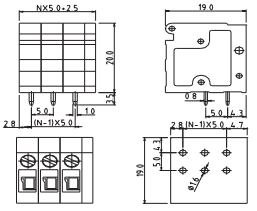

| Electrical: | cULus |
|---|---|
| Voltage rating: | 300V |
| Current rating: | 20A |
| Wire range: | |
| Solid wire(AWG): | 12-22 |
| Stranded wire(AWG): | 12-22 |
| Torque(Lb-In) : | 2.4 |
| Screw: | M2.5 |
| Wire strip length: | 10~11mm |
| Withstanding Voltage: | 1.6KV |
| Safety Approval: | cULus |

TR



Pitch 5.0mm
Horizontal
(180D wire inlet)
Poles 1p~24p
TRxx0551A0J0G* (Row spacing 10.0mm)
Number of poles

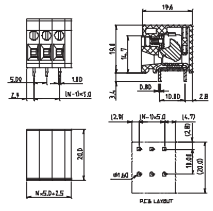

| Electrical: | cULus |
|---|---|
| Voltage rating: | 300V |
| Current rating: | 20A |
| Wire range: | |
| Solid wire(AWG): | 12-22 |
| Stranded wire(AWG): | 12-22 |
| Torque(Lb-In) : | 2.4 |
| Screw: | M2.5 |
| Wire strip length: | 10~11mm |
| Withstanding Voltage: | 1.6KV |
| Safety Approval: | cULus |

TR



Pitch 7.5mm
Vertical
(90D wire inlet)
Poles 1p~16p
TRxx255000J0G* (Row spacing 5.0mm)
Number of poles

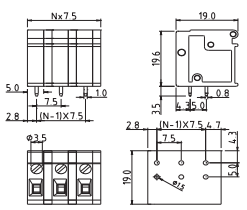

| Electrical: | cULus |
|---|---|
| Voltage rating: | 300V |
| Current rating: | 20A |
| Wire range: | |
| Solid wire(AWG): | 12-22 |
| Stranded wire(AWG): | 12-22 |
| Torque(Lb-In) : | 2.4 |
| Screw: | M2.5 |
| Wire strip length: | 10~11mm |
| Withstanding Voltage: | 1.6KV |
| Safety Approval: | cULus |

TR



Pitch 7.5mm
Horizontal
(180D wire inlet)
Poles 1p~16p
TRxx255100J0G* (Row spacing 5.0mm)
Number of poles

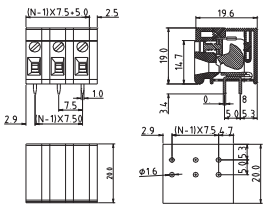

| Electrical: | cULus |
|---|---|
| Voltage rating: | 300V |
| Current rating: | 20A |
| Wire range: | |
| Solid wire(AWG): | 12-22 |
| Stranded wire(AWG): | 12-22 |
| Torque(Lb-In) : | 2.4 |
| Screw: | M2.5 |
| Wire strip length: | 10~11mm |
| Withstanding Voltage: | 1.6KV |
| Safety Approval: | cULus |

TR



Pitch 7.5mm
Horizontal
(180D wire inlet)
Poles 1p~16p
TRxx2551A0J0G* (Row spacing 10.0mm)
Number of poles

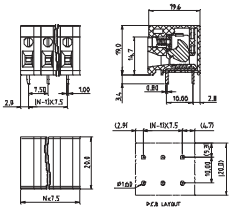

| Electrical: | cULus |
|---|---|
| Voltage rating: | 300V |
| Current rating: | 20A |
| Wire range: | |
| Solid wire(AWG): | 12-22 |
| Stranded wire(AWG): | 12-22 |
| Torque(Lb-In) : | 2.4 |
| Screw: | M2.5 |
| Wire strip length: | 10~11mm |
| Withstanding Voltage: | 1.6KV |
| Safety Approval: | cULus |

For more information,
please contact: Communications@fci.com
or visit us at www.fci.com/terminalblocks

**Disclaimer**
Please note that the above information is subject to change without notice.

# WIRE PROTECTOR SYSTEM

TR



Pitch 10.0mm
Horizontal
(180D wire inlet)
Poles 1p~12p
TRxx155100J0G* (Row spacing 5.0mm)
Number of poles

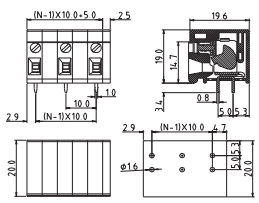

| Electrical: | cULus |
|---|---|
| Voltage rating: | 300V |
| Current rating: | 20A |
| Wire range: | |
| Solid wire(AWG): | 12-22 |
| Stranded wire(AWG): | 12-22 |
| Torque(Lb-In) : | 2.4 |
| Screw: | M2.5 |
| Wire strip length: | 10~11mm |
| Withstanding Voltage: | 1.6KV |
| Safety Approval: | cULus |

TR



Pitch 10.0mm
Vertical
(90D wire inlet)
Poles 1p~12p
TRxx155000J0G* (Row spacing 5.0mm)
Number of poles

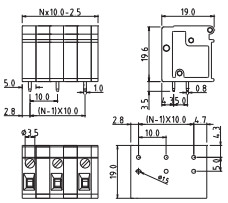

| Electrical: | cULus |
|---|---|
| Voltage rating: | 300V |
| Current rating: | 20A |
| Wire range: | |
| Solid wire(AWG): | 12-22 |
| Stranded wire(AWG): | 12-22 |
| Torque(Lb-In) : | 2.4 |
| Screw: | M2.5 |
| Wire strip length: | 10~11mm |
| Withstanding Voltage: | 1.6KV |
| Safety Approval: | cULus |

TR



Pitch 10.0mm
Horizontal
(180D wire inlet)
Poles 1p~12p
TRxx1551A0J0G* (Row spacing 10.0mm)
Number of poles

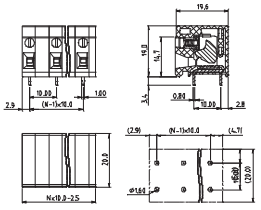

| Electrical: | cULus |
|---|---|
| Voltage rating: | 300V |
| Current rating: | 20A |
| Wire range: | |
| Solid wire(AWG): | 12-22 |
| Stranded wire(AWG): | 12-22 |
| Torque(Lb-In) : | 2.4 |
| Screw: | M2.5 |
| Wire strip length: | 10~11mm |
| Withstanding Voltage: | 1.6KV |
| Safety Approval: | cULus |

## PART NUMBERS

**TR** | XX Number of contacts | X Pitch | X Screw & Clamp | X Color | X P.C.B Mounting | X X X X X

**XX Number of contacts**

End Stackable
For 3.81 & 5.0 Pitch
01 to 24 1 to 24 contacts

For 7.5 Pitch
01 to 16 1 to 16 contacts

For 10.0 Pitch
01 to 12 1 to 12 contacts

**X Pitch**

0 5.00/.197"
1 10.00/.394"
2 7.5/.2952"
3 3.81/.15"

**X Screw & Clamp**

4 "-/+"Combination type W/Steel Stamping Clamp
5 "-"Slot type W/Steel Stamping Clamp

**X Color**

0 Black
5 Green (RAL 6018/T)
6 Blue
8 Grey (RAL 7035/D)
C Green (RAL 6018/U)

**X P.C.B Mounting**

0 Vertical (90D wire inlet)
1 Horizontal (180D wire inlet)

**X X X X**

00J0 Standard
(Row spacing 7.62mm&5.0mm)
(Steel screw plating $Cr^{3+}$)

A0J0
(Row spacing 10.0mm)

Any special item by customer request, please contact sales department.

**X**

G RoHS compliant (lead<4% ) In copper Alloy

# WIRE PROTECTOR SYSTEM




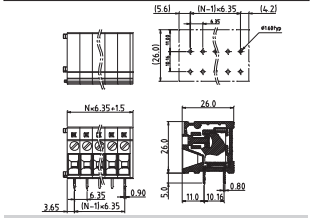

| Electrical: | cULus |
|---|---|
| Voltage rating: | 300V |
| Current rating: | 30A |
| Wire range: | |
| Solid wire(AWG): | 10-24 |
| Stranded wire(AWG): | 10-24 |
| Torque(Lb-In) : | 4.3 |
| Screw: | M3 |
| Wire strip length: | 15-16mm |
| Withstanding Voltage: | 1.6KV |
| Safety Approval: | cULus |




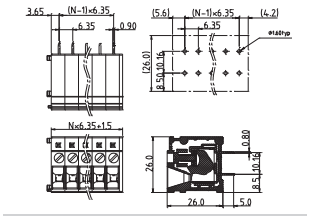

| Electrical: | cULus |
|---|---|
| Voltage rating: | 300V |
| Current rating: | 30A |
| Wire range: | |
| Solid wire(AWG): | 10-24 |
| Stranded wire(AWG): | 10-24 |
| Torque(Lb-In) : | 4.3 |
| Screw: | M3 |
| Wire strip length: | 15-16mm |
| Withstanding Voltage: | 1.6KV |
| Safety Approval: | cULus |




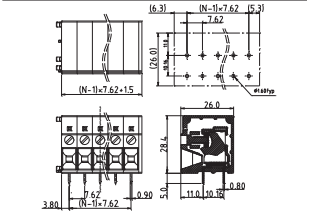

| Electrical: | cULus |
|---|---|
| Voltage rating: | 300V |
| Current rating: | 30A |
| Wire range: | |
| Solid wire(AWG): | 10-24 |
| Stranded wire(AWG): | 10-24 |
| Torque(Lb-In) : | 4.3 |
| Screw: | M3 |
| Wire strip length: | 15-16mm |
| Withstanding Voltage: | 1.6KV |
| Safety Approval: | cULus |




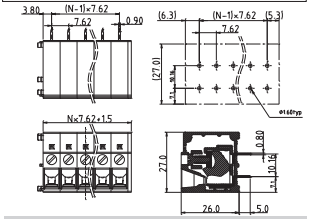

| Electrical: | cULus |
|---|---|
| Voltage rating: | 300V |
| Current rating: | 30A |
| Wire range: | |
| Solid wire(AWG): | 10-24 |
| Stranded wire(AWG): | 10-24 |
| Torque(Lb-In) : | 4.3 |
| Screw: | M3 |
| Wire strip length: | 15-16mm |
| Withstanding Voltage: | 1.6KV |
| Safety Approval: | cULus |

## PART NUMBERS

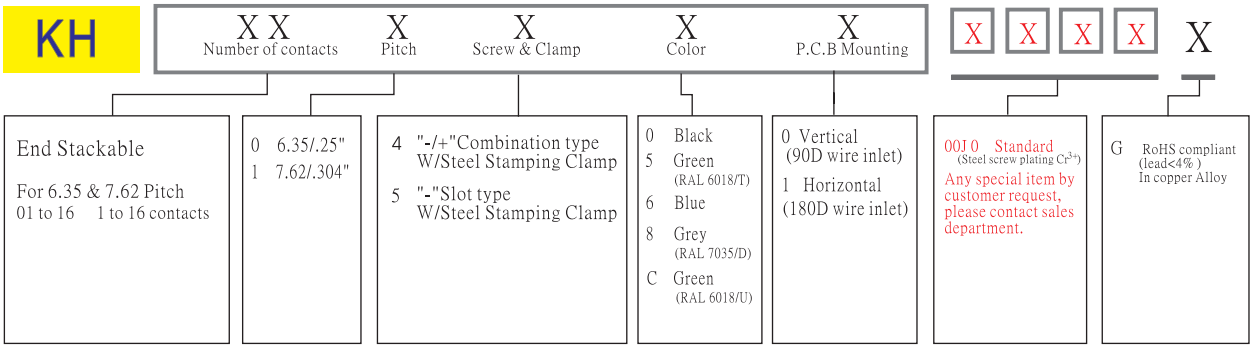

# WIRE PROTECTOR SYSTEM

**TM**



Type/Stackable
Poles 3p/4p/5p
TMxx190000J0G*
Number of poles

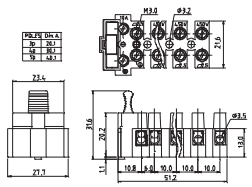

| Electrical: | cULus | VDE |
|---|---|---|
| Voltage rating: | 400V | 450V |
| Current rating: | 10A | 24A |
| Wire range: | 0.34~2.5mm² | |
| Solid wire(AWG): | 14-22 | |
| Stranded wire(AWG): | 14-22 | |
| Torque : | 3.5Lb-In | 0.5Nm |
| Screw: | M3 | |
| Wire strip length: | 7~8mm | |
| Withstanding Voltage: | 1.8KV | 2.5KV |
| Safety Approval: | cULus | VDE |

**EN**



Pitch 12.5mm
Solid Block
Poles 2p~6p
ENxx048000J0G*
Number of poles

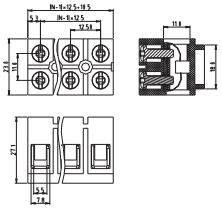

| Electrical: | cULus |
|---|---|
| Voltage rating: | 300V |
| Current rating: | 57A |
| Wire range: | |
| Solid wire(AWG): | 6-22 |
| Stranded wire(AWG): | 6-22 |
| Torque(Lb-In) : | 13 |
| Screw: | M4 |
| Wire strip length: | 8~9mm |
| Withstanding Voltage: | 1.6KV |
| Safety Approval: | cULus |

## PART NUMBERS

**TM**

| XX Number of contacts | X Screw & Clamp | X Body Color | X Fuse Holder Color | X Earth Screw | X X X X | X |
|---|---|---|---|---|---|---|
| Solid Block<br>03 to 05 3 to 5 contacts | 0 "-/+"Combination type W/Brass Machined<br>1 "-"Slot type W/Brass Machined | 8 Dark grey<br>9 White | 0 Black | 0 W/O Earth screw<br>1 With Earth screw (M3*14)<br>2 With Earth screw (M3*18) | 00J 0 Standard (Steel screw plating $Cr^{3+}$) Any special item by customer request, please contact sales department. | G RoHS compliant (lead<4% ) In copper Alloy |

**EN**

| XX Number of contacts | X Pitch | X Screw & Clamp | X Color | 0 | X X X X | X |
|---|---|---|---|---|---|---|
| Solid Block<br>02 to 12 2 to 12 contacts | 0 12.5/.492" | 4 "-/+"Combination type W/Steel Stamping Clamp | 0 Black<br>5 Green (RAL 6018/T)<br>6 Blue<br>8 Grey (RAL 7035/D) | | 00J 0 Standard (Steel screw plating $Cr^{3+}$) Any special item by customer request, please contact sales department. | G RoHS compliant (lead<4% ) In copper Alloy |

# WIRE PROTECTOR SYSTEM

KY



Pitch 5.0mm
Poles 2p/3p
Horizontal (180D wire inlet) Square hole
KYxx015000J0G*
Number of poles

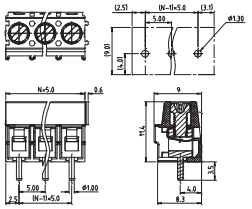

| Electrical: | cULus |
|---|---|
| Voltage rating: | 300V / 250V |
| Current rating: | 15A / 17.5A |
| Wire range: | |
| Solid wire(AWG): | 12-24 / 0.2-2.5mm$^2$ |
| Stranded wire(AWG): | 12-24 / 0.2-2.5mm$^2$ |
| Torque(Lb-In) : | 3.0 / 0.34Nm |
| Screw: | M2.6 |
| Wire strip length: | 5-6mm |
| Withstanding Voltage: | 1.6KV |
| Safety Approval: | |

KY



Pitch 5.0mm
Poles 2p/3p
Vertical (90D wire inlet) Square hole
KYxx015100J0G*
Number of poles

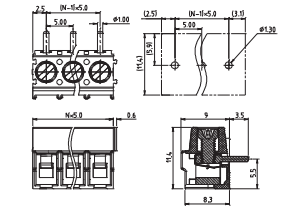

| Electrical: | cULus |
|---|---|
| Voltage rating: | 300V / 250V |
| Current rating: | 15A / 17.5A |
| Wire range: | |
| Solid wire(AWG): | 12-24 / 0.2-2.5mm$^2$ |
| Stranded wire(AWG): | 12-24 / 0.2-2.5mm$^2$ |
| Torque(Lb-In) : | 3.0 / 0.34Nm |
| Screw: | M2.6 |
| Wire strip length: | 5-6mm |
| Withstanding Voltage: | 1.6KV |
| Safety Approval: | |

KY



Pitch 5.0mm
Poles 2p/3p
Horizontal (180D wire inlet) Round hole
KYxx015200J0G*
Number of poles

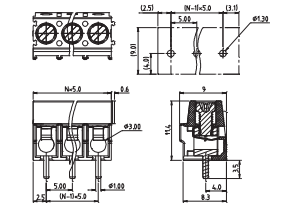

| Electrical: | cULus |
|---|---|
| Voltage rating: | 300V / 250V |
| Current rating: | 15A / 17.5A |
| Wire range: | |
| Solid wire(AWG): | 12-24 / 0.2-2.5mm$^2$ |
| Stranded wire(AWG): | 12-24 / 0.2-2.5mm$^2$ |
| Torque(Lb-In) : | 3.0 / 0.34Nm |
| Screw: | M2.6 |
| Wire strip length: | 5-6mm |
| Withstanding Voltage: | 1.6KV |
| Safety Approval: | |

KY



Pitch 5.0mm
Poles 2p/3p
Vertical (90D wire inlet) Round hole
KYxx015300J0G*
Number of poles

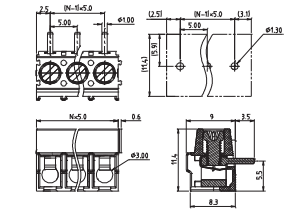

| Electrical: | cULus |
|---|---|
| Voltage rating: | 300V / 250V |
| Current rating: | 15A / 17.5A |
| Wire range: | |
| Solid wire(AWG): | 12-24 / 0.2-2.5mm |
| Stranded wire(AWG): | 12-24 / 0.2-2.5mm |
| Torque(Lb-In) : | 3.0 / 0.34Nm |
| Screw: | M2.6 |
| Wire strip length: | 5-6mm |
| Withstanding Voltage: | 1.6KV |
| Safety Approval: | |

## PART NUMBERS

KY | XX Number of contacts | X Pitch | X Screw & Terminal | X Color | X Body type | X X X X | X

**XX Number of contacts**

End Stackable

For 5.0 Pitch
02 to 24 2 to 24 contacts

For 10.0 Pitch
02 to 12 2 to 12 contacts

**X Pitch**

0 5.00/.197"
1 10.00/.394"

**X Screw & Terminal**

0 "-/+"Combination type W/Brass Machined Clamp
1 "-"Slot type W/Brass Machined Clamp

**X Color**

0 Black
5 Green (RAL 6018/T)
6 Blue
8 Grey (RAL 7035/D)
C Green (RAL 6018/U)

**X Body type**

0 Horizontal(180D) Square hole
1 Vertical(90D) Square hole
2 Horizontal(180D) Round hole
3 Vertical(90D) Round hole

**X X X X**

00J 0 Standard
(Steel screw plating $Cr^{3+}$)
Any special item by customer request, please contact sales department.

**X**

G RoHS compliant (lead<4% ) In copper Alloy

For more information,
please contact: Communications@fci.com
or visit us at www.fci.com/terminalblocks

**Disclaimer**
Please note that the above information is subject to change without notice.

# WIRE PROTECTOR SYSTEM




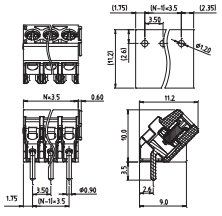

| Electrical: | cULus |
|---|---|
| Voltage rating: | 300V |
| Current rating: | 10A |
| Wire range: | |
| Solid wire(AWG): | 16-26 |
| Stranded wire(AWG): | 16-26 |
| Torque(Lb-In) : | 2.3 |
| | |
| Screw: | M2.0 |
| Wire strip length: | 4-5mm |
| Withstanding Voltage: | 1.6KV |
| Safety Approval: | cULus |




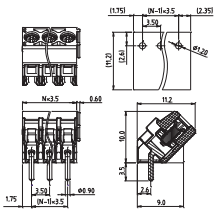

| Electrical: | cULus |
|---|---|
| Voltage rating: | 300V |
| Current rating: | 10A |
| Wire range: | |
| Solid wire(AWG): | 16-26 |
| Stranded wire(AWG): | 16-26 |
| Torque(Lb-In) : | 2.3 |
| | |
| Screw: | M2.0 |
| Wire strip length: | 4-5mm |
| Withstanding Voltage: | 1.6KV |
| Safety Approval: | cULus |




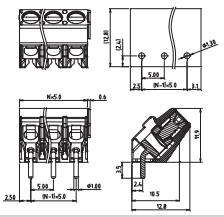

| Electrical: | cULus |
|---|---|
| Voltage rating: | 300V |
| Current rating: | 15A |
| Wire range: | |
| Solid wire(AWG): | 12-26 |
| Stranded wire(AWG): | 12-26 |
| Torque(Lb-In) : | 3.5 |
| | |
| Screw: | M2.6 |
| Wire strip length: | 5-6mm |
| Withstanding Voltage: | 1.6KV |
| Safety Approval: | cULus |




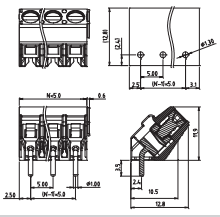

| Electrical: | cULus |
|---|---|
| Voltage rating: | 300V |
| Current rating: | 15A |
| Wire range: | |
| Solid wire(AWG): | 12-26 |
| Stranded wire(AWG): | 12-26 |
| Torque(Lb-In) : | 2.4 |
| | |
| Screw: | M2.6 |
| Wire strip length: | 5-6mm |
| Withstanding Voltage: | 1.6KV |
| Safety Approval: | cULus |

## PART NUMBERS

KZ | XX Number of contacts | X Pitch | X Screw & Terminal | X Color | X Cage type | XXXXX | X

**Number of contacts**

End Stackable

For 3.5 Pitch
02 to 24 2 to 24 contacts

For 7.0 Pitch
02 to 12 2 to 12 contacts

**Pitch**

1 3.5/.138"
2 7.0/.276"
7 5.0/.197"
8 10.0/.394"

**Screw & Terminal**

0 "-/+"Combination type W/Brass Machined Clamp
1 "-"Slot type W/Brass Machined Clamp

**Color**

0 Black
5 Green (RAL 6018/T)
6 Blue
8 Grey (RAL 7035/D)
C Green (RAL 6018/U)

**Cage type**

0 Square hole
1 Round hole

**XXXXX**

00J0 Standard
(Steel screw plating $Cr^{3+}$)
Any special item by customer request, please contact sales department.

**X**

G RoHS compliant (lead<4% ) In copper Alloy

# WIRE PROTECTOR SYSTEM

## EC



Pitch 3.5mm
Poles 2p-16p
SMT type (W/O Pillar)
EC**xx**1000B0J0G*
Number of poles

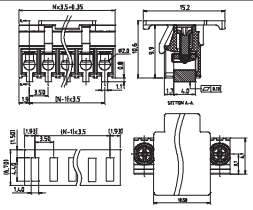

| Electrical: | cULus |
|---|---|
| Voltage rating: | 150V |
| Current rating: | 10A |
| Wire range: | |
| Solid wire(AWG): | 16-26 |
| Stranded wire(AWG): | 16-26 |
| Torque(Lb-In) : | 2.0 |
| Screw: | M2.0 |
| Wire strip length: | 5-6mm |
| Withstanding Voltage: | 1.3KV |
| Safety Approval: | (cULus) pending |

## EC



Pitch 3.5mm
Poles 2p-16p
SMT type (With Pillar)
EC**xx**1001B0J0G *
Number of poles

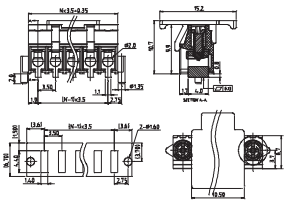

| Electrical: | cULus |
|---|---|
| Voltage rating: | 150V |
| Current rating: | 10A |
| Wire range: | |
| Solid wire(AWG): | 16-26 |
| Stranded wire(AWG): | 16-26 |
| Torque(Lb-In) : | 2.0 |
| Screw: | M2.0 |
| Wire strip length: | 5-6mm |
| Withstanding Voltage: | 1.3KV |
| Safety Approval: | (cULus) pending |

## E7



Pitch 5.0mm
Poles 2p-20p
W/O Interlock
E7**xx**015000J0G*
Number of poles

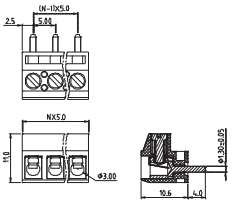

| Electrical: | cULus |
|---|---|
| Voltage rating: | 300V |
| Current rating: | 15A |
| Wire range: | |
| Solid wire(AWG): | 14-22 |
| Stranded wire(AWG): | 14-22 |
| Torque(Lb-In) : | 3.5 |
| Screw: | M2.6 |
| Wire strip length: | 5-6mm |
| Withstanding Voltage: | 1.6KV |
| Safety Approval: | cULus |

## PART NUMBERS

**EC**

| XX Number of contacts | X Pitch | X Screw & Terminal | X Color | X Body type | X X X X | X |
|---|---|---|---|---|---|---|
| Solid Block<br>For 3.5 Pitch<br>02 to 16 2 to 16 contacts<br>For 7.0 Pitch<br>02 to 12 2 to 12 contacts | 1 3.5/.138"<br>2 7.0/.276" | 0 "-/+"Combination type W/Brass Machined Clamp<br>1 "-"Slot type W/Brass Machined Clamp | 0 Black | 0 W/O Pillar & With cover<br>1 With Pillar & With cover | B0J0 Standard (Steel screw plating $Cr^{3+}$)<br>Any special item by customer request, please contact sales department. | G RoHS compliant (lead<4% ) In copper Alloy |

**E7**

| XX Number of contacts | X Pitch | X Screw & Clamp | X Color | X Body type | X X X X | X |
|---|---|---|---|---|---|---|
| Solid Block<br>02 to 20 2-20 contacts | 0 5.0/.197"<br>1 10.0/.394" | 0 "-/+"Combination type W/Brass Machined Clamp<br>1 "-"Slot type W/Brass Machined Clamp | 0 Black<br>5 Green (RAL 6018/T)<br>6 Blue<br>8 Grey (RAL 7035/D)<br>C Green (RAL 6018/U) | 0 Solid Block | 00J0 Standard (Steel screw plating $Cr^{3+}$)<br>Any special item by customer request, please contact sales department. | G RoHS compliant (lead<4% ) In copper Alloy<br>H RoHS compliant (lead<1000ppm ) In copper Alloy |

TMBWIREPRSYS0214A4

"*" means FCI Standard item, any other non-standard item, please consult FCI for up-to-date information.

For more information,
please contact: Communications@fci.com
or visit us at www.fci.com/terminalblocks

**Disclaimer**
Please note that the above information is subject to change without notice.

# RISING CLAMP SYSTEM

## OVERVIEW

For rising clamp system, the clamp is lifted by turning the screw clock-wise. The wire is clamped between the clamp and the terminal. It is a more robust and secure wire connection.

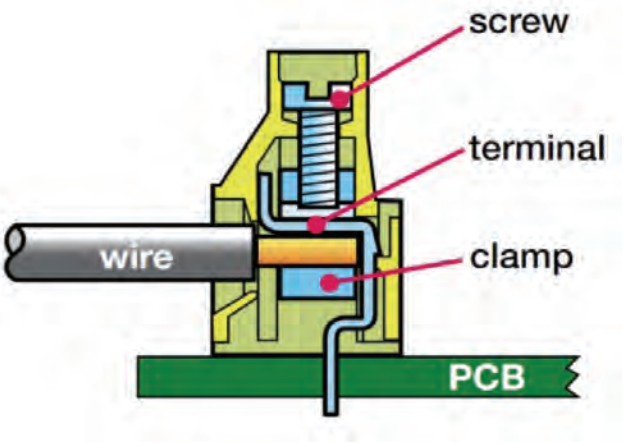




Single-piece rising clamp terminal block connectors are commonly used in applications where there is restricted access. They are ideal for highly active environments because they are designed to withstand activity and vibrations.

# RISING CLAMP SYSTEM

## VN



Pitch 2.54mm
Solid Block
Poles 2p~24p
VNxxA15000J0G*
Number of poles

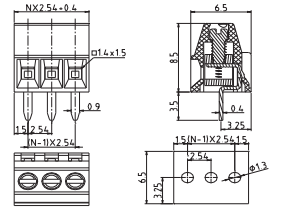

| Electrical: | cULus |
|---|---|
| Voltage rating: | 150V |
| Current rating: | 6A |
| Wire range: | |
| Solid wire(AWG): | 18-30 |
| Stranded wire(AWG): | 18-30 |
| Torque(Lb-In) : | 1.3 |
| Screw: | M1.6 |
| Wire strip length: | 4~5mm |
| Withstanding Voltage: | 1.3KV |
| Safety Approval: | cULus |

## ER



Pitch 3.5mm
Vertical
(90D Wiire inlet)
Poles 2p/3p
ERxx015100J0G*
Number of poles

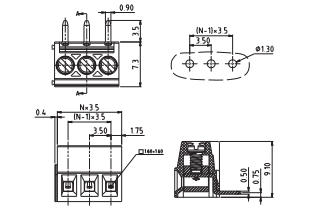

| Electrical: | cULus |
|---|---|
| Voltage rating: | 300V |
| Current rating: | 10A |
| Wire range: | |
| Solid wire(AWG): | 16-24 |
| Stranded wire(AWG): | 16-24 |
| Torque(Lb-In) : | 1.7 |
| Screw: | M2 |
| Wire strip length: | 6~7mm |
| Withstanding Voltage: | 1.6KV |
| Safety Approval: | cULus |

## ER



Pitch 3.5mm
Poles 2p~3p
ERxx015000J0G*
Number of poles

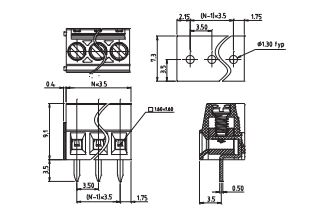

| Electrical: | cULus |
|---|---|
| Voltage rating: | 300V |
| Current rating: | 10A |
| Wire range: | |
| Solid wire(AWG): | 16-24 |
| Stranded wire(AWG): | 16-24 |
| Torque(Lb-In) : | 1.7 |
| Screw: | M2 |
| Wire strip length: | 6~7mm |
| Withstanding Voltage: | 1.6KV |
| Safety Approval: | ( cULus )pending |

## VQ



Pitch 3.5mm
Dip solder/Solid Block
Poles 2p~24p
VQxx115000J0G*
Number of poles

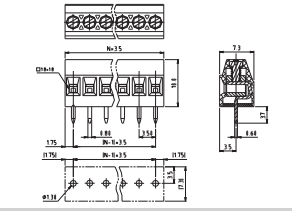

| Electrical: | cULus |
|---|---|
| Voltage rating: | 300V |
| Current rating: | 10A |
| Wire range: | |
| Solid wire(AWG): | 16-30 |
| Stranded wire(AWG): | 16-30 |
| Torque(Lb-In) : | 1.7 |
| Screw: | M2 |
| Wire strip length: | 5~6mm |
| Withstanding Voltage: | 1.6KV |
| Safety Approval: | cULus |

## VQ



Pitch 3.81mm
Dip solder/Solid Block
Poles 2p~24p
VQxx315000J0G*
Number of poles

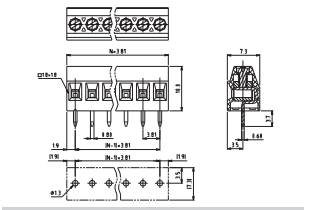

| Electrical: | cULus |
|---|---|
| Voltage rating: | 300V |
| Current rating: | 10A |
| Wire range: | |
| Solid wire(AWG): | 16-30 |
| Stranded wire(AWG): | 16-30 |
| Torque(Lb-In) : | 1.7 |
| Screw: | M2 |
| Wire strip length: | 5~6mm |
| Withstanding Voltage: | 1.6KV |
| Safety Approval: | cULus |

## VQ



Pitch 3.5mm
Press fit/Solid Block
Poles 2p~24p
VQxx115100J0G*
Number of poles

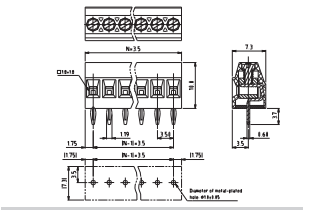

| Electrical: | cULus |
|---|---|
| Voltage rating: | 300V |
| Current rating: | 10A |
| Wire range: | |
| Solid wire(AWG): | 16-30 |
| Stranded wire(AWG): | 16-30 |
| Torque(Lb-In) : | 1.7 |
| Diameter of metal-plated hole: | Ø1.0 |
| Screw: | M2 |
| Wire strip length: | 5~6mm |
| Withstanding Voltage: | 1.6KV |
| Safety Approval: | cULus |

## VQ



Pitch 3.81mm
Press fit/Solid Block
Poles 2p~24p
VQxx315100J0G*
Number of poles

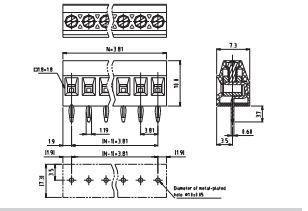

| Electrical: | cULus |
|---|---|
| Voltage rating: | 300V |
| Current rating: | 10A |
| Wire range: | |
| Solid wire(AWG): | 16-30 |
| Stranded wire(AWG): | 16-30 |
| Torque(Lb-In) : | 1.7 |
| Diameter of metal-plated hole: | Ø1.0 |
| Screw: | M2 |
| Wire strip length: | 5~6mm |
| Withstanding Voltage: | 1.6KV |
| Safety Approval: | cULus |

For more information,
please contact: Communications@fci.com
or visit us at www.fci.com/terminalblocks

**Disclaimer**
Please note that the above information is subject to change without notice.

# RISING CLAMP SYSTEM

## PART NUMBERS

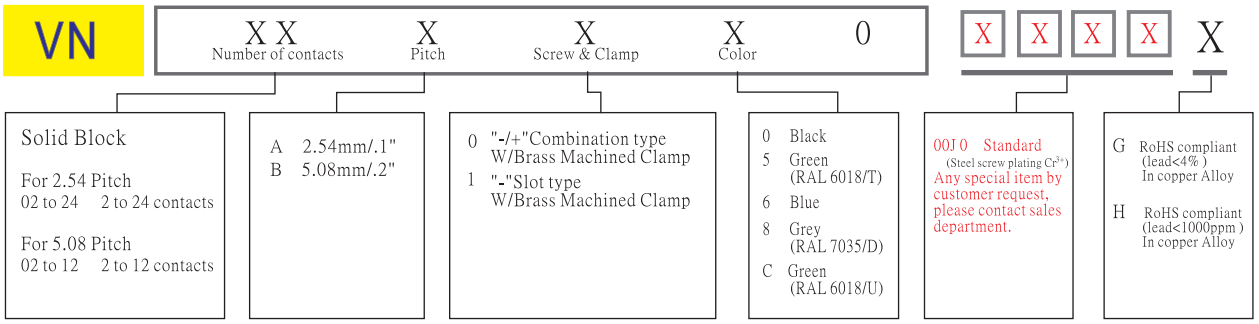


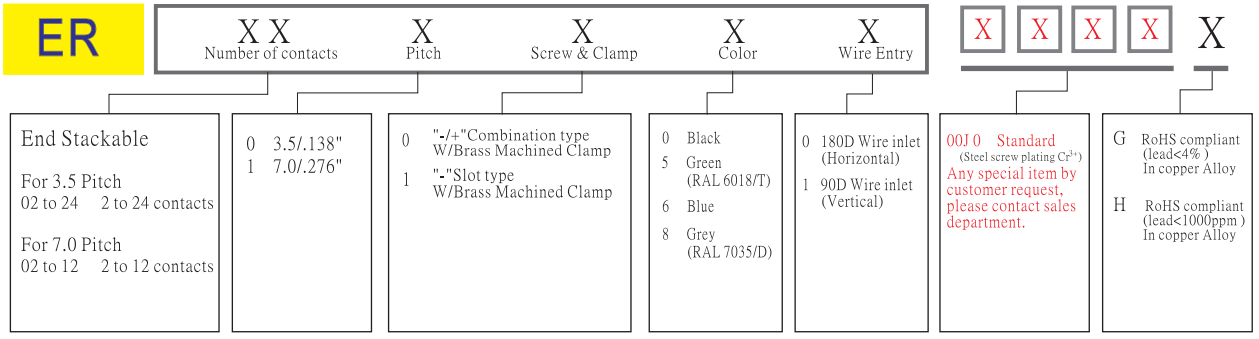


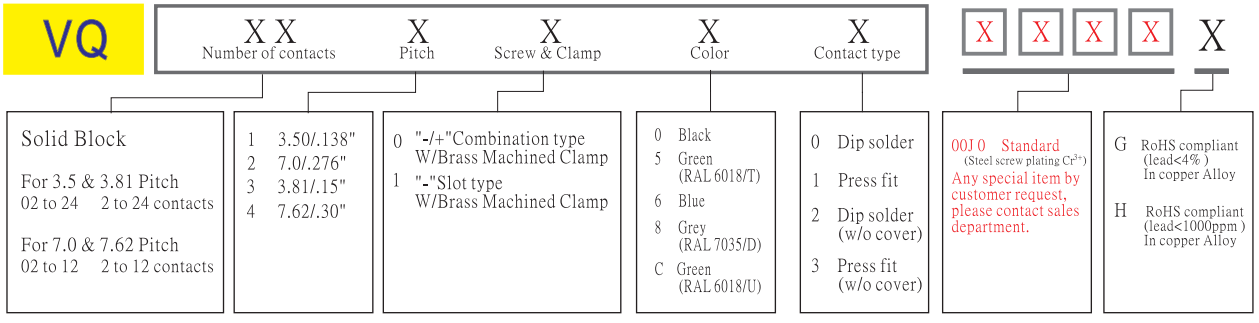

# RISING CLAMP SYSTEM

## ED



Pitch 3.81mm
Solid block
Poles 2p~24p
EDxx315000J0G*
Number of poles

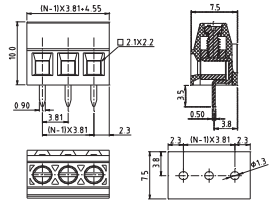

| Electrical: | cULus |
|---|---|
| Voltage rating: | 300V |
| Current rating: | 8A |
| Wire range: | |
| Solid wire(AWG): | 16-24 |
| Stranded wire(AWG): | 16-24 |
| Torque(Lb-In) : | 2.17 |
| Screw: | M2 |
| Wire strip length: | 6~7mm |
| Withstanding Voltage: | 1.6KV |
| Safety Approval: | cULus |

## YO



Pitch 3.5mm
1st-Level/Solid Block
Poles 2p~24p
YOxx015000J0G*
Number of poles

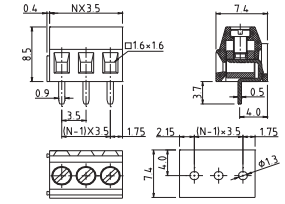

| Electrical: | cULus |
|---|---|
| Voltage rating: | 300V |
| Current rating: | 10A |
| Wire range: | |
| Solid wire(AWG): | 16-24 |
| Stranded wire(AWG): | 16-24 |
| Torque : | 1.7Lb-in |
| Screw: | M2 |
| Wire strip length: | 5~6mm |
| Withstanding Voltage: | 1.6KV |
| Safety Approval: | cULus |

## YO



Pitch 3.81mm
1st-Level/Solid Block
Poles 2p~24p
YOxx215000J0G*
Number of poles

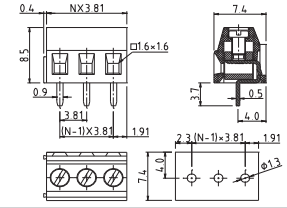

| Electrical: | cULus |
|---|---|
| Voltage rating: | 300V |
| Current rating: | 10A |
| Wire range: | |
| Solid wire(AWG): | 16-24 |
| Stranded wire(AWG): | 16-24 |
| Torque : | 1.7Lb-in |
| Screw: | M2 |
| Wire strip length: | 5~6mm |
| Withstanding Voltage: | 1.6KV |
| Safety Approval: | cULus |

## YP



Pitch 3.5mm
2nd-Level/Solid Block
Poles 2p~24p (Insert hole:1.6x1.6mm)
YPxx015000J0G*
Number of poles

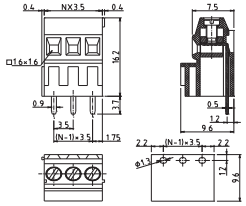

| Electrical: | cULus |
|---|---|
| Voltage rating: | 300V |
| Current rating: | 10A |
| Wire range: | |
| Solid wire(AWG): | 16-24 |
| Stranded wire(AWG): | 16-24 |
| Torque(Lb-In) : | 1.7 |
| Screw: | M2 |
| Wire strip length: | 5~6mm |
| Withstanding Voltage: | 1.6KV |
| Safety Approval: | cULus |

## YP



Pitch 3.81mm
2nd-Level/Solid Block
Poles 2p~24p (Insert hole:1.6x1.6mm)
YPxx215000J0G*
Number of poles

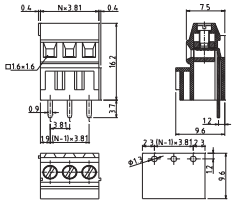

| Electrical: | cULus |
|---|---|
| Voltage rating: | 300V |
| Current rating: | 10A |
| Wire range: | |
| Solid wire(AWG): | 16-24 |
| Stranded wire(AWG): | 16-24 |
| Torque(Lb-In) : | 1.7 |
| Screw: | M2 |
| Wire strip length: | 5~6mm |
| Withstanding Voltage: | 1.6KV |
| Safety Approval: | cULus |

## YP



Pitch 3.81mm
High Type (2nd-Level/Solid Block)
Poles 2p~24p (Insert hole:2.1x2.2mm)
YPxx2150A0J0G*
Number of poles

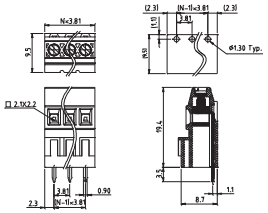

| Electrical: | cULus |
|---|---|
| Voltage rating: | 300V |
| Current rating: | 10A |
| Wire range: | |
| Solid wire(AWG): | 16-24 |
| Stranded wire(AWG): | 16-24 |
| Torque(Lb-In) : | 1.7 |
| Screw: | M2 |
| Wire strip length: | 5~6mm |
| Withstanding Voltage: | 1.6KV |
| Safety Approval: | cULus |

For more information,
please contact: Communications@fci.com
or visit us at www.fci.com/terminalblocks

**Disclaimer**
Please note that the above information is subject to change without notice.

# RISING CLAMP SYSTEM

## PART NUMBERS

**ED** — XX Number of contacts · X Pitch · X Screw & Clamp · X Color · 0 · X X X X X

- Solid Block
  - For 3.81 Pitch: 02 to 24 — 2 to 24 contacts
  - For 7.62 Pitch: 02 to 12 — 2 to 12 contacts
- 3 3.81/.15"
- 4 7.62/.30"
- 0 "-/+"Combination type W/Brass Machined Clamp
- 1 "-"Slot type W/Brass Machined Clamp
- 0 Black
- 5 Green (RAL 6018/T)
- 6 Blue
- 8 Grey (RAL 7035/D)
- C Green (RAL 6018/U)
- 00J 0 Standard (Steel screw plating $Cr^{3+}$) Any special item by customer request, please contact sales department.
- G RoHS compliant (lead<4% ) In copper Alloy
- H RoHS compliant (lead<1000ppm ) In copper Alloy

**YO** — XX Number of contacts · X Pitch · X Screw & Clamp · X Color · X Tail length · X X X X X

- Solid Block
  - For 3.5/3.81 Pitch: 02 to 24 — 2 to 24 contacts
  - For 7.0/7.62 Pitch: 02 to 12 — 2 to 12 contacts
- 0 3.50/.138"
- 1 7.00/.275"
- 2 3.81/.15"
- 3 7.62/.30"
- 0 "-/+"Combination type W/Brass Machined Clamp
- 1 "-"Slot type W/Brass Machined Clamp
- 0 Black
- 5 Green (RAL 6018/T)
- 6 Blue
- 8 Grey (RAL 7035/D)
- 0 3.7mm
- 00J 0 Standard (Steel screw plating $Cr^{3+}$) Any special item by customer request, please contact sales department.
- G RoHS compliant (lead<4% ) In copper Alloy
- H RoHS compliant (lead<1000ppm ) In copper Alloy

**YP** — XX Number of contacts · X Pitch · X Screw & Clamp · X Color · X Tail length · X Special Insulator · X X X X

- Solid Block
  - For 3.5/3.81 Pitch: 02 to 24 — 2 to 24 contacts
  - For 7.0/7.62 Pitch: 02 to 12 — 2 to 12 contacts
- 0 3.50/.138"
- 1 7.00/.275"
- 2 3.81/.15"
- 3 7.62/.30"
- 0 "-/+"Combination type W/Brass Machined Clamp
- 1 "-"Slot type W/Brass Machined Clamp
- 0 Black
- 5 Green (RAL 6018/T)
- 6 Blue
- 8 Grey (RAL 7035/D)
- 0 3.7mm
- 0 Standard
- A High type (only pitch3.81/7.62)
- 0J 0 Standard (Steel screw plating $Cr^{3+}$) Any special item by customer request, please contact sales department.
- G RoHS compliant (lead<4% ) In copper Alloy
- H RoHS compliant (lead<1000ppm ) In copper Alloy

# RISING CLAMP SYSTEM

YQ



Pitch 3.5mm-L
Double level (YO+YP)
Poles 2*2p~2*24p (Insert hole:1.6x1.6mm)
YQxx015000J0G*
Number of poles

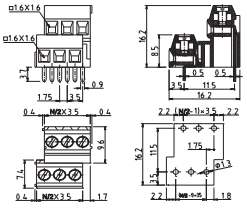

| Electrical: | cULus |
|---|---|
| Voltage rating: | 300V |
| Current rating: | 10A |
| Wire range: | |
| Solid wire(AWG): | 16-24 |
| Stranded wire(AWG): | 16-24 |
| Torque(Lb-In) : | 1.7 |
| Screw: | M2 |
| Wire strip length: | 5~6mm |
| Withstanding Voltage: | 1.6KV |
| Safety Approval: | cULus |

YQ



Pitch 3.5mm-R
Double level (YO+YP)
Poles 2*2p~2*24p (Insert hole:1.6x1.6mm)
YQxx215000J0G*
Number of poles

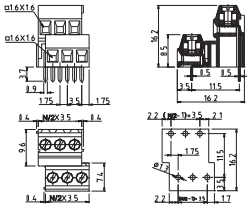

| Electrical: | cULus |
|---|---|
| Voltage rating: | 300V |
| Current rating: | 10A |
| Wire range: | |
| Solid wire(AWG): | 16-24 |
| Stranded wire(AWG): | 16-24 |
| Torque(Lb-In) : | 1.7 |
| Screw: | M2 |
| Wire strip length: | 5~6mm |
| Withstanding Voltage: | 1.6KV |
| Safety Approval: | cULus |

YQ



Pitch 3.81mm-L
Double level (YO+YP)
Poles 2*2p~2*24p (Insert hole:1.6x1.6mm)
YQxx415000J0G*
Number of poles

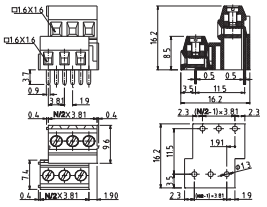

| Electrical: | cULus |
|---|---|
| Voltage rating: | 300V |
| Current rating: | 10A |
| Wire range: | |
| Solid wire(AWG): | 16-24 |
| Stranded wire(AWG): | 16-24 |
| Torque(Lb-In) : | 1.7 |
| Screw: | M2 |
| Wire strip length: | 5~6mm |
| Withstanding Voltage: | 1.6KV |
| Safety Approval: | cULus |

YQ



Pitch 3.81mm-L
Double level (ED+YP) High type
Poles 2*2p~2*24p (Insert hole:2.1x2.2mm)
YQxx4150A0J0G*
Number of poles

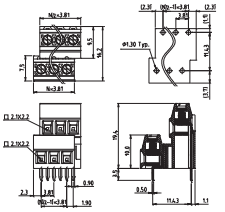

| Electrical: | cULus |
|---|---|
| Voltage rating: | 300V |
| Current rating: | 10A |
| Wire range: | |
| Solid wire(AWG): | 16-24 |
| Stranded wire(AWG): | 16-24 |
| Torque(Lb-In) : | 1.7 |
| Screw: | M2 |
| Wire strip length: | 5~6mm |
| Withstanding Voltage: | 1.6KV |
| Safety Approval: | cULus |

YQ



Pitch 3.81mm-R
Double level (YO+YP)
Poles 2*2p~2*24p (Insert hole:1.6x1.6mm)
YQxx615000J0G*
Number of poles

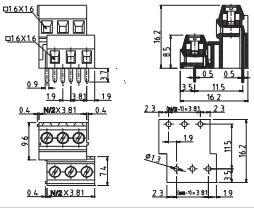

| Electrical: | cULus |
|---|---|
| Voltage rating: | 300V |
| Current rating: | 10A |
| Wire range: | |
| Solid wire(AWG): | 16-24 |
| Stranded wire(AWG): | 16-24 |
| Torque(Lb-In) : | 1.7 |
| Screw: | M2 |
| Wire strip length: | 5~6mm |
| Withstanding Voltage: | 1.6KV |
| Safety Approval: | cULus |

YQ



Pitch 3.81mm-R
Double level (ED+YP) High type
Poles 2*2p~2*24p (Insert hole:2.1x2.2mm)
YQxx6150A0J0G*
Number of poles

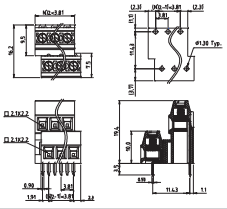

| Electrical: | cULus |
|---|---|
| Voltage rating: | 300V |
| Current rating: | 10A |
| Wire range: | |
| Solid wire(AWG): | 16-24 |
| Stranded wire(AWG): | 16-24 |
| Torque(Lb-In) : | 1.7 |
| Screw: | M2 |
| Wire strip length: | 5~6mm |
| Withstanding Voltage: | 1.6KV |
| Safety Approval: | cULus |

TV



Pitch 3.5mm
Solid Block
Poles 2p~24p
TVxx115000J0G*
Number of poles

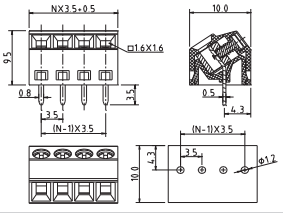

| Electrical: | cULus |
|---|---|
| Voltage rating: | 300V |
| Current rating: | 10A |
| Wire range: | |
| Solid wire(AWG): | 16-28 |
| Stranded wire(AWG): | 16-28 |
| Torque(Lb-In) : | 1.7 |
| Screw: | M2 |
| Wire strip length: | 5~6mm |
| Withstanding Voltage: | 1.6KV |
| Safety Approval: | cULus |

TV



Pitch 3.81mm
Solid Block
Poles 2p~24p
TVxx315000J0G*
Number of poles

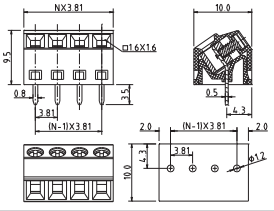

| Electrical: | cULus |
|---|---|
| Voltage rating: | 300V |
| Current rating: | 10A |
| Wire range: | |
| Solid wire(AWG): | 16-28 |
| Stranded wire(AWG): | 16-28 |
| Torque(Lb-In) : | 1.7 |
| Screw: | M2 |
| Wire strip length: | 5~6mm |
| Withstanding Voltage: | 1.6KV |
| Safety Approval: | cULus |

For more information,
please contact: Communications@fci.com
or visit us at www.fci.com/terminalblocks

**Disclaimer**
Please note that the above information is subject to change without notice.

# RISING CLAMP SYSTEM

TV



Pitch 5.0mm
Solid Block
Poles 2p~24p
TVxx515000J0G*
Number of poles

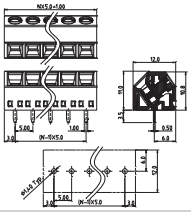

| | |
|---|---|
| Electrical: | cULus |
| Voltage rating: | 300V |
| Current rating: | 10A |
| Wire range: | |
| Solid wire(AWG): | 14-26 |
| Stranded wire(AWG): | 14-26 |
| Torque(Lb-In) : | 3.5 |
| | |
| Screw: | M3.0 |
| Wire strip length: | 5~6mm |
| Withstanding Voltage: | 1.6KV |
| Safety Approval: | |

## PART NUMBERS

**YQ** — XX Number of contacts | X Pitch | X Screw & Clamp | X Color | X Tail length | X Special Insulator | XXX X

Solid Block

For 3.5/3.81 Pitch
04 to 48 2*2-24 contacts

For 7.0/7.62 Pitch
04 to 24 2*2-12 contacts

Pitch:
0 3.50/.138"(Left)
1 7.00/.275"(Left)
2 3.50/.138"(Right)
3 7.00/.275"(Right)
4 3.81/.15"(Left)
5 7.62/.30"(Left)
6 3.81/.15"(Right)
7 7.62/.30"(Right)

Screw & Clamp:
0 "-/+"Combination type W/Brass Machined Clamp
1 "-"Slot type W/Brass Machined Clamp

Color:
0 Black
5 Green (RAL 6018/T)
6 Blue
8 Grey (RAL 7035/D)

Tail length:
0 3.7mm

Special Insulator:
0 Standard
A High type (only pitch3.81/7.62)

XXX:
0J0 Standard (Steel screw plating $Cr^{3+}$)
Any special item by customer request, please contact sales department.

X:
G RoHS compliant (lead<4% ) In copper Alloy
H RoHS compliant (lead<1000ppm ) In copper Alloy

**TV** — XX Number of contacts | X Pitch | X Screw & Clamp | X Color | 0 | XXXX X

Solid Block

For 3.5 & 3.81 & 5.0 Pitch
02 to 24 2 to 24 contacts

For 7.0 & 7.62 & 10.0 Pitch
02 to 12 2 to 12 contacts

Pitch:
1 3.50/.138"
2 7.0/.276"
3 3.81/.15"
4 7.62/.30"
5 5.0/.197"
6 10.0/.394"

Screw & Clamp:
0 "-/+"Combination type W/Brass Machined Clamp
1 "-"Slot type W/Brass Machined Clamp

Color:
0 Black
5 Green (RAL 6018/T)
6 Blue
8 Grey (RAL 7035/D)
C Green (RAL 6018/U)

XXXX:
00J0 Standard (Steel screw plating $Cr^{3+}$)
Any special item by customer request, please contact sales department.

X:
G RoHS compliant (lead<4% ) In copper Alloy
H RoHS compliant (lead<1000ppm ) In copper Alloy

# RISING CLAMP SYSTEM










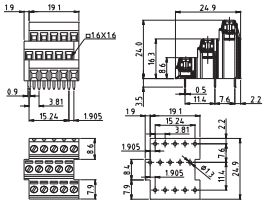

| Electrical: | cULus |
|---|---|
| Voltage rating: | 300V |
| Current rating: | 10A |
| Wire range: | |
| Solid wire(AWG): | 16-24 |
| Stranded wire(AWG): | 16-24 |
| Torque(Lb-In) : | 1.7 |
| Screw: | M2 |
| Wire strip length: | 5~6mm |
| Withstanding Voltage: | 1.3KV |
| Safety Approval: | cULus |

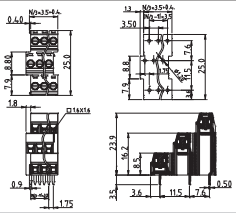

| Electrical: | cULus |
|---|---|
| Voltage rating: | 150V |
| Current rating: | 10A |
| Wire range: | |
| Solid wire(AWG): | 16-24 |
| Stranded wire(AWG): | 16-24 |
| Torque(Lb-In) : | 1.7 |
| Screw: | M2 |
| Wire strip length: | 6~7mm |
| Withstanding Voltage: | 1.3KV |
| Safety Approval: | cULus |

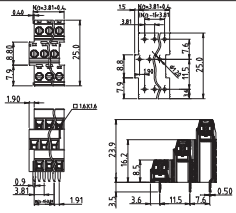

| Electrical: | cULus |
|---|---|
| Voltage rating: | 150V |
| Current rating: | 10A |
| Wire range: | |
| Solid wire(AWG): | 16-24 |
| Stranded wire(AWG): | 16-24 |
| Torque(Lb-In) : | 1.7 |
| Screw: | M2 |
| Wire strip length: | 6~7mm |
| Withstanding Voltage: | 1.3KV |
| Safety Approval: | cULus |

## PART NUMBERS

**YA** | XX Number of contacts | X Pitch | X Screw & Clamp | X Color | X Tail length | X X X X X

**Number of contacts**

End Stackable

For 3.5/3.81 Pitch
06 to 72 3*2-24 contacts

For 7.0/7.62 Pitch
06 to 36 3*2-12 contacts

Solid Block Only

For only 3.81 Pitch
15 3*5 contacts

**Pitch**

0 3.5/.138"
1 7.0/.275"
2 3.81/.15"
3 7.62/.30"

**Screw & Clamp**

0 "-/+"Combination type W/Brass Machined Clamp
1 "-"Slot type W/Brass Machined Clamp

**Color**

0 Black
5 Green (RAL 6018/T)
6 Blue
8 Grey (RAL 7035/D)

**Tail length**

0 3.5mm (only 15 pole solid block)
1 3.5mm (stackable)

**X X X X**

00J0 Standard (Steel screw plating $Cr^{3+}$)
Any special item by customer request, please contact sales department.

**X**

G RoHS compliant (lead<4% ) In copper Alloy
H RoHS compliant (lead<1000ppm ) In copper Alloy

For more information,
please contact: Communications@fci.com
or visit us at www.fci.com/terminalblocks

**Disclaimer**
Please note that the above information is subject to change without notice.

# RISING CLAMP SYSTEM










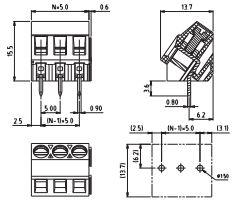

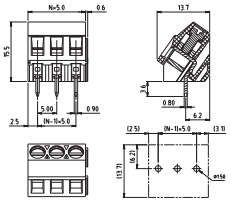

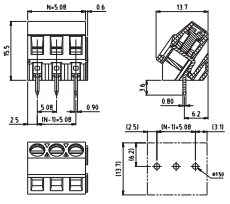

| Electrical: | UL |
|---|---|
| Voltage rating: | 300V |
| Current rating: | 10A |
| Wire range: | |
| Solid wire(AWG): | 12-24 |
| Stranded wire(AWG): | 12-24 |
| Torque(Lb-In) : | 3.5 |
| Screw: | M2.5 |
| Wire strip length: | 6~7mm |
| Withstanding Voltage: | 1.6KV |
| Safety Approval: | |

| Electrical: | UL |
|---|---|
| Voltage rating: | 300V |
| Current rating: | 10A |
| Wire range: | |
| Solid wire(AWG): | 12-24 |
| Stranded wire(AWG): | 12-24 |
| Torque(Lb-In) : | 3.5 |
| Screw: | M2.5 |
| Wire strip length: | 6~7mm |
| Withstanding Voltage: | 1.6KV |
| Safety Approval: | |

| Electrical: | UL |
|---|---|
| Voltage rating: | 300V |
| Current rating: | 10A |
| Wire range: | |
| Solid wire(AWG): | 12-24 |
| Stranded wire(AWG): | 12-24 |
| Torque(Lb-In) : | 3.5 |
| Screw: | M2.5 |
| Wire strip length: | 6~7mm |
| Withstanding Voltage: | 1.6KV |
| Safety Approval: | |

## PART NUMBERS

**T2** | XX Number of contacts | X Pitch | X Screw & Clamp | X Color | X Insulator type | XXXXX | X

**XX Number of contacts**
End Stackable
For 5.0 & 5.08 Pitch
02 to 24 2 to 24 contacts
For 10.0 & 10.16 Pitch
02 to 12 2 to 12 contacts

**X Pitch**
0 5.00/.197"
1 10.00/.394"
2 5.08/0.20"
3 10.16/0.40"

**X Screw & Clamp**
0 "-/+"Combination type W/Brass Machined Clamp
1 "-"Slot type W/Brass Machined Clamp

**X Color**
0 Black
5 Green (RAL 6018/T)
6 Blue
8 Grey (RAL 7035/D)
C Green (RAL 6018/U)

**X Insulator type**
0 Stackable
1 Solid block

**XXXXX**
00J 0 Standard (Steel screw plating $Cr^{3+}$)
Any special item by customer request, please contact sales department.

**X**
G RoHS compliant (lead<4% ) In copper Alloy
H RoHS compliant (lead<1000ppm ) In copper Alloy

# RISING CLAMP SYSTEM




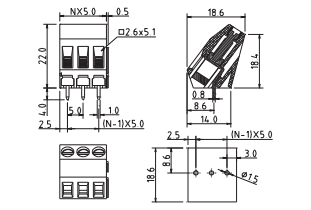

| Electrical: | cULus |
|---|---|
| Voltage rating: | 300V |
| Current rating: | 10A |
| Wire range: | |
| Solid wire(AWG): | 12-24 |
| Stranded wire(AWG): | 12-24 |
| Torque(Lb-In) : | 3.5 |
| Screw: | M3 |
| Wire strip length: | 6~7mm |
| Withstanding Voltage: | 1.6KV |
| Safety Approval: | cULus |




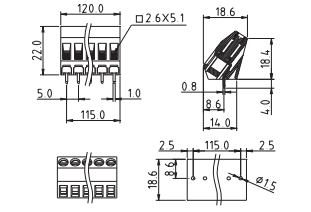

| Electrical: | cULus |
|---|---|
| Voltage rating: | 300V |
| Current rating: | 10A |
| Wire range: | |
| Solid wire(AWG): | 12-24 |
| Stranded wire(AWG): | 12-24 |
| Torque(Lb-In) : | 3.5 |
| Screw: | M3 |
| Wire strip length: | 6~7mm |
| Withstanding Voltage: | 1.6KV |
| Safety Approval: | cULus |

## PART NUMBERS

TP | XX Number of contacts | X Pitch | X Screw & Clamp | X Color | X Body type | X X X X | X

**Number of contacts**
End Stackable
For 5.0 & 5.08 Pitch
02 to 24 2 to 24 contacts
For 10.0 & 10.16 Pitch
02 to 12 2 to 12 contacts

**Pitch**
0 5.00/.197"
1 10.00/.394"

**Screw & Clamp**
0 "-/+"Combination type W/Brass Machined Clamp
1 "-"Slot type W/Brass Machined Clamp

**Color**
0 Black
5 Green (RAL 6018/T)
6 Blue
8 Grey (RAL 7035/D)
C Green (RAL 6018/U)

**Body type**
0 Stackable
1 Solid block
(Only pitch 5.0 24P)

**X X X X**
00J0 Standard
(Steel screw plating $Cr^{3+}$)
Any special item by customer request, please contact sales department.

**X**
G RoHS compliant (lead<4% ) In copper Alloy
H RoHS compliant (lead<1000ppm ) In copper Alloy

For more information,
please contact: Communications@fci.com
or visit us at www.fci.com/terminalblocks

**Disclaimer**
Please note that the above information is subject to change without notice.

# RISING CLAMP SYSTEM

**ES**



Pitch 5.0mm
Poles 2p/3p
ESxx015000J0G*
Number of poles

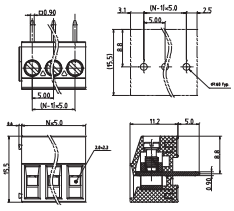

| Electrical: | cULus |
|---|---|
| Voltage rating: | 300V |
| Current rating: | 15A |
| Wire range: | |
| Solid wire(AWG): | 14-30 |
| Stranded wire(AWG): | 14-30 |
| Torque(Lb-In) : | 4.3 |
| | |
| Wire strip length: | 6~7mm |
| Withstanding Voltage: | 1.6KV |
| Safety Approval: | cULus |

**TZ**



Pitch 5.0mm
Solid Block
Poles 2p~24p (With Cover/2P~7P)
TZxx0101B0J0G*
Number of poles

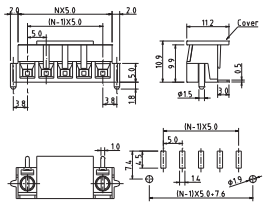

| Electrical: | cULus |
|---|---|
| Voltage rating: | 300V |
| Current rating: | 6A |
| Wire range: | |
| Solid wire(AWG): | 14-30 |
| Stranded wire(AWG): | 14-30 |
| Torque(Lb-In) : | 3.5 |
| | |
| Screw: | M3 |
| Wire strip length: | 7~8mm |
| Withstanding Voltage: | 1.6KV |
| Safety Approval: | cULus |

**TZ**



Pitch 3.5mm
Poles 2p-16p
SMT type (W/O Pillar)
TZxx2103B0J0G*
Number of poles

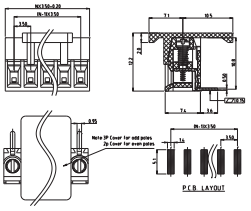

| Electrical: | cULus |
|---|---|
| Voltage rating: | 300V |
| Current rating: | 10A |
| Wire range: | |
| Solid wire(AWG): | 16-30 |
| Stranded wire(AWG): | 16-30 |
| Torque(Lb-In) : | 1.7 |
| | |
| Screw: | M2 |
| Wire strip length: | 4~5mm |
| Withstanding Voltage: | 1.6KV |
| Safety Approval: | (cULus)Pending |

**TZ**



Pitch 3.5mm
Poles 2p-16p
SMT type (With Pillar)
TZxx2101B0J0G*
Number of poles

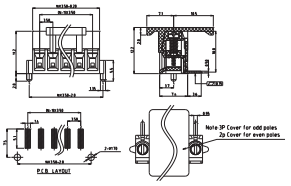

| Electrical: | cULus |
|---|---|
| Voltage rating: | 300V |
| Current rating: | 10A |
| Wire range: | |
| Solid wire(AWG): | 16-30 |
| Stranded wire(AWG): | 16-30 |
| Torque(Lb-In) : | 1.7 |
| | |
| Screw: | M2 |
| Wire strip length: | 4~5mm |
| Withstanding Voltage: | 1.6KV |
| Safety Approval: | (cULus)Pending |

## PART NUMBERS

**ES**

| XX | X | X | X | 0 | X X X X X |
|---|---|---|---|---|---|
| Number of contacts | Pitch | Screw & Clamp | Color | | |

End Stackable

For 5.00 Pitch
02 to 24 2 to 24 contacts

For 10.0 Pitch
02 to 12 2 to 12 contacts

- 0 5.00/.197"
- 1 10.0/.394"

- 0 "-/+"Combination type W/Brass Machined Clamp
- 1 "-"Slot type W/Brass Machined Clamp

- 0 Black
- 5 Green (RAL 6018/T)
- 6 Blue
- 8 Grey (RAL 7035/D)

- 00J0 Standard (Steel screw plating $Cr^{3+}$)
  Any special item by customer request, please contact sales department.

- G RoHS compliant (lead<4% ) In copper Alloy
- H RoHS compliant (lead<1000ppm ) In copper Alloy

**TZ**

| XX | X | X | X | X | X X X X X |
|---|---|---|---|---|---|
| Number of contacts | Pitch | Screw & Clamp | Color | Body type | |

Solid Block

For 3.5 & 5.0 Pitch
02 to 24 2 to 24 contacts

For 10.0 Pitch
02 to 12 2 to 12 contacts

- 0 5.00/.197"
- 1 10.00/.394"
- 2 3.5/.138"

- 0 "-/+"Combination type W/Brass Machined Clamp
- 1 "-"Slot type W/Brass Machined Clamp

- 0 Black

- 0 With Pillar & W/O cover
- 1 With Pillar & With cover
- 2 W/O Pillar & W/O cover (only Pitch 3.5)
- 3 W/O Pillar & With cover (only Pitch 3.5)

- B0J0 Standard (Steel screw plating $Cr^{3+}$)
  Any special item by customer request, please contact sales department.

- G RoHS compliant (lead<4% ) In copper Alloy
- H RoHS compliant (lead<1000ppm ) In copper Alloy

# RISING CLAMP SYSTEM













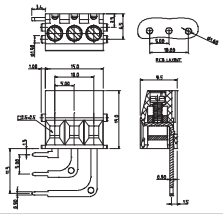

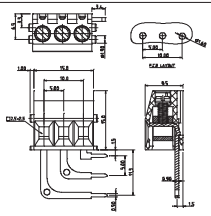

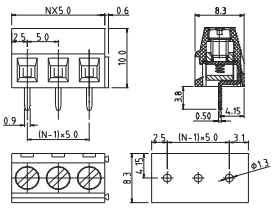

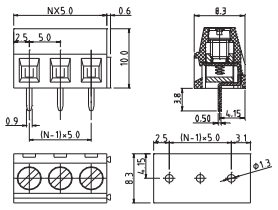

| Electrical: | cULus |
|---|---|
| Voltage rating: | 300V |
| Current rating: | 10A |
| Wire range: | |
| Solid wire(AWG): | 12-22 |
| Stranded wire(AWG): | 12-22 |
| Torque(Lb-In) : | 3.5 |
| Screw: | M2.5 |
| Wire strip length: | 6~7mm |
| Withstanding Voltage: | 1.6KV |
| Safety Approval: | |

| Electrical: | cULus |
|---|---|
| Voltage rating: | 300V |
| Current rating: | 10A |
| Wire range: | |
| Solid wire(AWG): | 12-22 |
| Stranded wire(AWG): | 12-22 |
| Torque(Lb-In) : | 3.5 |
| Screw: | M2.5 |
| Wire strip length: | 6~7mm |
| Withstanding Voltage: | 1.6KV |
| Safety Approval: | |

| Electrical: | UL | VDE |
|---|---|---|
| Voltage rating: | 300V | 250V |
| Current rating: | 10A | 10A |
| Wire range: | 0.5 - 1.5mm² | |
| Solid wire(AWG): | 16-26 | |
| Stranded wire(AWG): | 16-26 | |
| Torque : | 3.5Lb-In. | 0.4N.m |
| Screw: | M3 | |
| Wire strip length: | 5~6mm | |
| Withstanding Voltage: | 1.6KV | 2KV |
| Safety Approval: | | |

| Electrical: | cULus |
|---|---|
| Voltage rating: | 300V |
| Current rating: | 10A |
| Wire range: | |
| Solid wire(AWG): | 16-26 |
| Stranded wire(AWG): | 16-26 |
| Torque(Lb-In) : | 3.5 |
| Screw: | M3 |
| Wire strip length: | 5~6mm |
| Withstanding Voltage: | 1.6KV |
| Safety Approval: | |

## PART NUMBERS

**V3**

| XX Number of contacts | X Pitch | X Screw & Clamp | X Color | X Contact direction | X X X X X |
|---|---|---|---|---|---|
| Solid Block<br>For 5.0 Pitch<br>03 3 contacts<br>For 10.0 Pitch<br>02 2 contacts | 0 5.00/.197"<br>1 10.0/.394" | 0 "-/+"Combination type W/Brass Machined Clamp<br>1 "-"Slot type W/Brass Machined Clamp | 0 Black<br>5 Green (RAL 6018/T)<br>6 Blue<br>8 Grey (RAL 7004/P)<br>C Green (RAL 6018/U) | 0 Left<br>1 Right | 00J 0 Standard (Steel screw plating $Cr^{3+}$)<br>Any special item by customer request, please contact sales department. | G RoHS compliant (lead<4% ) In copper Alloy<br>H RoHS compliant (lead<1000ppm ) In copper Alloy |

**TO**

| XX Number of contacts | X Pitch | X Screw & Clamp | X Color | X Body type | X X X X X |
|---|---|---|---|---|---|
| End Stackable<br>For 5.0 Pitch<br>02 to 24 2 to 24 contacts<br>For 10.0 Pitch<br>02 to 12 2 to 12 contacts | 0 5.00/.197"<br>1 10.00/.394 | 0 "-/+"Combination type W/Brass Machined Clamp<br>1 "-"Slot type W/Brass Machined Clamp | 0 Black<br>5 Green (RAL 6018/T)<br>6 Blue<br>8 Grey (RAL 7035/D)<br>C Green (RAL 6018/U) | 1 Solid Block Type (Tail length 3.8mm)<br>2 Stackable Type (Tail length 3.8mm) | 00J 0 Standard (Steel screw plating $Cr^{3+}$)<br>Any special item by customer request, please contact sales department. | G RoHS compliant (lead<4% ) In copper Alloy<br>H RoHS compliant (lead<1000ppm ) In copper Alloy |

For more information,
please contact: Communications@fci.com
or visit us at www.fci.com/terminalblocks

**Disclaimer**
Please note that the above information is subject to change without notice.

# RISING CLAMP SYSTEM




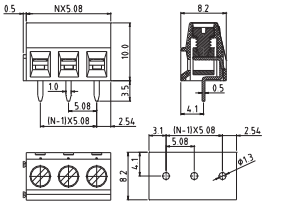

| Electrical: | UL |
|---|---|
| Voltage rating: | 300V |
| Current rating: | 10A |
| Wire range: | |
| Solid wire(AWG): | 16-26 |
| Stranded wire(AWG): | 16-26 |
| Torque(Lb-In) : | 3.5 |
| | |
| Screw: | M3.0 |
| Wire strip length: | 6~7mm |
| Withstanding Voltage: | 1.6KV |
| Safety Approval: | cRUus |




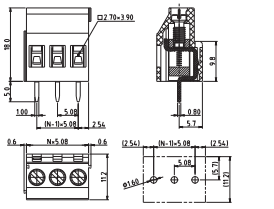

| Electrical: | cULus |
|---|---|
| Voltage rating: | 300V |
| Current rating: | 15A |
| Wire range: | |
| Solid wire(AWG): | 12-30 |
| Stranded wire(AWG): | 12-30 |
| Torque(Lb-In) : | 4.3 |
| | |
| Screw: | M3 |
| Wire strip length: | 6~7mm |
| Withstanding Voltage: | 1.6KV |
| Safety Approval: | cRUus |

## PART NUMBERS

**YC**

| XX Number of contacts | X Pitch | X Screw & Clamp | X Color | X Tail length | X X X X X |
|---|---|---|---|---|---|

**End Stackable**

For 5.08 Pitch
02 to 24 2 to 24 contacts

For 10.16 Pitch
02 to 12 2 to 12 contacts

| Pitch |
|---|
| 2 5.08/.20" |
| 3 10.16/.40" |

| Screw & Clamp |
|---|
| 0 "-/+"Combination type W/Brass Machined Clamp |
| 1 "-"Slot type W/Brass Machined Clamp |

| Color |
|---|
| 0 Black |
| 5 Green (RAL 6018/T) |
| 6 Blue |
| 8 Grey (RAL 7035/D) |

| Tail length |
|---|
| 0 3.5mm |

| X X X X X |
|---|
| 00J 0 Standard (Steel screw plating $Cr^{3+}$) Any special item by customer request, please contact sales department. |
| G RoHS compliant (lead<4% ) In copper Alloy |
| H RoHS compliant (lead<1000ppm ) In copper Alloy |

**EK**

| XX Number of contacts | X Pitch | X Screw & Terminal body | X Color | 0 | X X X X X |
|---|---|---|---|---|---|

**End Stackable**

For 5.08 Pitch
02 to 24 2 to 24 contacts

For 10.16 Pitch
02 to 12 2 to 12 contacts

| Pitch |
|---|
| 2 5.08/.2" |
| 3 10.16/.4" |

| Screw & Terminal body |
|---|
| 0 "-/+" Combination type W/Brass Machined Clamp |
| 1 "-" slot type W/Brass Machined Clamp |

| Color |
|---|
| 0 Black |
| 5 Green (RAL 6018/T) |
| 6 Blue |
| 8 Grey (RAL 7035/D) |
| C Green (RAL 6018/U) |

| X X X X X |
|---|
| 00J 0 Standard (Steel screw plating $Cr^{3+}$) Any special item by customer request, please contact sales department. |
| G RoHS compliant (lead<4% ) In copper Alloy |
| H RoHS compliant (lead<1000ppm ) In copper Alloy |

# RISING CLAMP SYSTEM




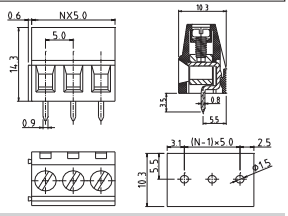

| Electrical: | cULus | VDE |
|---|---|---|
| Voltage rating: | 300V | 250V |
| Current rating: | 16A | 10A |
| Wire range: | 0.34-4.0mm² | |
| Solid wire(AWG): | 12-22 | |
| Stranded wire(AWG): | 12-22 | |
| Torque : | 3.5Lb-In. | 0.4N.m |
| Screw: | M2.5 | |
| Wire strip length: | 6~7mm | |
| Withstanding Voltage: | 1.6KV | 2KV |
| Safety Approval: | cULus | VDE |




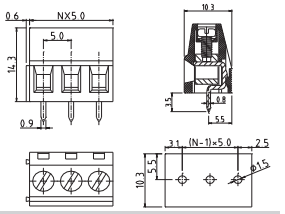

| Electrical: | cULus |
|---|---|
| Voltage rating: | 300V |
| Current rating: | 10A |
| Wire range: | |
| Solid wire(AWG): | 12-22 |
| Stranded wire(AWG): | 12-22 |
| Torque(Lb-In) : | 3.5 |
| Screw: | M2.5 |
| Wire strip length: | 6~7mm |
| Withstanding Voltage: | 1.6KV |
| Safety Approval: | cULus |




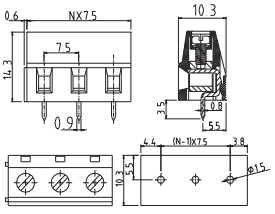

| Electrical: | UL | VDE |
|---|---|---|
| Voltage rating: | 300V | 450V |
| Current rating: | 10A | 10A |
| Wire range: | 0.34-4.0mm² | |
| Solid wire(AWG): | 12-22 | |
| Stranded wire(AWG): | 12-22 | |
| Torque : | 3.5Lb-In. | 0.4N.m |
| Screw: | M2.5 | |
| Wire strip length: | 6~7mm | |
| Withstanding Voltage: | 1.6KV | 2.5KV |
| Safety Approval: | UL | VDE |




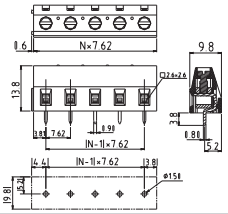

| Electrical: | cULus |
|---|---|
| Voltage rating: | 300V |
| Current rating: | 10A |
| Wire range: | |
| Solid wire(AWG): | 12-22 |
| Stranded wire(AWG): | 12-22 |
| Torque(Lb-In) : | 3.5 |
| Screw: | M2.5 |
| Wire strip length: | 6~7mm |
| Withstanding Voltage: | 1.6KV |
| Safety Approval: | cULus |




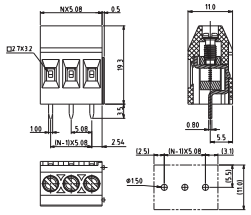

| Electrical: | cULus |
|---|---|
| Voltage rating: | 300V |
| Current rating: | 20A |
| Wire range: | |
| Solid wire(AWG): | 12-22 |
| Stranded wire(AWG): | 12-22 |
| Torque(Lb-In) : | 3.5 |
| Screw: | M3 |
| Wire strip length: | 6~7mm |
| Withstanding Voltage: | 1.6KV |
| Safety Approval: | cULus |




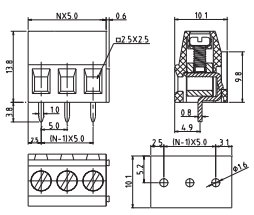

| Electrical: | UL |
|---|---|
| Voltage rating: | 300V |
| Current rating: | 10A |
| Wire range: | |
| Solid wire(AWG): | 12-24 |
| Stranded wire(AWG): | 12-24 |
| Torque(Lb-In) : | 3.5 |
| Screw: | M2.5 |
| Wire strip length: | 6~7mm |
| Withstanding Voltage: | 1.6KV |
| Safety Approval: | UL |




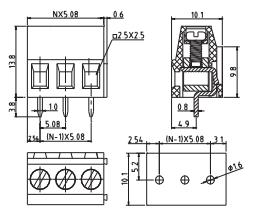

| Electrical: | UL |
|---|---|
| Voltage rating: | 300V |
| Current rating: | 10A |
| Wire range: | |
| Solid wire(AWG): | 12-24 |
| Stranded wire(AWG): | 12-24 |
| Torque(Lb-In) : | 3.5 |
| Screw: | M2.5 |
| Wire strip length: | 6~7mm |
| Withstanding Voltage: | 1.6KV |
| Safety Approval: | UL |

For more information,
please contact: Communications@fci.com
or visit us at www.fci.com/terminalblocks

**Disclaimer**
Please note that the above information is subject to change without notice.

# RISING CLAMP SYSTEM

## PART NUMBERS

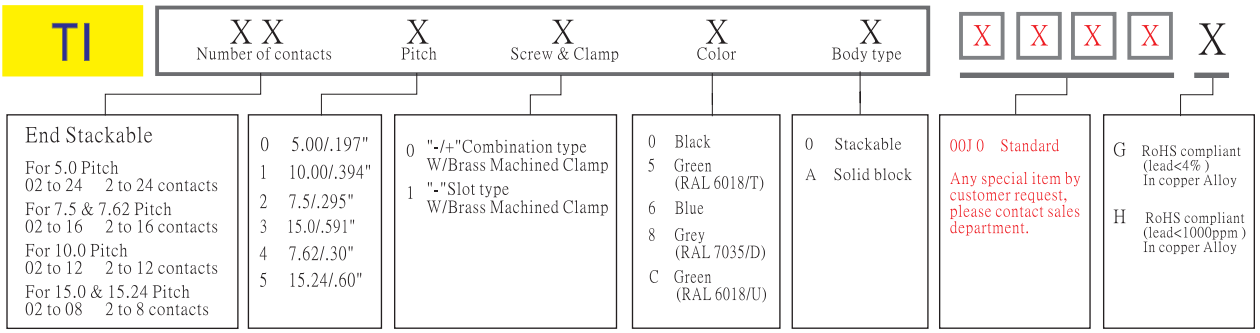


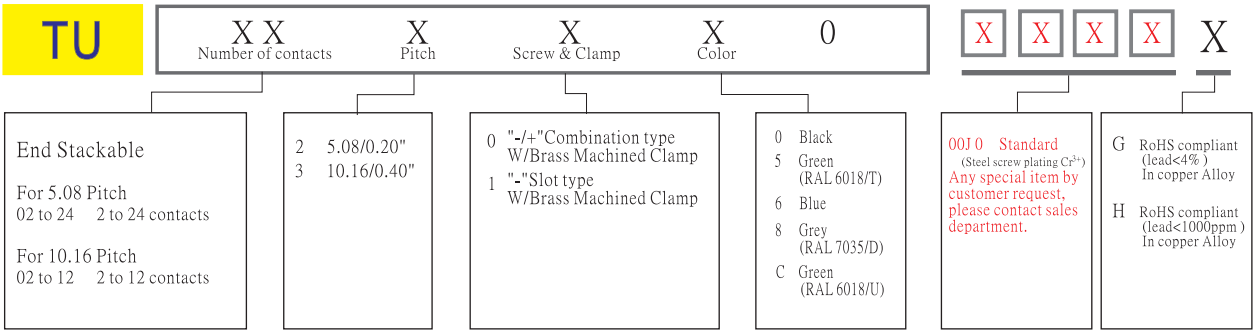


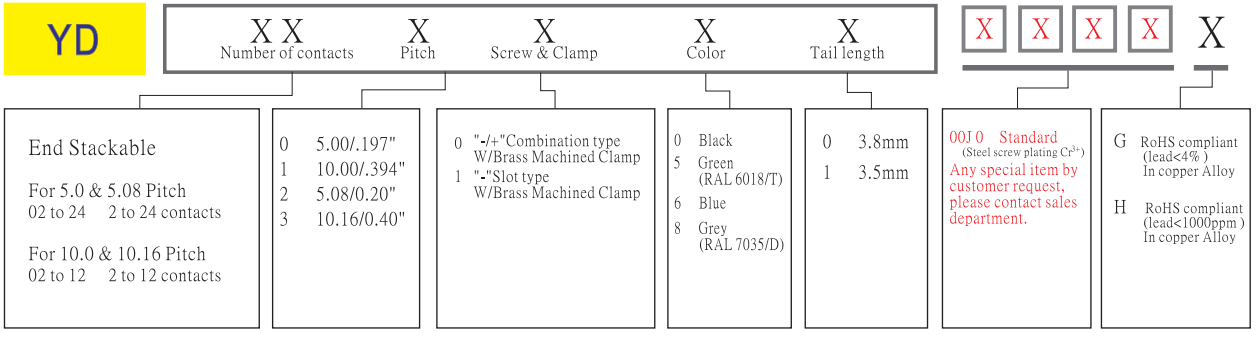

# RISING CLAMP SYSTEM




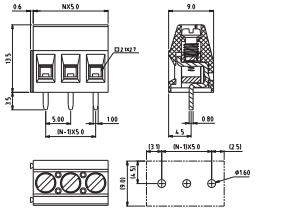

| Electrical: | cULus | FIMKO |
|---|---|---|
| Voltage rating: | 300V | 300V |
| Current rating: | 16A | 17.5A |
| Wire range: | | 0.5-1.5mm² |
| Solid wire(AWG): | 12-28 | |
| Stranded wire(AWG): | 12-28 | |
| Torque : | 3.5Lb-In | 0.5N.m |
| Screw: | M3 | |
| Wire strip length: | 6~7mm | |
| Withstanding Voltage: | 1.6KV | 2.5KV |
| Safety Approval: | cULus | FI |




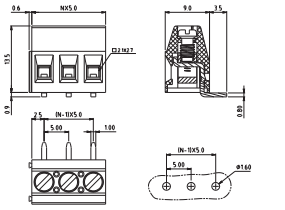

| Electrical: | cULus | FIMKO |
|---|---|---|
| Voltage rating: | 300V | 300V |
| Current rating: | 16A | 17.5A |
| Wire range: | | 0.5-1.5mm² |
| Solid wire(AWG): | 12-28 | |
| Stranded wire(AWG): | 12-28 | |
| Torque : | 3.5Lb-In | 0.5N.m |
| Screw: | M3 | |
| Wire strip length: | 6~7mm | |
| Withstanding Voltage: | 1.6KV | 2.5KV |
| Safety Approval: | cULus | FI |




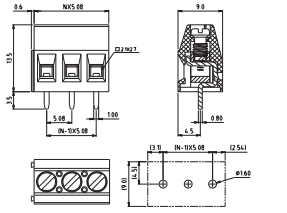

| Electrical: | cULus | FIMKO |
|---|---|---|
| Voltage rating: | 300V | 300V |
| Current rating: | 16A | 17.5A |
| Wire range: | | 0.5-1.5mm² |
| Solid wire(AWG): | 12-28 | |
| Stranded wire(AWG): | 12-28 | |
| Torque : | 3.5Lb-In | 0.5N.m |
| Screw: | M3 | |
| Wire strip length: | 6~7mm | |
| Withstanding Voltage: | 1.6KV | 2.5KV |
| Safety Approval: | cULus | FI |




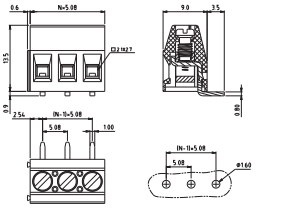

| Electrical: | cULus | FIMKO |
|---|---|---|
| Voltage rating: | 300V | 300V |
| Current rating: | 16A | 17.5A |
| Wire range: | | 0.5-1.5mm² |
| Solid wire(AWG): | 12-28 | |
| Stranded wire(AWG): | 12-28 | |
| Torque : | 3.5Lb-In | 0.5N.m |
| Screw: | M3 | |
| Wire strip length: | 6~7mm | |
| Withstanding Voltage: | 1.6KV | 2.5KV |
| Safety Approval: | cULus | FI |




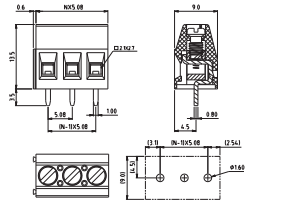

| Electrical: | cULus |
|---|---|
| Voltage rating: | 300V |
| Current rating: | 16A |
| Wire range: | |
| Solid wire(AWG): | 12-28 |
| Stranded wire(AWG): | 12-28 |
| Torque(Lb-In) : | 3.5 |
| Screw: | M3 |
| Wire strip length: | 6~7mm |
| Withstanding Voltage: | 1.6KV |
| Safety Approval: | cULus |




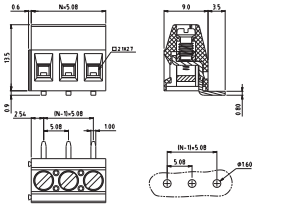

| Electrical: | cULus |
|---|---|
| Voltage rating: | 300V |
| Current rating: | 16A |
| Wire range: | |
| Solid wire(AWG): | 12-28 |
| Stranded wire(AWG): | 12-28 |
| Torque(Lb-In) : | 3.5 |
| Screw: | M3 |
| Wire strip length: | 6~7mm |
| Withstanding Voltage: | 1.6KV |
| Safety Approval: | cULus |




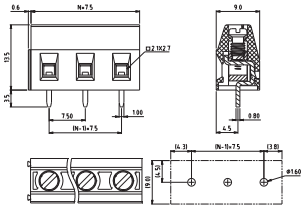

| Electrical: | cULus | FIMKO |
|---|---|---|
| Voltage rating: | 300V | 300V |
| Current rating: | 16A | 17.5A |
| Wire range: | | 0.5-1.5mm² |
| Solid wire(AWG): | 12-28 | |
| Stranded wire(AWG): | 12-28 | |
| Torque : | 3.5Lb-In | 0.5N.m |
| Screw: | M3 | |
| Wire strip length: | 6~7mm | |
| Withstanding Voltage: | 1.6KV | 2.5KV |
| Safety Approval: | cULus | FI |




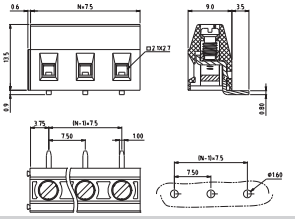

| Electrical: | cULus | FIMKO |
|---|---|---|
| Voltage rating: | 300V | 300V |
| Current rating: | 16A | 17.5A |
| Wire range: | | 0.5-1.5mm² |
| Solid wire(AWG): | 12-28 | |
| Stranded wire(AWG): | 12-28 | |
| Torque : | 3.5Lb-In | 0.5N.m |
| Screw: | M3 | |
| Wire strip length: | 6~7mm | |
| Withstanding Voltage: | 1.6KV | 2.5KV |
| Safety Approval: | cULus | FI |

For more information,
please contact: Communications@fci.com
or visit us at www.fci.com/terminalblocks

**Disclaimer**
Please note that the above information is subject to change without notice.

# RISING CLAMP SYSTEM

## PART NUMBERS

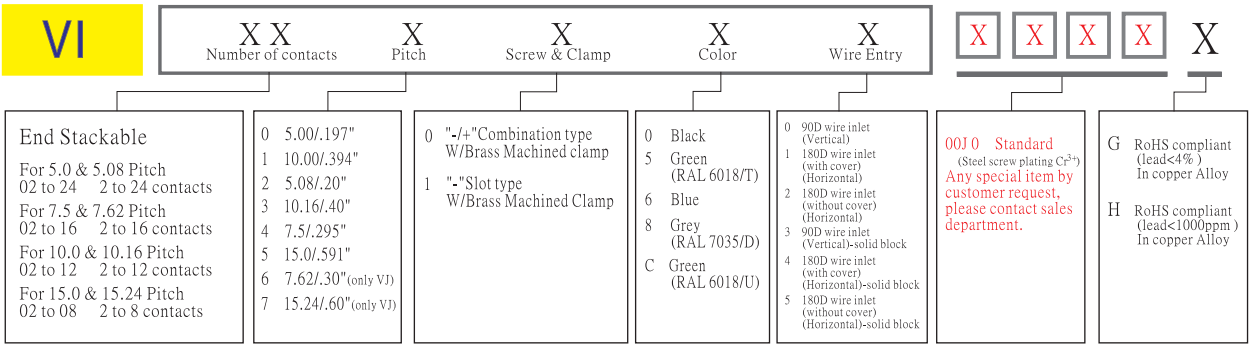

# RISING CLAMP SYSTEM

VJ



Pitch 5.0mm
Horizontal
(180D wire inlet)
Poles 2p/3p

VJxx015200J0G*
Number of poles

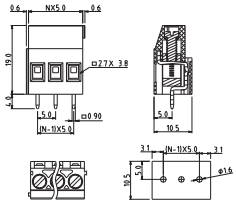

| Electrical: | cULus | VDE |
|---|---|---|
| Voltage rating: | 300V | 450V |
| Current rating: | 20A | 24A |
| Wire range: | | 0.2-2.5mm² |
| Solid wire(AWG): | 12-30 | |
| Stranded wire(AWG): | 12-30 | |
| Torque : | 3.5Lb-in | 0.5N.m |

| Screw: | M3 | |
|---|---|---|
| Wire strip length: | 6~7mm | |
| Withstanding Voltage: | 1.6KV | 2.5KV |
| Safety Approval: | cULus | VDE |

VJ



Pitch 5.0mm
Horizontal-Solid block
(180D wire inlet)
Poles 4p~24p

VJxx015500J0G*
Number of poles

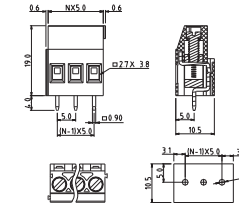

| Electrical: | cULus | VDE |
|---|---|---|
| Voltage rating: | 300V | 450V |
| Current rating: | 20A | 24A |
| Wire range: | | 0.2-2.5mm² |
| Solid wire(AWG): | 12-30 | |
| Stranded wire(AWG): | 12-30 | |
| Torque : | 3.5Lb-in | 0.5N.m |

| Screw: | M3 | |
|---|---|---|
| Wire strip length: | 6~7mm | |
| Withstanding Voltage: | 1.6KV | 2.5KV |
| Safety Approval: | cULus | VDE |

VJ



Pitch 5.0mm
Vertical
(90D wire inlet)
Poles 2p/3p

VJxx015000J0G*
Number of poles

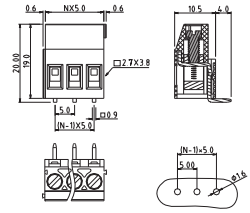

| Electrical: | cULus | VDE |
|---|---|---|
| Voltage rating: | 300V | 450V |
| Current rating: | 20A | 24A |
| Wire range: | | 0.2-2.5mm² |
| Solid wire(AWG): | 12-30 | |
| Stranded wire(AWG): | 12-30 | |
| Torque : | 3.5Lb-in | 0.5N.m |

| Screw: | M3 | |
|---|---|---|
| Wire strip length: | 6~7mm | |
| Withstanding Voltage: | 1.6KV | 2.5KV |
| Safety Approval: | cULus | VDE |

VJ



Pitch 5.0mm
Vertical-Solid block
(90D wire inlet)
Poles 4p~24p

VJxx015300J0G*
Number of poles

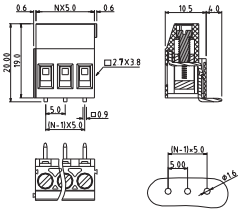

| Electrical: | cULus | VDE |
|---|---|---|
| Voltage rating: | 300V | 450V |
| Current rating: | 20A | 24A |
| Wire range: | | 0.2-2.54mm² |
| Solid wire(AWG): | 12-30 | |
| Stranded wire(AWG): | 12-30 | |
| Torque : | 3.5Lb-in | 0.5N.m |

| Screw: | M3 | |
|---|---|---|
| Wire strip length: | 6~7mm | |
| Withstanding Voltage: | 1.6KV | 2.5KV |
| Safety Approval: | cULus | VDE |

VJ



Pitch 5.08mm
Horizontal
(180D wire inlet)
Poles 2p/3p

VJxx215200J0G*
Number of poles

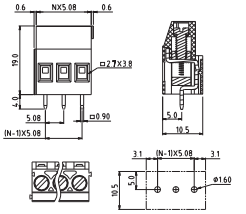

| Electrical: | cULus | VDE |
|---|---|---|
| Voltage rating: | 300V | 450V |
| Current rating: | 20A | 24A |
| Wire range: | | 0.2-2.5mm² |
| Solid wire(AWG): | 12-30 | |
| Stranded wire(AWG): | 12-30 | |
| Torque : | 3.5Lb-in | 0.5N.m |

| Screw: | M3 | |
|---|---|---|
| Wire strip length: | 6~7mm | |
| Withstanding Voltage: | 1.6KV | 2.5KV |
| Safety Approval: | cULus | VDE |

VJ



Pitch 5.08mm
Horizontal-Solid block
(180D wire inlet)
Poles 4p~24p

VJxx215500J0G*
Number of poles

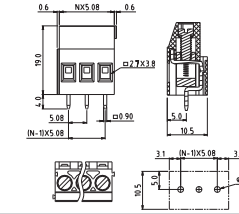

| Electrical: | cULus | VDE |
|---|---|---|
| Voltage rating: | 300V | 450V |
| Current rating: | 20A | 24A |
| Wire range: | | 0.2-2.5mm² |
| Solid wire(AWG): | 12-30 | |
| Stranded wire(AWG): | 12-30 | |
| Torque : | 3.5Lb-in | 0.5N.m |

| Screw: | M3 | |
|---|---|---|
| Wire strip length: | 6~7mm | |
| Withstanding Voltage: | 1.6KV | 2.5KV |
| Safety Approval: | cULus | VDE |

VJ



Pitch 5.08mm
Vertical
(90D wire inlet)
Poles 2p/3p

VJxx215000J0G*
Number of poles

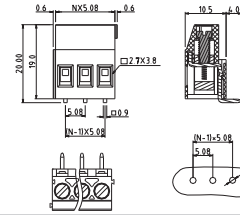

| Electrical: | cULus | VDE |
|---|---|---|
| Voltage rating: | 300V | 450V |
| Current rating: | 20A | 24A |
| Wire range: | | 0.2-2.5mm² |
| Solid wire(AWG): | 12-30 | |
| Stranded wire(AWG): | 12-30 | |
| Torque : | 3.5Lb-in | 0.5N.m |

| Screw: | M3 | |
|---|---|---|
| Wire strip length: | 6~7mm | |
| Withstanding Voltage: | 1.6KV | 2.5KV |
| Safety Approval: | cULus | VDE |

VJ



Pitch 5.08mm
Vertical-Solid block
(90D wire inlet)
Poles 4p~24p

VJxx215300J0G*
Number of poles

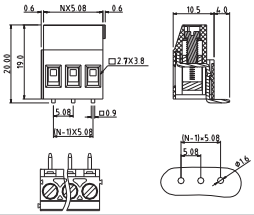

| Electrical: | cULus | VDE |
|---|---|---|
| Voltage rating: | 300V | 450V |
| Current rating: | 20A | 24A |
| Wire range: | | 0.2-2.5mm² |
| Solid wire(AWG): | 12-30 | |
| Stranded wire(AWG): | 12-30 | |
| Torque : | 3.5Lb-in | 0.5N.m |

| Screw: | M3 | |
|---|---|---|
| Wire strip length: | 6~7mm | |
| Withstanding Voltage: | 1.6KV | 2.5KV |
| Safety Approval: | cULus | VDE |

For more information,
please contact: Communications@fci.com
or visit us at www.fci.com/terminalblocks

**Disclaimer**
Please note that the above information is subject to change without notice.

# RISING CLAMP SYSTEM

VJ



Pitch 7.5mm
Horizontal
(180D wire inlet)
Poles 2p/3p
VJxx415200J0G*
Number of poles

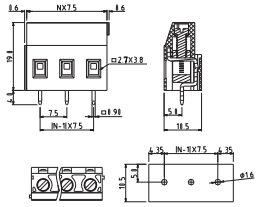

| Electrical: | cULus | VDE |
|---|---|---|
| Voltage rating: | 300V | 750V |
| Current rating: | 20A | 24A |
| Wire range: | | 0.2-2.5mm² |
| Solid wire(AWG): | 12-30 | |
| Stranded wire(AWG): | 12-30 | |
| Torque : | 3.5Lb-in | 0.5N.m |

| Screw: | M3 | |
|---|---|---|
| Wire strip length: | 6~7mm | |
| Withstanding Voltage: | 1.6KV | 3KV |
| Safety Approval: | cULus | VDE |

VJ



Pitch 7.5mm
Horizontal - Solid block
(180D wire inlet)
Poles 4p~16p
VJxx415500J0G*
Number of poles

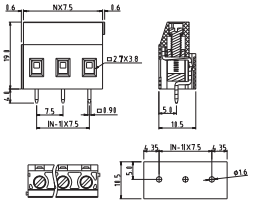

| Electrical: | cULus | VDE |
|---|---|---|
| Voltage rating: | 300V | 750V |
| Current rating: | 20A | 24A |
| Wire range: | | 0.2-2.5mm² |
| Solid wire(AWG): | 12-30 | |
| Stranded wire(AWG): | 12-30 | |
| Torque : | 3.5Lb-in | 0.5N.m |

| Screw: | M3 | |
|---|---|---|
| Wire strip length: | 6~7mm | |
| Withstanding Voltage: | 1.6KV | 3KV |
| Safety Approval: | cULus | VDE |

VJ



Pitch 7.5mm
Vertical
(90D wire inlet)
Poles 2p/3p
VJxx415000J0G*
Number of poles

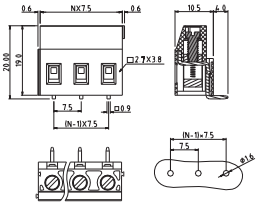

| Electrical: | cULus | VDE |
|---|---|---|
| Voltage rating: | 300V | 750V |
| Current rating: | 20A | 24A |
| Wire range: | | 0.2-2.5mm² |
| Solid wire(AWG): | 12-30 | |
| Stranded wire(AWG): | 12-30 | |
| Torque : | 3.5Lb-in | 0.5N.m |

| Screw: | M3 | |
|---|---|---|
| Wire strip length: | 6~7mm | |
| Withstanding Voltage: | 1.6KV | 3KV |
| Safety Approval: | cULus | VDE |

VJ



Pitch 7.5mm
Vertical - Solid block
(90D wire inlet)
Poles 4p~16p
VJxx415300J0G*
Number of poles

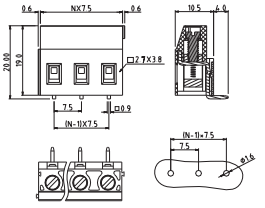

| Electrical: | cULus | VDE |
|---|---|---|
| Voltage rating: | 300V | 750V |
| Current rating: | 20A | 24A |
| Wire range: | | 0.2-2.5mm² |
| Solid wire(AWG): | 12-30 | |
| Stranded wire(AWG): | 12-30 | |
| Torque : | 3.5Lb-in | 0.5N.m |

| Screw: | M3 | |
|---|---|---|
| Wire strip length: | 6~7mm | |
| Withstanding Voltage: | 1.6KV | 3KV |
| Safety Approval: | cULus | VDE |

VJ



Pitch 7.62mm
Horizontal
(180D wire inlet)
Poles 2p/3p
VJxx615200J0G*
Number of poles

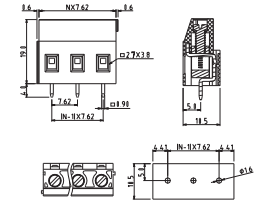

| Electrical: | cULus | VDE |
|---|---|---|
| Voltage rating: | 300V | 750V |
| Current rating: | 20A | 24A |
| Wire range: | | 0.2-2.5mm² |
| Solid wire(AWG): | 12-30 | |
| Stranded wire(AWG): | 12-30 | |
| Torque : | 3.5Lb-in | 0.5N.m |

| Screw: | M3 | |
|---|---|---|
| Wire strip length: | 6~7mm | |
| Withstanding Voltage: | 1.6KV | 3KV |
| Safety Approval: | cULus | VDE |

VJ



Pitch 7.62mm
Horizontal - Solid block
(180D wire inlet)
Poles 4p~16p
VJxx615500J0G*
Number of poles

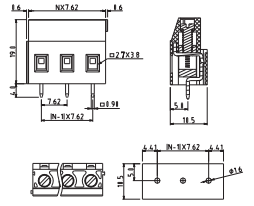

| Electrical: | cULus | VDE |
|---|---|---|
| Voltage rating: | 300V | 750V |
| Current rating: | 20A | 24A |
| Wire range: | | 0.2-2.5mm² |
| Solid wire(AWG): | 12-30 | |
| Stranded wire(AWG): | 12-30 | |
| Torque : | 3.5Lb-in | 0.5N.m |

| Screw: | M3 | |
|---|---|---|
| Wire strip length: | 6~7mm | |
| Withstanding Voltage: | 1.6KV | 3KV |
| Safety Approval: | cULus | VDE |

VJ



Pitch 7.62mm
Vertical
(90D wire inlet)
Poles 2p/3p
VJxx615000J0G*
Number of poles

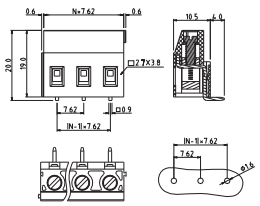

| Electrical: | cULus | VDE |
|---|---|---|
| Voltage rating: | 300V | 750V |
| Current rating: | 20A | 24A |
| Wire range: | | 0.2-2.5mm² |
| Solid wire(AWG): | 12-30 | |
| Stranded wire(AWG): | 12-30 | |
| Torque : | 3.5Lb-in | 0.5N.m |

| Screw: | M3 | |
|---|---|---|
| Wire strip length: | 6~7mm | |
| Withstanding Voltage: | 1.6KV | 3KV |
| Safety Approval: | cULus | VDE |

VJ



Pitch 7.62mm
Vertical - Solid block
(90D wire inlet)
Poles 4p~16p
VJxx615300J0G*
Number of poles

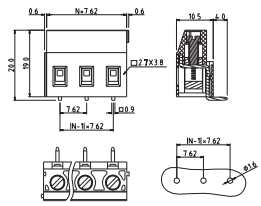

| Electrical: | cULus | VDE |
|---|---|---|
| Voltage rating: | 300V | 750V |
| Current rating: | 20A | 24A |
| Wire range: | | 0.2-2.5mm² |
| Solid wire(AWG): | 12-30 | |
| Stranded wire(AWG): | 12-30 | |
| Torque : | 3.5Lb-in | 0.5N.m |

| Screw: | M3 | |
|---|---|---|
| Wire strip length: | 6~7mm | |
| Withstanding Voltage: | 1.6KV | 3KV |
| Safety Approval: | cULus | VDE |

# RISING CLAMP SYSTEM

## PART NUMBERS

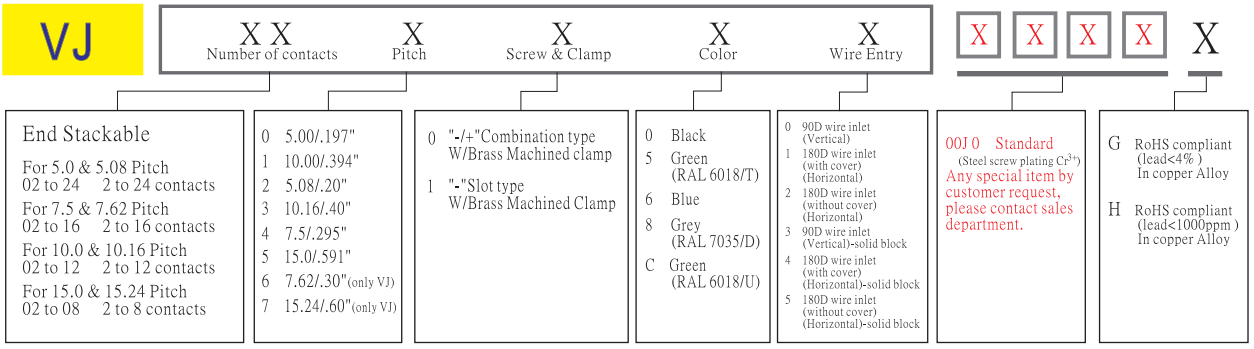

# RISING CLAMP SYSTEM



EQ

Pitch 5.0mm - 90D
Solid block
Poles 2p~24p
EQxx058000J0G*
Number of poles

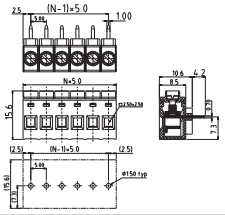

| Electrical: | cULus |
|---|---|
| Voltage rating: | 300V |
| Current rating: | 10A |
| Wire range: | |
| Solid wire(AWG): | 12-22 |
| Stranded wire(AWG): | 12-22 |
| Torque(Lb-In) : | 3.5 |
| Screw: | M2.5 |
| Wire strip length: | 6~7mm |
| Withstanding Voltage: | 1.6KV |
| Safety Approval: | cULus |



EQ

Pitch 5.0mm - 180D
Solid block
Poles 2~24p
EQXX058100J0G*
Number of poles

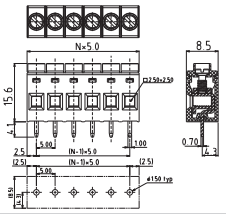

| Electrical: | cULus |
|---|---|
| Voltage rating: | 300V |
| Current rating: | 10A |
| Wire range: | |
| Solid wire(AWG): | 12-22 |
| Stranded wire(AWG): | 12-22 |
| Torque(Lb-In) : | 3.5 |
| Screw: | M2.5 |
| Wire strip length: | 6~7mm |
| Withstanding Voltage: | 1.6KV |
| Safety Approval: | cULus |



YF

Pitch 5.0mm
3rd-level
Poles 2p/3p
YFxx015000J0G*
Number of poles

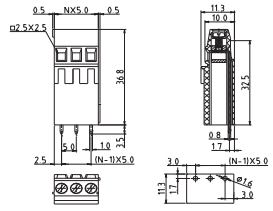

| Electrical: | UL |
|---|---|
| Voltage rating: | 300V |
| Current rating: | 10A |
| Wire range: | |
| Solid wire(AWG): | 12-24 |
| Stranded wire(AWG): | 12-24 |
| Torque(Lb-In) : | 3.5 |
| Screw: | M2.5 |
| Wire strip length: | 6~7mm |
| Withstanding Voltage: | 1.6KV |
| Safety Approval: | UL |



YF

Pitch 5.08mm
3rd-level
Poles 2p/3p
YFxx215000J0G*
Number of poles

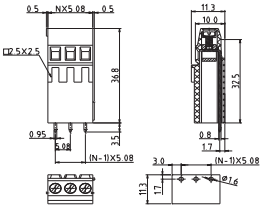

| Electrical: | UL |
|---|---|
| Voltage rating: | 300V |
| Current rating: | 10A |
| Wire range: | |
| Solid wire(AWG): | 12-24 |
| Stranded wire(AWG): | 12-24 |
| Torque(Lb-In) : | 3.5 |
| Screw: | M2.5 |
| Wire strip length: | 6~7mm |
| Withstanding Voltage: | 1.6KV |
| Safety Approval: | UL |

## PART NUMBERS

**EQ**

| XX Number of contacts | X Pitch | X Screw & Clamp | X Color | X Wire Entry | X X X X X |
|---|---|---|---|---|---|
| Solid Block<br>For 5.0 Pitch<br>02 to 24 2 to 24 contacts<br>For 10.0 Pitch<br>02 to 12 2 to 12 contacts | 0 5.00/.197"<br>1 10.0/.394" | 0 "-/+"Combination type W/Brass Machined clamp<br>1 "-"Slot type W/Brass Machined Clamp | 0 Black<br>5 Green (RAL 6018/T)<br>6 Blue<br>8 Grey (RAL 7035/D) | 0 90D Wire inlet (Vertical)<br>1 180D Wire inlet (Horizontal) | 00J 0 Standard (Steel screw plating $Cr^{2+}$) Any special item by customer request, please contact sales department. | G RoHS compliant (lead<4% ) In copper Alloy<br>H RoHS compliant (lead<1000ppm ) In copper Alloy |

**YF**

| XX Number of contacts | X Pitch | X Screw & Clamp | X Color | X Tail length | X X X X X |
|---|---|---|---|---|---|
| End Stackable<br>For 5.0 & 5.08 Pitch<br>02 to 24 2 to 24 contacts<br>For 10.0 & 10.16 Pitch<br>02 to 12 2 to 12 contacts | 0 5.00/.197"<br>1 10.00/.394"<br>2 5.08/0.20"<br>3 10.16/0.40" | 0 "-/+"Combination type W/Brass Machined Clamp<br>1 "-"Slot type W/Brass Machined Clamp | 0 Black<br>5 Green (RAL 6018/T)<br>6 Blue<br>8 Grey (RAL 7035/D) | 0 3.5mm | 00J 0 Standard (Steel screw plating $Cr^{2+}$) Any special item by customer request, please contact sales department. | G RoHS compliant (lead<4% ) In copper Alloy<br>H RoHS compliant (lead<1000ppm ) In copper Alloy |

# RISING CLAMP SYSTEM




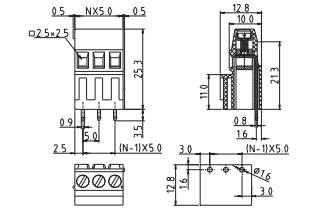

| Electrical: | cULus |
|---|---|
| Voltage rating: | 300V |
| Current rating: | 10A |
| Wire range: | |
| Solid wire(AWG): | 12-24 |
| Stranded wire(AWG): | 12-24 |
| Torque(Lb-In) : | 3.5 |
| Screw: | M2.5 |
| Wire strip length: | 6~7mm |
| Withstanding Voltage: | 1.6KV |
| Safety Approval: | cULus |




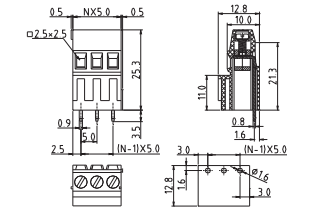

| Electrical: | cULus |
|---|---|
| Voltage rating: | 300V |
| Current rating: | 10A |
| Wire range: | |
| Solid wire(AWG): | 12-24 |
| Stranded wire(AWG): | 12-24 |
| Torque(Lb-In) : | 3.5 |
| Screw: | M2.5 |
| Wire strip length: | 6~7mm |
| Withstanding Voltage: | 1.6KV |
| Safety Approval: | cULus |




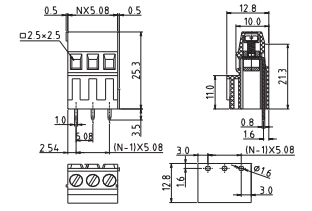

| Electrical: | cULus |
|---|---|
| Voltage rating: | 300V |
| Current rating: | 10A |
| Wire range: | |
| Solid wire(AWG): | 12-24 |
| Stranded wire(AWG): | 12-24 |
| Torque(Lb-In) : | 3.5 |
| Screw: | M2.5 |
| Wire strip length: | 6~7mm |
| Withstanding Voltage: | 1.6KV |
| Safety Approval: | cULus |




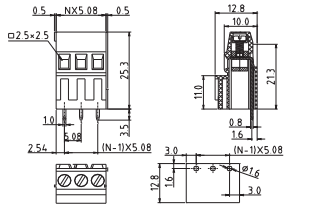

| Electrical: | cULus |
|---|---|
| Voltage rating: | 300V |
| Current rating: | 10A |
| Wire range: | |
| Solid wire(AWG): | 12-24 |
| Stranded wire(AWG): | 12-24 |
| Torque(Lb-In) : | 3.5 |
| Screw: | M2.5 |
| Wire strip length: | 6~7mm |
| Withstanding Voltage: | 1.6KV |
| Safety Approval: | cULus |

## PART NUMBERS

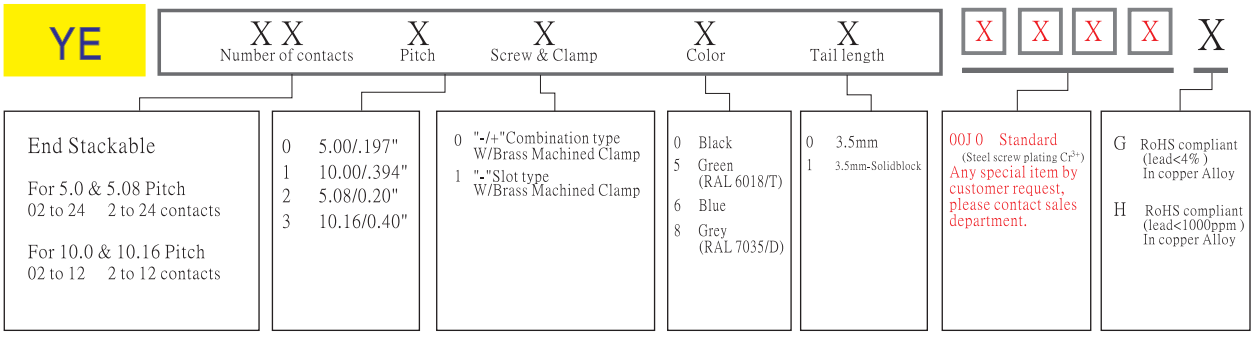


For more information,
please contact: Communications@fci.com
or visit us at www.fci.com/terminalblocks

**Disclaimer**
Please note that the above information is subject to change without notice.

# RISING CLAMP SYSTEM




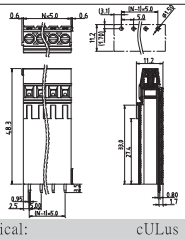

| Electrical: | cULus |
|---|---|
| Voltage rating: | 300V |
| Current rating: | 10A |
| Wire range: | |
| Solid wire(AWG): | 12-24 |
| Stranded wire(AWG): | 12-24 |
| Torque(Lb-In) : | 3.5 |
| Screw: | M2.5 |
| Wire strip length: | 6~7mm |
| Withstanding Voltage: | 1.6KV |
| Safety Approval: | ( cULus )pending |




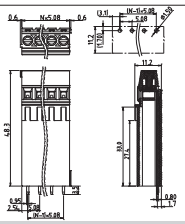

| Electrical: | cULus |
|---|---|
| Voltage rating: | 300V |
| Current rating: | 10A |
| Wire range: | |
| Solid wire(AWG): | 12-24 |
| Stranded wire(AWG): | 12-24 |
| Torque(Lb-In) : | 3.5 |
| Screw: | M2.5 |
| Wire strip length: | 6~7mm |
| Withstanding Voltage: | 1.6KV |
| Safety Approval: | ( cULus )pending |




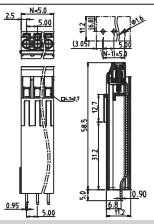

| Electrical: | cULus |
|---|---|
| Voltage rating: | 300V |
| Current rating: | 15A |
| Wire range: | |
| Solid wire(AWG): | 12-28 |
| Stranded wire(AWG): | 12-28 |
| Torque(Lb-In) : | 4.3 |
| Screw: | M3 |
| Wire strip length: | 7~8mm |
| Withstanding Voltage: | 1.6KV |
| Safety Approval: | ( cULus )pending |




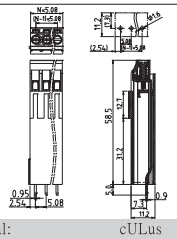

| Electrical: | cULus |
|---|---|
| Voltage rating: | 300V |
| Current rating: | 15A |
| Wire range: | |
| Solid wire(AWG): | 12-28 |
| Stranded wire(AWG): | 12-28 |
| Torque(Lb-In) : | 4.3 |
| Screw: | M3 |
| Wire strip length: | 6~7mm |
| Withstanding Voltage: | 1.6KV |
| Safety Approval: | ( cULus )pending |

## PART NUMBERS

**YR** — XX Number of contacts | X Pitch | X Screw & Clamp | X Color | 0 | X X X X X

Solid Block

For 5.0 & 5.08 Pitch
02 to 24 2 to 24 contacts

For 10.0 & 10.16 Pitch
02 to 12 2 to 12 contacts

| Pitch | |
|---|---|
| 0 | 5.0/.197" |
| 1 | 10.0/.394" |
| 2 | 5.08/.20" |
| 3 | 10.16/.40" |

| Screw & Clamp | |
|---|---|
| 0 | "-/+"Combination type W/Brass Machined Clamp |
| 1 | "-"Slot type W/Brass Machined Clamp |

| Color | |
|---|---|
| 0 | Black |
| 5 | Green (RAL 6018/T) |
| 6 | Blue |
| 8 | Grey (RAL 7035/D) |
| C | Green (RAL 6018/U) |

| XXXX | |
|---|---|
| 00J0 | Standard (Steel screw plating $Cr^{3+}$) Any special item by customer request, please contact sales department. |

| X | |
|---|---|
| G | RoHS compliant (lead<4% ) In copper Alloy |
| H | RoHS compliant (lead<1000ppm ) In copper Alloy |

**YG** — XX Number of contacts | X Pitch | X Screw & Clamp | X Color | X Body type | X X X X X

Solid Block

For 5.0 & 5.08 Pitch
02 to 24 2 to 24 contacts

For 10.0 & 10.16 Pitch
02 to 12 2 to 12 contacts

| Pitch | |
|---|---|
| 0 | 5.0/.197" |
| 1 | 10.0/.394" |
| 2 | 5.08/.20" |
| 3 | 10.16/.40" |

| Screw & Clamp | |
|---|---|
| 0 | "-/+"Combination type W/Brass Machined Clamp |
| 1 | "-"Slot type W/Brass Machined Clamp |

| Color | |
|---|---|
| 0 | Black |
| 5 | Green (RAL 6018/T) |
| 6 | Blue |
| 8 | Grey (RAL 7035/D) |
| C | Green (RAL 6018/U) |

| Body type | |
|---|---|
| 1 | W/O cover |

| XXXX | |
|---|---|
| 00J0 | Standard (Steel screw plating $Cr^{3+}$) Any special item by customer request, please contact sales department. |

| X | |
|---|---|
| G | RoHS compliant (lead<4% ) In copper Alloy |
| H | RoHS compliant (lead<1000ppm ) In copper Alloy |

# RISING CLAMP SYSTEM

YS



Pitch 5.0mm
Double Level
Poles 4p(2*2),6p(2*3)
YSxx015000J0G*
Number of poles

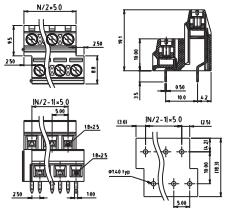

| Electrical: | cULus |
|---|---|
| Voltage rating: | 300V |
| Current rating: | 10A |
| Wire range: | |
| Solid wire(AWG): | 16-26 |
| Stranded wire(AWG): | 16-26 |
| Torque(Lb-In) : | 3.5 |
| Screw: | M3.0 |
| Wire strip length: | 6~7mm |
| Withstanding Voltage: | 1.6KV |
| Safety Approval: | cULus |

YS



Pitch 5.08mm
Double Level
Poles 4p(2*2),6p(2*3)
YSxx215000J0G*
Number of poles

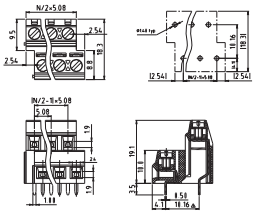

| Electrical: | cULus |
|---|---|
| Voltage rating: | 300V |
| Current rating: | 10A |
| Wire range: | |
| Solid wire(AWG): | 16-26 |
| Stranded wire(AWG): | 16-26 |
| Torque(Lb-In) : | 3.5 |
| Screw: | M3.0 |
| Wire strip length: | 6~7mm |
| Withstanding Voltage: | 1.6KV |
| Safety Approval: | cULus |

YL



Pitch 5.0mm-L
Double level(YD+YE)
Poles 4p(2*2),6p(2*3)
YLxx015000J0G*
Number of poles

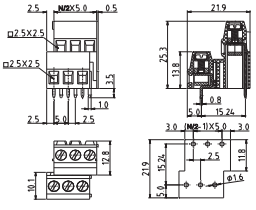

| Electrical: | cULus |
|---|---|
| Voltage rating: | 300V |
| Current rating: | 20A |
| Wire range: | |
| Solid wire(AWG): | 12-22 |
| Stranded wire(AWG): | 12-22 |
| Torque(Lb-In) : | 3.5 |
| Screw: | M2.5 |
| Wire strip length: | 6~7mm |
| Withstanding Voltage: | 1.6KV |
| Safety Approval: | cULus |

YL



Pitch 5.0mm-R
Double level(YD+YE)
Poles 4p(2*2),6p(2*3)
YLxx215000J0G*
Number of poles

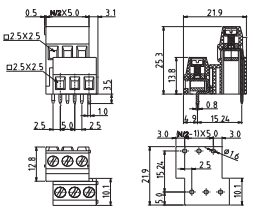

| Electrical: | cULus |
|---|---|
| Voltage rating: | 300V |
| Current rating: | 20A |
| Wire range: | |
| Solid wire(AWG): | 12-22 |
| Stranded wire(AWG): | 12-22 |
| Torque(Lb-In) : | 3.5 |
| Screw: | M2.5 |
| Wire strip length: | 6~7mm |
| Withstanding Voltage: | 1.6KV |
| Safety Approval: | cULus |

YL



Pitch 5.08mm - Left
Double level (YD+YE)
Poles 4p(2*2),6p(2*3)
YLxx415000J0G*
Number of poles

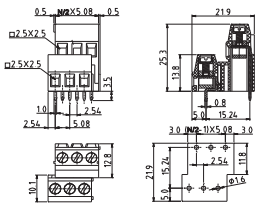

| Electrical: | cULus |
|---|---|
| Voltage rating: | 300V |
| Current rating: | 20A |
| Wire range: | |
| Solid wire(AWG): | 12-22 |
| Stranded wire(AWG): | 12-22 |
| Torque(Lb-In) : | 3.5 |
| Screw: | M2.5 |
| Wire strip length: | 6~7mm |
| Withstanding Voltage: | 1.6KV |
| Safety Approval: | cULus |

YL



Pitch 5.08mm - Right
Double level (YD+YE)
Poles 4p(2*2),6p(2*3)
YLxx615000J0G*
Number of poles

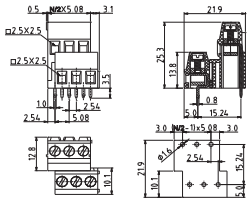

| Electrical: | cULus |
|---|---|
| Voltage rating: | 300V |
| Current rating: | 20A |
| Wire range: | |
| Solid wire(AWG): | 12-22 |
| Stranded wire(AWG): | 12-22 |
| Torque(Lb-In) : | 3.5 |
| Screw: | M2.5 |
| Wire strip length: | 6~7mm |
| Withstanding Voltage: | 1.6KV |
| Safety Approval: | cULus |

YL



Pitch 5.08mm - Right
Double level (Solid block)
Poles 4P( 2*2p)/6P(2*3p)
YLxx615100J0G*
Number of poles

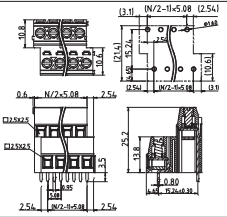

| Electrical: | cULus |
|---|---|
| Voltage rating: | 300V |
| Current rating: | 20A |
| Wire range: | |
| Solid wire(AWG): | 12-22 |
| Stranded wire(AWG): | 12-22 |
| Torque(Lb-In) : | 5.0 |
| Screw: | M3.0 |
| Wire strip length: | 6~7mm |
| Withstanding Voltage: | 1.6KV |
| Safety Approval: | cULus |

For more information,
please contact: Communications@fci.com
or visit us at www.fci.com/terminalblocks

**Disclaimer**
Please note that the above information is subject to change without notice.

# RISING CLAMP SYSTEM

## PART NUMBERS

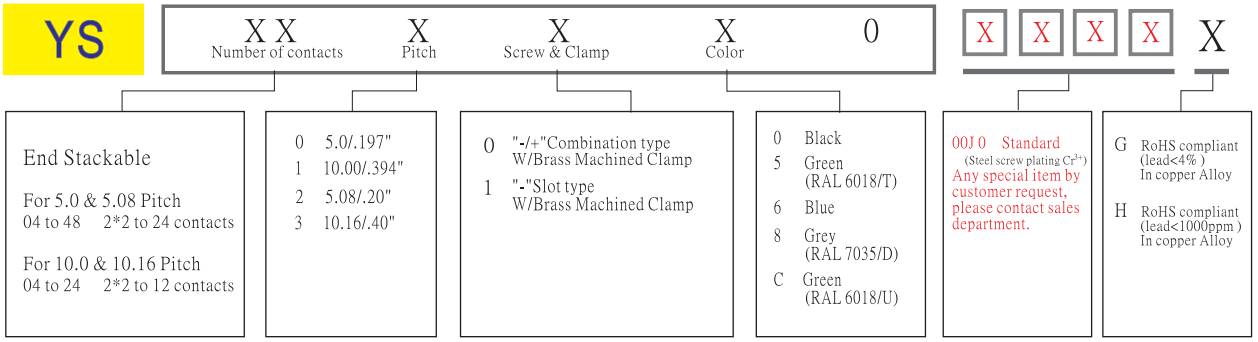


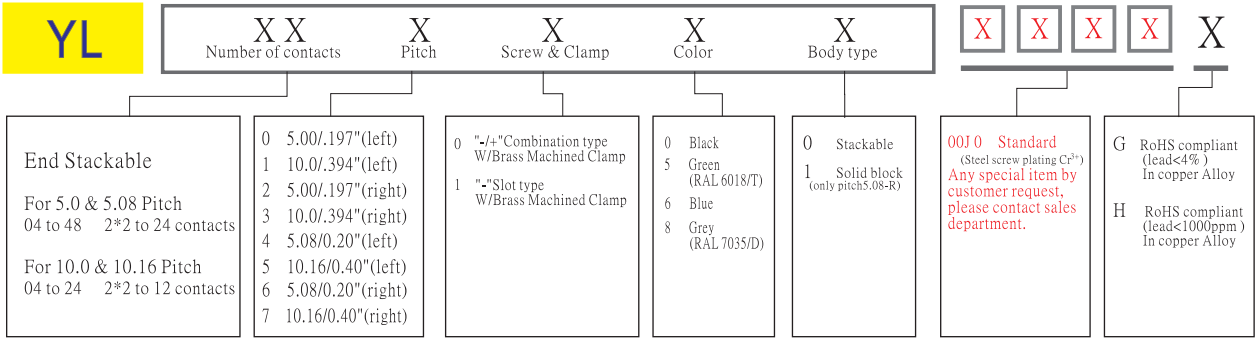

# RISING CLAMP SYSTEM













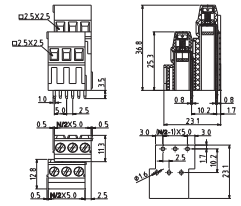

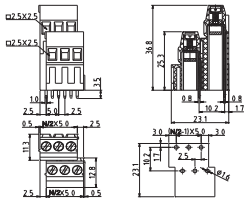

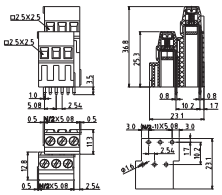

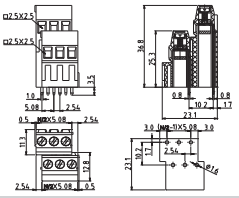

| Electrical: | cULus |
|---|---|
| Voltage rating: | 300V |
| Current rating: | 10A |
| Wire range: | |
| Solid wire(AWG): | 12-24 |
| Stranded wire(AWG): | 12-24 |
| Torque(Lb-In) : | 3.5 |
| Screw: | M2.5 |
| Wire strip length: | 6~7mm |
| Withstanding Voltage: | 1.6KV |
| Safety Approval: | cULus |

| Electrical: | cULus |
|---|---|
| Voltage rating: | 300V |
| Current rating: | 10A |
| Wire range: | |
| Solid wire(AWG): | 12-24 |
| Stranded wire(AWG): | 12-24 |
| Torque(Lb-In) : | 3.5 |
| Screw: | M2.5 |
| Wire strip length: | 6~7mm |
| Withstanding Voltage: | 1.6KV |
| Safety Approval: | cULus |

| Electrical: | cULus |
|---|---|
| Voltage rating: | 300V |
| Current rating: | 10A |
| Wire range: | |
| Solid wire(AWG): | 12-24 |
| Stranded wire(AWG): | 12-24 |
| Torque(Lb-In) : | 3.5 |
| Screw: | M2.5 |
| Wire strip length: | 6~7mm |
| Withstanding Voltage: | 1.6KV |
| Safety Approval: | cULus |

| Electrical: | cULus |
|---|---|
| Voltage rating: | 300V |
| Current rating: | 10A |
| Wire range: | |
| Solid wire(AWG): | 12-24 |
| Stranded wire(AWG): | 12-24 |
| Torque(Lb-In) : | 3.5 |
| Screw: | M2.5 |
| Wire strip length: | 6~7mm |
| Withstanding Voltage: | 1.6KV |
| Safety Approval: | cULus |

## PART NUMBERS

YM | XX Number of contacts | X Pitch | X Screw & Clamp | X Color | X Tail length | X X X X X

**End Stackable**

For 5.0 & 5.08 Pitch
04 to 48 2*2 to 24 contacts

For 10.0 & 10.16 Pitch
04 to 24 2*2 to 12 contacts

**Pitch**
- 0 5.0/.197"(Left)
- 1 10.0/.394"(Left)
- 2 5.0/.197"(Right)
- 3 10.0/.394"(Right)
- 4 5.08/.20"(Left)
- 5 10.16/.40"(Left)
- 6 5.08/.20"(Right)
- 7 10.16/.40"(Right)

**Screw & Clamp**
- 0 "-/+"Combination type W/Brass Machined Clamp
- 1 "-"Slot type W/Brass Machined Clamp

**Color**
- 0 Black
- 5 Green (RAL 6018/T)
- 6 Blue
- 8 Grey (RAL 7035/D)
- C Green (RAL 6018/U)

**Tail length**
- 0 3.5mm

**X X X X**
00J 0 Standard (Steel screw plating $Cr^{3+}$)
Any special item by customer request, please contact sales department.

**X**
- G RoHS compliant (lead<4% ) In copper Alloy
- H RoHS compliant (lead<1000ppm ) In copper Alloy

For more information,
please contact: Communications@fci.com
or visit us at www.fci.com/terminalblocks

**Disclaimer**
Please note that the above information is subject to change without notice.

# RISING CLAMP SYSTEM




Pitch 5.0mm - Interlace
Poles 2*2p/2*3p
EBxx015000J0G*
Number of poles

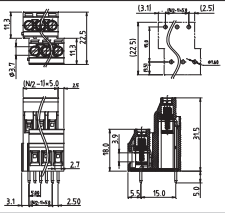

| Electrical: | cULus |
|---|---|
| Voltage rating: | 300V |
| Current rating: | 20A |
| Wire range: | |
| Solid wire(AWG): | 12-22 |
| Stranded wire(AWG): | 12-22 |
| Torque(Lb-In) : | 4.3 |
| Screw: | M3 |
| Wire strip length: | 6~7mm |
| Withstanding Voltage: | 1.6KV |
| Safety Approval: | |




Pitch 5.0mm - Parallel
Poles 2*2p/2*3p
EBxx015300J0G*
Number of poles

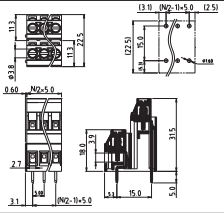

| Electrical: | cULus |
|---|---|
| Voltage rating: | 300V |
| Current rating: | 20A |
| Wire range: | |
| Solid wire(AWG): | 12-22 |
| Stranded wire(AWG): | 12-22 |
| Torque(Lb-In) : | 4.3 |
| Screw: | M3 |
| Wire strip length: | 6~7mm |
| Withstanding Voltage: | 1.6KV |
| Safety Approval: | |




Pitch 5.08mm - Interlace
Poles 2*2p/2*3p
EBxx215000J0G*
Number of poles

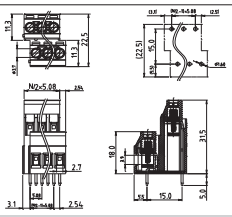

| Electrical: | cULus |
|---|---|
| Voltage rating: | 300V |
| Current rating: | 20A |
| Wire range: | |
| Solid wire(AWG): | 12-22 |
| Stranded wire(AWG): | 12-22 |
| Torque(Lb-In) : | 4.3 |
| Screw: | M3 |
| Wire strip length: | 6~7mm |
| Withstanding Voltage: | 1.6KV |
| Safety Approval: | |




Pitch 5.08mm - Parallel
Poles 2*2p/2*3p
EBxx215300J0G*
Number of poles

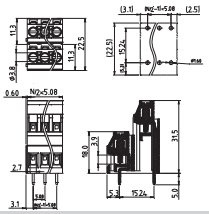

| Electrical: | cULus |
|---|---|
| Voltage rating: | 300V |
| Current rating: | 20A |
| Wire range: | |
| Solid wire(AWG): | 12-22 |
| Stranded wire(AWG): | 12-22 |
| Torque(Lb-In) : | 4.3 |
| Screw: | M3 |
| Wire strip length: | 6~7mm |
| Withstanding Voltage: | 1.6KV |
| Safety Approval: | |

## PART NUMBERS

EB | XX Number of contacts | X Pitch | X Screw & Clamp | X Color | X Body type | X X X X X

**End Stackable**

For 5.0 & 5.08 Pitch
04 to 48 2*2 to 24 contacts

For 10.0 & 10.16 Pitch
04 to 24 2*2 to 12 contacts

| Pitch | |
|---|---|
| 0 | 5.0/.197" |
| 1 | 10.0/.394" |
| 2 | 5.08/.20" |
| 3 | 10.16/.40" |

| Screw & Clamp | |
|---|---|
| 0 | "-/+"Combination type W/Brass Machined Clamp |
| 1 | "-"Slot type W/Brass Machined Clamp |

| Color | |
|---|---|
| 0 | Black |
| 5 | Green (RAL 6018/T) |
| 6 | Blue |
| 8 | Grey (RAL 7035/D) |
| C | Green (RAL 6018/U) |

| Body type | |
|---|---|
| 0 | With cover (solder pin staggered by half pin spacing) |
| 1 | W/O cover (solder pin staggered by half pin spacing) |
| 3 | W/O cover (solder pin in line) |

00J 0 Standard
(Steel screw plating $Cr^{3+}$)
Any special item by customer request, please contact sales department.

| X | |
|---|---|
| G | RoHS compliant (lead<4% ) In copper Alloy |
| H | RoHS compliant (lead<1000ppm ) In copper Alloy |

# RISING CLAMP SYSTEM










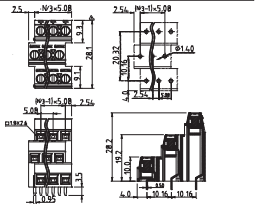

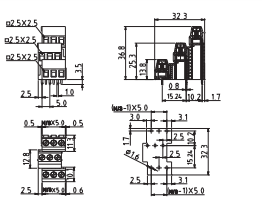

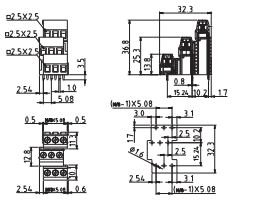

| Electrical: | cULus |
|---|---|
| Voltage rating: | 300V |
| Current rating: | 10A |
| Wire range: | |
| Solid wire(AWG): | 14-24 |
| Stranded wire(AWG): | 14-24 |
| Torque(Lb-In) : | 3.5 |
| Screw: | M3.0 |
| Wire strip length: | 6~7mm |
| Withstanding Voltage: | 1.6KV |
| Safety Approval: | cULus |

| Electrical: | cULus |
|---|---|
| Voltage rating: | 300V |
| Current rating: | 10A |
| Wire range: | |
| Solid wire(AWG): | 12-24 |
| Stranded wire(AWG): | 12-24 |
| Torque(Lb-In) : | 3.5 |
| Screw: | M2.5 |
| Wire strip length: | 6~7mm |
| Withstanding Voltage: | 1.6KV |
| Safety Approval: | cULus |

| Electrical: | cULus |
|---|---|
| Voltage rating: | 300V |
| Current rating: | 10A |
| Wire range: | |
| Solid wire(AWG): | 12-24 |
| Stranded wire(AWG): | 12-24 |
| Torque(Lb-In) : | 3.5 |
| Screw: | M2.5 |
| Wire strip length: | 6~7mm |
| Withstanding Voltage: | 1.6KV |
| Safety Approval: | cULus |

## PART NUMBERS

**YB**

| XX Number of contacts | X Pitch | X Screw & Clamp | X Color | X Tail length | X X X X | X |
|---|---|---|---|---|---|---|
| End Stackable<br>For 5.08 Pitch<br>06 to 72 3*2 to 24 contacts<br>For 10.16 Pitch<br>06 to 36 3*2 to 12 contacts | 2 5.08/.20"<br>3 10.16/.40" | 0 "-/+"Combination type W/Brass Machined Clamp<br>1 "-"Slot type W/Brass Machined Clamp | 0 Black<br>5 Green (RAL 6018/T)<br>6 Blue<br>8 Grey (RAL 7035/D) | 0 3.5mm | 00J0 Standard (Steel screw plating $Cr^{3+}$)<br>Any special item by customer request, please contact sales department. | G RoHS compliant (lead<4% ) In copper Alloy<br>H RoHS compliant (lead<1000ppm ) In copper Alloy |

**YN**

| XX Number of contacts | X Pitch | X Screw & Clamp | X Color | X Tail length | X X X X | X |
|---|---|---|---|---|---|---|
| End Stackable<br>For 5.0 & 5.08 Pitch<br>06 to 72 3*2 to 24 contacts<br>For 10.0 & 10.16 Pitch<br>06 to 36 3*2 to 12 contacts | 0 5.0/.197"<br>1 10.0/.394"<br>2 5.08/.20"<br>3 10.16/.40" | 0 "-/+"Combination type W/Brass Machined Clamp<br>1 "-"Slot type W/Brass Machined Clamp | 0 Black<br>5 Green (RAL 6018/T)<br>6 Blue<br>8 Grey (RAL 7035/D)<br>C Green (RAL 6018/U) | 0 3.5mm | 00J0 Standard (Steel screw plating $Cr^{3+}$)<br>Any special item by customer request, please contact sales department. | G RoHS compliant (lead<4% ) In copper Alloy<br>H RoHS compliant (lead<1000ppm ) In copper Alloy |

For more information,
please contact: Communications@fci.com
or visit us at www.fci.com/terminalblocks

**Disclaimer**
Please note that the above information is subject to change without notice.

# RISING CLAMP SYSTEM




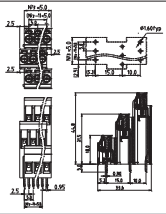

| Electrical: | cULus |
|---|---|
| Voltage rating: | 300V |
| Current rating: | 20A |
| Wire range: | |
| Solid wire(AWG): | 12-28 |
| Stranded wire(AWG): | 12-28 |
| Torque(Lb-In) : | 4.3 |
| Screw: | M3 |
| Wire strip length: | 6~7mm |
| Withstanding Voltage: | 1.6KV |
| Safety Approval: | cULus |




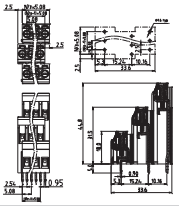

| Electrical: | cULus |
|---|---|
| Voltage rating: | 300V |
| Current rating: | 20A |
| Wire range: | |
| Solid wire(AWG): | 12-28 |
| Stranded wire(AWG): | 12-28 |
| Torque(Lb-In) : | 4.3 |
| Screw: | M3 |
| Wire strip length: | 6~7mm |
| Withstanding Voltage: | 1.6KV |
| Safety Approval: | cULus |




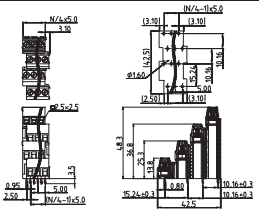

| Electrical: | cULus |
|---|---|
| Voltage rating: | 300V |
| Current rating: | 10A |
| Wire range: | |
| Solid wire: | AWG 12-24 |
| Stranded wire: | AWG 12-24 |
| Torque(Lb-In) : | 3.5 |
| Screw: | M2.5 |
| Wire strip length: | 6~7mm |
| Withstanding Voltage: | 1.6KV |
| Safety Approval: | cULus |




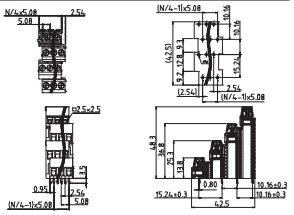

| Electrical: | cULus |
|---|---|
| Voltage rating: | 300V |
| Current rating: | 10A |
| Wire range: | |
| Solid wire(AWG): | 12-24 |
| Stranded wire(AWG): | 12-24 |
| Torque(Lb-In) : | 3.5 |
| Screw: | M2.5 |
| Wire strip length: | 6~7mm |
| Withstanding Voltage: | 1.6KV |
| Safety Approval: | cULus |

## PART NUMBERS

**YH** — XX Number of contacts | X Pitch | X Screw & Clamp | X Color | X Body type | X X X X X

- **XX Number of contacts**
  - End Stackable
  - For 5.0 / 5.08 Pitch: 06 to 72 — 3*2 to 24 contacts
  - For 10.0 / 10.16 Pitch: 06 to 36 — 3*2 to 12 contacts
- **X Pitch**
  - 0 5.0/.197"
  - 1 10.0/.394"
  - 2 5.08/.20"
  - 3 10.16/.40"
- **X Screw & Clamp**
  - 0 "-/+"Combination type W/Brass Machined Clamp
  - 1 "-"Slot type W/Brass Machined Clamp
- **X Color**
  - 0 Black
  - 5 Green (RAL 6018/T)
  - 6 Blue
  - 8 Grey (RAL 7035/D)
  - C Green (RAL 6018/U)
- **X Body type**
  - 1 W/O cover
- **X X X X X**
  - 00J 0 Standard (Steel screw plating $Cr^{3+}$) Any special item by customer request, please contact sales department.
- **X**
  - G RoHS compliant (lead<4% ) In copper Alloy
  - H RoHS compliant (lead<1000ppm ) In copper Alloy

**YT** — XX Number of contacts | X Pitch | X Screw & Clamp | X Color | 0 | X X X X X

- **XX Number of contacts**
  - End Stackable
  - For 5.0 / 5.08 Pitch: 08 to 96 — 4*2 to 24 contacts
  - For 10.0 / 10.16 Pitch: 08 to 48 — 4*2 to 12 contacts
- **X Pitch**
  - 0 5.0/.197"
  - 1 10.0/.394"
  - 2 5.08/.20"
  - 3 10.16/.40"
- **X Screw & Clamp**
  - 0 "-/+"Combination type W/Brass Machined Clamp
  - 1 "-"Slot type W/Brass Machined Clamp
- **X Color**
  - 0 Black
  - 5 Green (RAL 6018/T)
  - 6 Blue
  - 8 Grey (RAL 7035/D)
  - C Green (RAL 6018/U)
- **X X X X X**
  - 00J 0 Standard (Steel screw plating $Cr^{3+}$) Any special item by customer request, please contact sales department.
- **X**
  - G RoHS compliant (lead<4% ) In copper Alloy
  - H RoHS compliant (lead<1000ppm ) In copper Alloy

# RISING CLAMP SYSTEM

YI



Pitch 5.0mm
Poles 4*2p/4*3p
YIxx015100J0G*
Number of poles

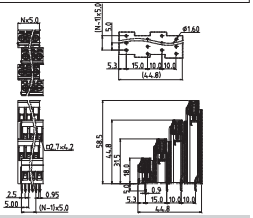

| Electrical: | cULus |
|---|---|
| Voltage rating: | 300V |
| Current rating: | 15A |
| Wire range: | |
| Solid wire(AWG): | 12-28 |
| Stranded wire(AWG): | 12-28 |
| Torque(Lb-In) : | 4.3 |
| Screw: | M3 |
| Wire strip length: | 6~7mm |
| Withstanding Voltage: | 1.6KV |
| Safety Approval: | ( cULus )pending |

YI



Pitch 5.08mm
Poles 4*2p/4*3p
YIxx215100J0G*
Number of poles

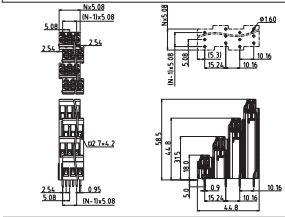

| Electrical: | cULus |
|---|---|
| Voltage rating: | 300V |
| Current rating: | 15A |
| Wire range: | |
| Solid wire(AWG): | 12-28 |
| Stranded wire(AWG): | 12-28 |
| Torque(Lb-In) : | 4.3 |
| Screw: | M3 |
| Wire strip length: | 6~7mm |
| Withstanding Voltage: | 1.6KV |
| Safety Approval: | ( cULus )pending |

## PART NUMBERS

YI | XX Number of contacts | X Pitch | X Screw & Clamp | X Color | X Body type | XXXXX | X

**Number of contacts**

End Stackable

For 5.0 / 5.08 Pitch
08 to 96 4*2 to 24 contacts

For 10.0 / 10.16 Pitch
08 to 48 4*2 to 12 contacts

**Pitch**

0 5.0/.197"
1 10.0/.394"
2 5.08/.20"
3 10.16/.40"

**Screw & Clamp**

0 "-/+"Combination type W/Brass Machined Clamp
1 "-"Slot type W/Brass Machined Clamp

**Color**

0 Black
5 Green (RAL 6018/T)
6 Blue
8 Grey (RAL 7035/D)
C Green (RAL 6018/U)

**Body type**

1 W/O cover

**XXXXX**

00J 0 Standard
(Steel screw plating $Cr^{3+}$)
Any special item by customer request, please contact sales department.

**X**

G RoHS compliant (lead<4% ) In copper Alloy
H RoHS compliant (lead<1000ppm ) In copper Alloy

# RISING CLAMP SYSTEM




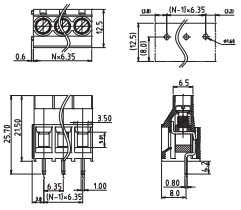

| Electrical: | cULus | TUV |
|---|---|---|
| Voltage rating: | 300V | 450V |
| Current rating: | 30A | 41A |
| Wire range: | | 0.2-6mm$^2$ |
| Solid wire(AWG): | 10-26 | |
| Stranded wire(AWG): | 10-26 | |
| Torque : | 6.9Lb-In | 0.85Nm |
| Screw: | M3.5 | |
| Wire strip length: | 6~7mm | |
| Withstanding Voltage: | 1.6KV | 2.5KV |
| Safety Approval: | | |




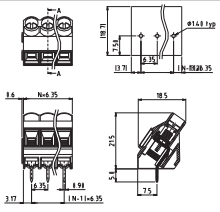

| Electrical: | cULus | TUV |
|---|---|---|
| Voltage rating: | 300V | 450V |
| Current rating: | 30A | 41A |
| Wire range: | | 0.2-6mm$^2$ |
| Solid wire(AWG): | 10-26 | |
| Stranded wire(AWG): | 10-26 | |
| Torque : | 6.9Lb-In | 0.85Nm |
| Screw: | M3.5 | |
| Wire strip length: | 6~7mm | |
| Withstanding Voltage: | 1.6KV | 2.5KV |
| Safety Approval: | | |




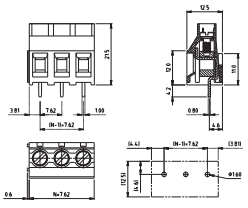

| Electrical: | cULus | TUV |
|---|---|---|
| Voltage rating: | 300V | 450V |
| Current rating: | 30A | 41A |
| Wire range: | | 0.2-6mm$^2$ |
| Solid wire(AWG): | 10-26 | |
| Stranded wire(AWG): | 10-26 | |
| Torque : | 6.9Lb-In | 0.85Nm |
| Screw: | M3.5 | |
| Wire strip length: | 6~7mm | |
| Withstanding Voltage: | 1.6KV | 2.5KV |
| Safety Approval: | | |




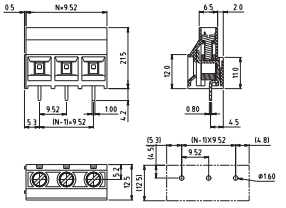

| Electrical: | cULus | TUV |
|---|---|---|
| Voltage rating: | 300V | 450V |
| Current rating: | 30A | 41A |
| Wire range: | | 0.2-6mm$^2$ |
| Solid wire(AWG): | 10-26 | |
| Stranded wire(AWG): | 10-26 | |
| Torque : | 6.9Lb-In | 0.85Nm |
| Screw: | M3.5 | |
| Wire strip length: | 6~7mm | |
| Withstanding Voltage: | 1.6KV | 2.5KV |
| Safety Approval: | | |




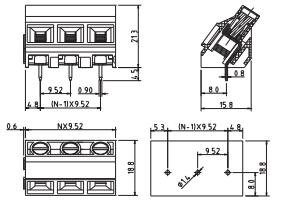

| Electrical: | cULus | TUV |
|---|---|---|
| Voltage rating: | 300V | 450V |
| Current rating: | 30A | 41A |
| Wire range: | | 0.2-6mm$^2$ |
| Solid wire(AWG): | 10-26 | |
| Stranded wire(AWG): | 10-26 | |
| Torque : | 6.9Lb-In | 0.85Nm |
| Screw: | M3.5 | |
| Wire strip length: | 6~7mm | |
| Withstanding Voltage: | 1.6KV | 2.5KV |
| Safety Approval: | | |

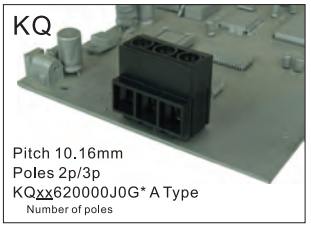


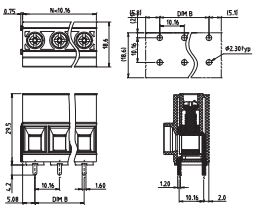

| Electrical: | cULus |
|---|---|
| Voltage rating: | 300V |
| Current rating: | 64A |
| Wire range: | |
| Solid wire( AWG ): | 6-22 |
| Stranded wire( AWG ): | 6-22 |
| Torque(Lb-In) : | 19 |
| Screw: | M4.5 |
| Wire strip length: | 11~12mm |
| Withstanding Voltage: | 1.6KV |
| Safety Approval: | |

# RISING CLAMP SYSTEM

## PART NUMBERS

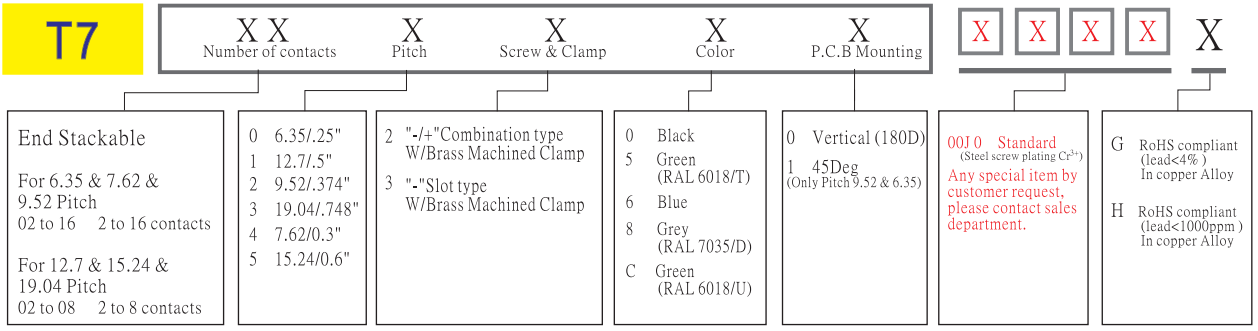


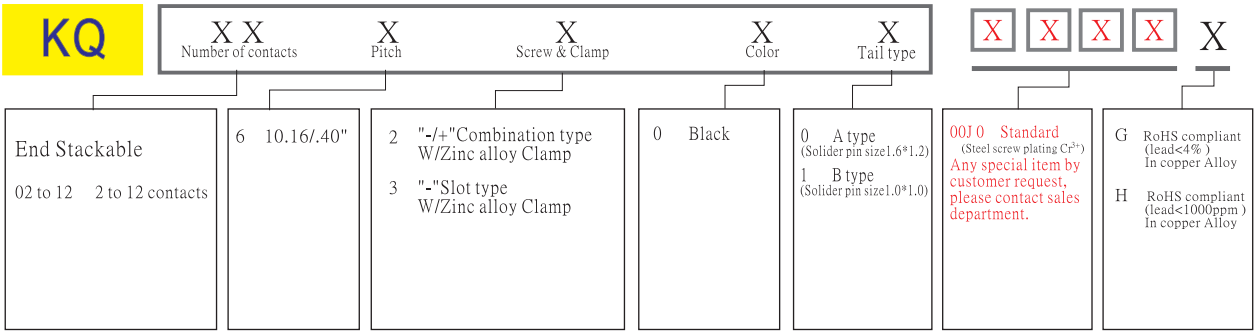




**Disclaimer**
Please note that the above information is subject to change without notice.

# RISING CLAMP SYSTEM













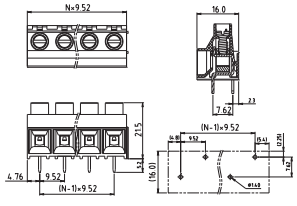

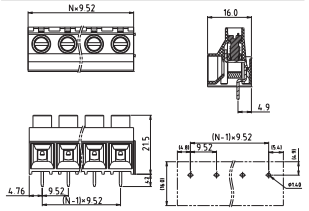

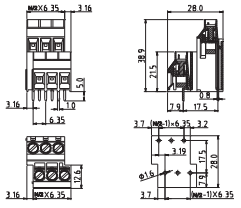

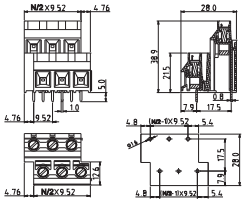

| Electrical: | cULus |
|---|---|
| Voltage rating: | 600V |
| Current rating: | 30A |
| Wire range: | |
| Solid wire(AWG): | 10-24 |
| Stranded wire(AWG): | 10-24 |
| Torque(Lb-In) : | 5.5 |
| Screw: | M3.5 |
| Wire strip length: | 7~8mm |
| Withstanding Voltage: | 2.2KV |
| Safety Approval: | cULus |

| Electrical: | cULus |
|---|---|
| Voltage rating: | 300V |
| Current rating: | 30A |
| Wire range: | |
| Solid wire(AWG): | 10-24 |
| Stranded wire(AWG): | 10-24 |
| Torque(Lb-In) : | 5.5 |
| Screw: | M3.5 |
| Wire strip length: | 7~8mm |
| Withstanding Voltage: | 1.6KV |
| Safety Approval: | cULus |

| Electrical: | cULus |
|---|---|
| Voltage rating: | 300V |
| Current rating: | 30A |
| Wire range: | |
| Solid wire(AWG): | 10-30 |
| Stranded wire(AWG): | 10-30 |
| Torque(Lb-In) : | 5.2 |
| Screw: | M3.5 |
| Wire strip length: | 10~11mm |
| Withstanding Voltage: | 1.6KV |
| Safety Approval: | cULus |

| Electrical: | cULus |
|---|---|
| Voltage rating: | 300V |
| Current rating: | 30A |
| Wire range: | |
| Solid wire(AWG): | 10-30 |
| Stranded wire(AWG): | 10-30 |
| Torque(Lb-In) : | 5.2 |
| Screw: | M3.5 |
| Wire strip length: | 10~11mm |
| Withstanding Voltage: | 1.6KV |
| Safety Approval: | cULus |

## PART NUMBERS

**KO**

| XX Number of contacts | X Pitch | X Screw & Clamp | X Color | X Contact type | X X X X | X |
|---|---|---|---|---|---|---|
| End Stackable<br>02 to 16 2 to 16 contacts | 2 9.52/.374" | 0 "-/+"Combination type W/Brass Machined Clamp<br>1 "-"Slot type W/Brass Machined Clamp | 0 Black<br>5 Green (RAL 6018/T)<br>6 Blue<br>8 Grey (RAL 7035/D)<br>C Green (RAL 6018/U) | 0 Back single row<br>1 Solder pins staggered by half pin spacing | 00J 0 Standard (Steel screw plating $Cr^{3+}$)<br>Any special item by customer request, please contact sales department. | G RoHS compliant (lead<4% ) In copper Alloy<br>H RoHS compliant (lead<1000ppm ) In copper Alloy |

**VV**

| XX Number of contacts | X Pitch | X Screw & Clamp | X Color | 0 | X X X X | X |
|---|---|---|---|---|---|---|
| End Stackable<br>For 6.35 & 9.52 Pitch<br>04 to 32 2*2 to 16 contacts<br>For 12.7 & 19.04 Pitch<br>04 to 16 2*2 to 8 contacts | 0 6.35/.25"<br>1 12.7/.5"<br>2 9.52/.375"<br>3 19.04/.75" | 0 "-/+"Combination type W/Brass Machined Clamp<br>1 "-"Slot type W/Brass Machined Clamp | 0 Black<br>5 Green (RAL 6018/T)<br>6 Blue<br>8 Grey (RAL 7035/D) | | 00J 0 Standard (Steel screw plating $Cr^{3+}$)<br>Any special item by customer request, please contact sales department. | G RoHS compliant (lead<4% ) In copper Alloy<br>H RoHS compliant (lead<1000ppm ) In copper Alloy |

# RISING CLAMP SYSTEM



VP

Pitch 10.16mm
Single tail type
Poles 2p/3p
VPxx658400J0G*
Number of poles

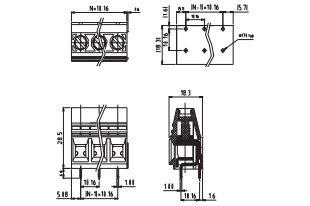

| Electrical: | cULus | IEC |
|---|---|---|
| Voltage rating: | 300V | 650V |
| Current rating: | 65A | 57A |
| Wire range: | | |
| Solid wire: | AWG 6-20/0.5-16mm² | |
| Stranded wire: | AWG 6-20/0.5-10mm² | |
| Torque : | 19Lb-In/1.2N.m | |

| | |
|---|---|
| Screw: | M4.5 |
| Wire strip length: | 10~11mm |
| Withstanding Voltage: | 1.6KV/8KV |
| Safety Approval: | cULus |



VP

Pitch 10.16mm
Double Parallel tail type
Poles 2p/3p
VPxx658500J0G* A type (Solder pitch 5.08mm)
Number of poles

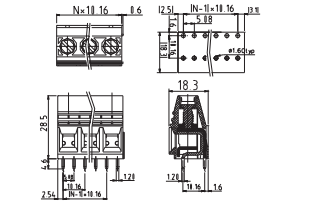

| Electrical: | cULus | IEC |
|---|---|---|
| Voltage rating: | 300V | 250V |
| Current rating: | 65A | 57A |
| Wire range: | | |
| Solid wire: | AWG 6-20/0.5-16mm² | |
| Stranded wire: | AWG 6-20/0.5-10mm² | |
| Torque : | 19Lb-In/1.2N.m | |

| | |
|---|---|
| Screw: | M4.5 |
| Wire strip length: | 10~11mm |
| Withstanding Voltage: | 1.6KV/4KV |
| Safety Approval: | cULus |



VP

Pitch 10.16mm
Double Parallel tail type
Poles 2p/3p
VPxx658800J0G* B type (Solder pitch 4.0mm)
Number of poles

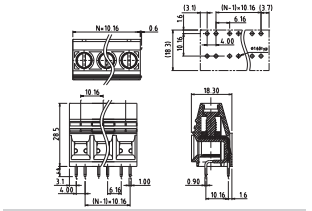

| Electrical: | cULus | IEC |
|---|---|---|
| Voltage rating: | 300V | 250V |
| Current rating: | 65A | 57A |
| Wire range: | | |
| Solid wire: | AWG 6-20/0.5-16mm² | |
| Stranded wire: | AWG 6-20/0.5-10mm² | |
| Torque : | 19Lb-In/1.2N.m | |

| | |
|---|---|
| Screw: | M4.5 |
| Wire strip length: | 10~11mm |
| Withstanding Voltage: | 1.6KV/4KV |
| Safety Approval: | cULus |



VP

Pitch 10.16mm
Double Interlace tail type
Poles 2p/3p
VPxx658700J0G*
Number of poles

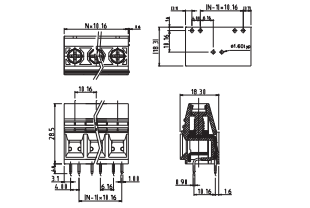

| Electrical: | cULus | IEC |
|---|---|---|
| Voltage rating: | 300V | 1000V |
| Current rating: | 65A | 76A |
| Wire range: | | |
| Solid wire: | AWG 6-20/16mm² | |
| Stranded wire: | AWG 6-20/16mm² | |
| Torque (Lb-In): | 19Lb-In/1.2N.m | |

| | |
|---|---|
| Screw: | M4.5 |
| Wire strip length: | 10~11mm |
| Withstanding Voltage: | 1.6KV/6KV |
| Safety Approval: | cULus |



VP

Pitch 12.7mm
Single tail type
Poles 2p/3p
VPxx855400J0G*
Number of poles

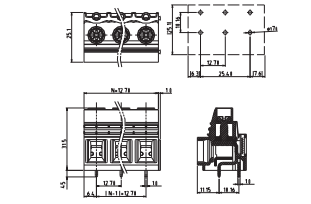

| Electrical: | cULus | IEC |
|---|---|---|
| Voltage rating: | 600V | 1000V |
| Current rating: | 65A | 76A |
| Wire range: | | |
| Solid wire: | AWG 6-20/16mm² | |
| Stranded wire: | AWG 6-20/16mm² | |
| Torque: | 19Lb-In/1.2N.m | |

| | |
|---|---|
| Screw: | M4.5 |
| Wire strip length: | 10~11mm |
| Withstanding Voltage: | 2.2KV 6KV |
| Safety Approval: | cULus |



VP

Pitch 12.7mm
Double tail type
Poles 2p/3p
VPxx858500J0G* A type (Solder pitch 5.08mm)
Number of poles

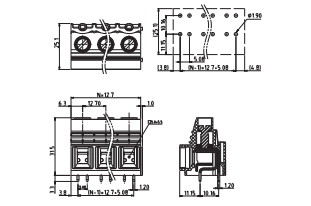

| Electrical: | cULus | IEC |
|---|---|---|
| Voltage rating: | 300V | 1000V |
| Current rating: | 65A | 76A |
| Wire range: | | |
| Solid wire: | AWG 6-20/16mm² | |
| Stranded wire: | AWG 6-20/16mm² | |
| Torque : | 19Lb-In/1.2N.m | |

| | |
|---|---|
| Screw: | M4.5 |
| Wire strip length: | 10~11mm |
| Withstanding Voltage: | 1.6KV/6KV |
| Safety Approval: | cULus |



VP

Pitch 12.7mm
Double tail Parallel type
Poles 2p/3p
VPxx858800J0G* B type (Solder pitch 4.0mm)
Number of poles

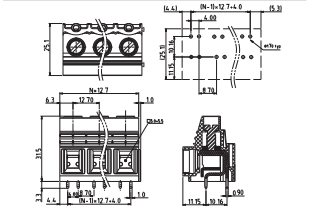

| Electrical: | cULus | IEC |
|---|---|---|
| Voltage rating: | 300V | 1000V |
| Current rating: | 65A | 76A |
| Wire range: | | |
| Solid wire: | AWG 6-20/16mm² | |
| Stranded wire: | AWG 6-20/16mm² | |
| Torque: | 19Lb-In/1.2N.m | |

| | |
|---|---|
| Screw: | M4.5 |
| Wire strip length: | 10~11mm |
| Withstanding Voltage: | 1.6KV/6KV |
| Safety Approval: | cULus |



VP

Pitch 12.7mm
Double tail Interlace type
Poles 2p/3p
VPxx858700J0G* B type (Solder pitch 4.0mm)
Number of poles

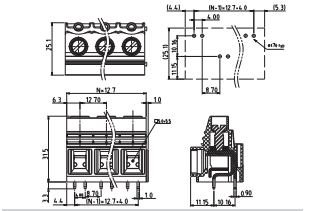

| Electrical: | cULus | IEC |
|---|---|---|
| Voltage rating: | 600V | 1000V |
| Current rating: | 65A | 76A |
| Wire range: | | |
| Solid wire: | AWG 6-20/16mm² | |
| Stranded wire: | AWG 6-20/16mm² | |
| Torque : | 19Lb-In/1.2N.m | |

| | |
|---|---|
| Screw: | M4.5 |
| Wire strip length: | 10~11mm |
| Withstanding Voltage: | 2.2KV/6KV |
| Safety Approval: | cULus |



**Disclaimer**
Please note that the above information is subject to change without notice.

# RISING CLAMP SYSTEM

## PART NUMBERS

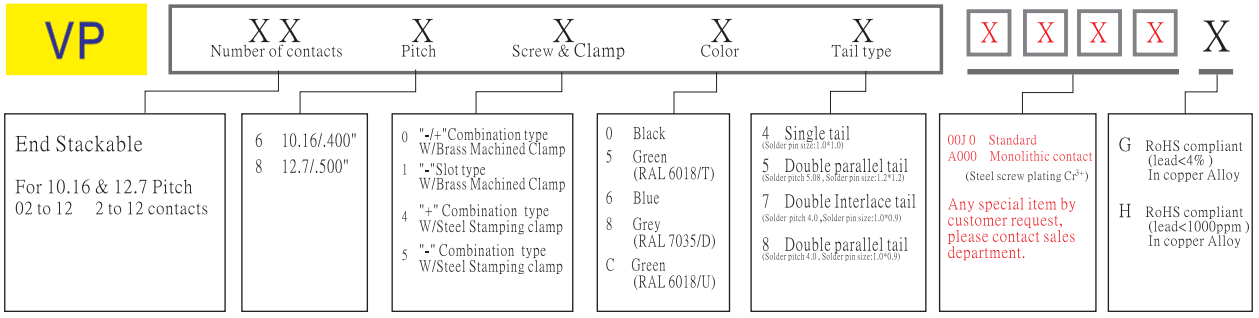

# RISING CLAMP SYSTEM

## EJ



Pitch 19.0mm
Poles 1p
EJ01D15100J0G*
Number of poles

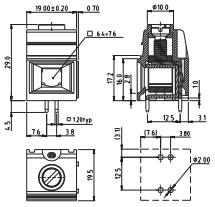

| Electrical: | cULus |
|---|---|
| Voltage rating: | 600V |
| Current rating: | 100A |
| Wire range: | |
| Solid wire(AWG): | 3-18 |
| Stranded wire(AWG): | 3-18 |
| Torque(Lb-In) : | 30 |
| Screw: | M5 |
| Wire strip length: | 12~15mm |
| Withstanding Voltage: | 2.2KV |
| Safety Approval: | cULus |

## EI



Pitch 15.0mm
Solid block
Poles 2p~10p
EIxxC15300J0G*
Number of poles

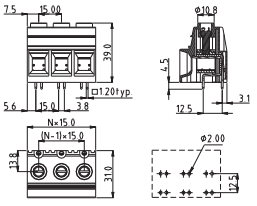

| Electrical: | cULus | IEC |
|---|---|---|
| Voltage rating: | 600V | 1000V |
| Current rating: | 125A | 125A |
| Wire range: | | 35 mm² |
| Solid wire(AWG): | 2-20 | |
| Stranded wire(AWG): | 2-20 | |
| Torque(Lb-In) : | 36.5 | |
| Screw: | M5 | |
| Wire strip length: | 12~15mm | |
| Withstanding Voltage: | 2.2KV | 8KV |
| Safety Approval: | cULus | |

## EI



Pitch 15.0mm - With Flange
Solid block
Poles 2p~10p
EIxxC15310J0G*
Number of poles

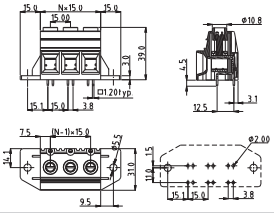

| Electrical: | cULus | IEC |
|---|---|---|
| Voltage rating: | 600V | 1000V |
| Current rating: | 125A | 125A |
| Wire range: | | 35 mm² |
| Solid wire(AWG): | 2-20 | |
| Stranded wire(AWG): | 2-20 | |
| Torque(Lb-In) : | 36.5 | |
| Screw: | M5 | |
| Wire strip length: | 12~15mm | |
| Withstanding Voltage: | 2.2KV | 8KV |
| Safety Approval: | cULus | |

## E4



Solid Block
Poles 2p/3p/4p/6p
E4xx018000J0G*
Number of poles

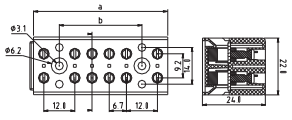

| poles | a(mm) | b(mm) |
|---|---|---|
| 2pole | 20 | |
| 3pole | 31 | 11 |
| 4pole | 38 | 18 |
| 6pole | 52 | 32 |

| Electrical: | cULus |
|---|---|
| Voltage rating: | 300V |
| Current rating: | 30A |
| Wire range: | |
| Solid wire(AWG): | 10-26 |
| Stranded wire(AWG): | 10-26 |
| Torque(Lb-In) : | 9 |
| Screw: | M3.5 |
| Wire strip length: | 7~8mm |
| Withstanding Voltage: | 1.6KV |
| Safety Approval: | cULus |

## V4



Solid Block
Poles 2p~5p
V4xx018000J0G*
Number of poles

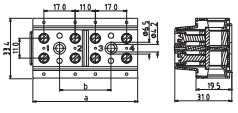

| Poles | a(mm) | b(mm) |
|---|---|---|
| 2pole | 29.0 | |
| 3pole | 46.0 | 17.0 |
| 4pole | 57.0 | 28.0 |
| 5pole | 68.0 | 39.0 |

| Electrical: | cULus |
|---|---|
| Voltage rating: | 600V |
| Current rating: | 65A |
| Wire range: | |
| Solid wire(AWG): | 6-22 |
| Stranded wire(AWG): | 6-22 |
| Torque(Lb-In) : | 8.7 |
| Screw: | M4 |
| Wire strip length: | 6~7mm |
| Withstanding Voltage: | 2.2KV |
| Safety Approval: | cULus |

For more information,
please contact: Communications@fci.com
or visit us at www.fci.com/terminalblocks

**Disclaimer**
Please note that the above information is subject to change without notice.

# RISING CLAMP SYSTEM

## PART NUMBERS

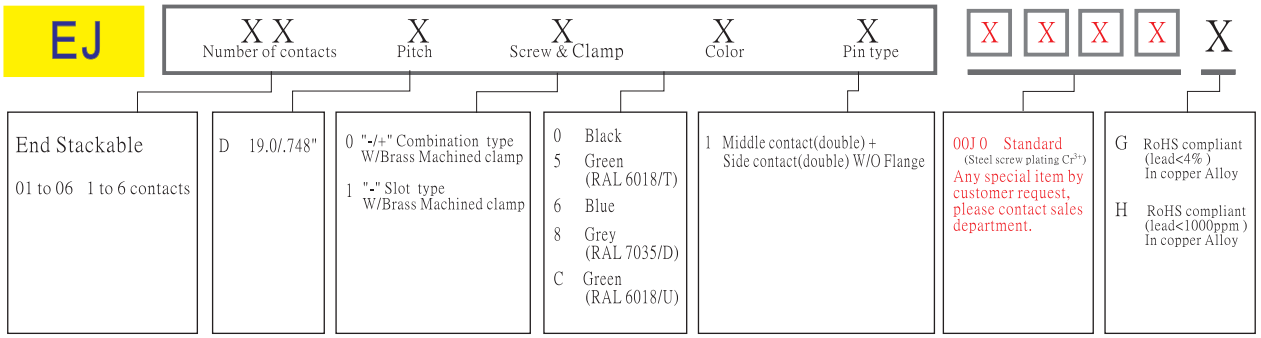


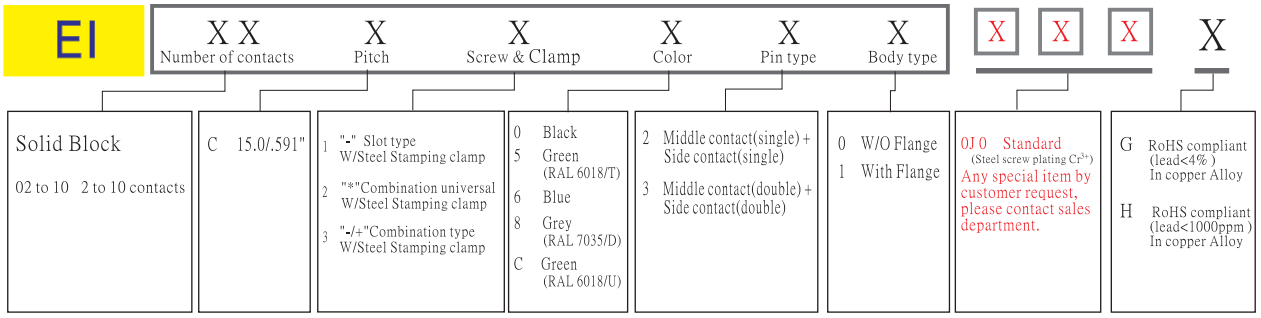


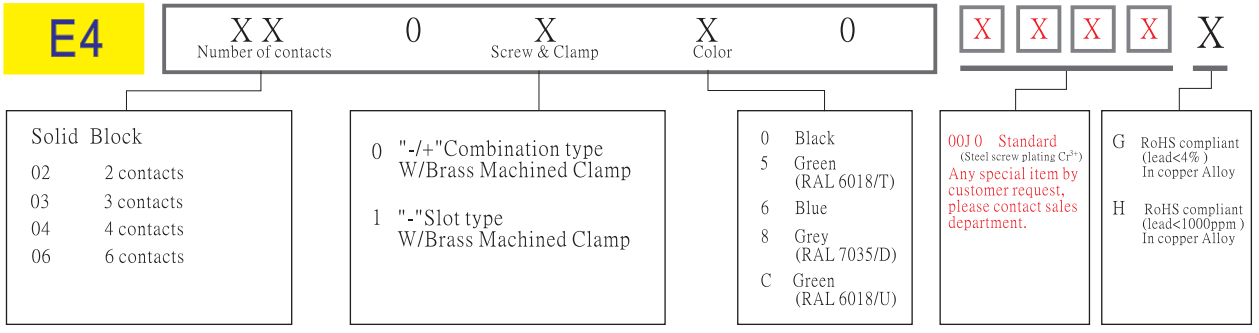


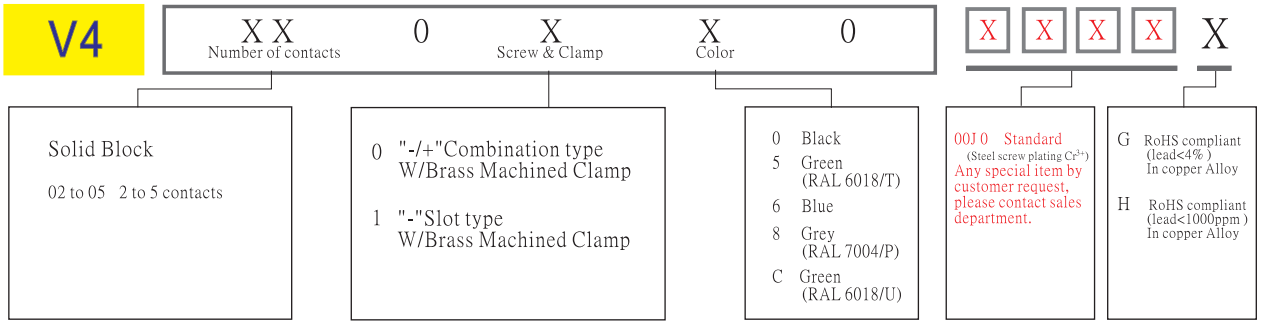

# RISING CLAMP SYSTEM




Pitch 5.08mm
Poles 1p~12p
VTxx218000J0G*
Number of poles




Pitch 5.0mm
Long interlock
Poles 2p/3p
TGxx0160B0J0G*
Number of poles




Pitch 5.0mm
Long interlock (Solid block)
Poles 4p~24p
TGxx0160C0J0G*
Number of poles




Pitch 5.08mm
Long interlock
Poles 2p/3p
TGxx5160B0J0G*
Number of poles

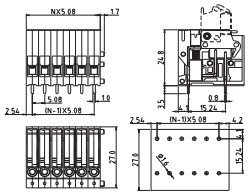

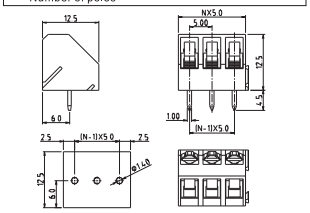

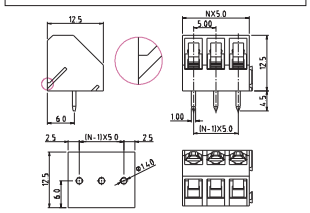

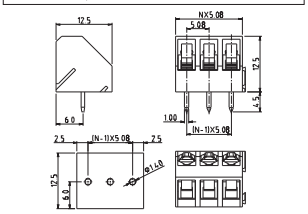

| Electrical: | cULus |
|---|---|
| Voltage rating: | 300V |
| Current rating: | 15A |
| Wire range: | |
| Solid wire(AWG): | 12-28 |
| Stranded wire(AWG): | 12-28 |
| Torque(Lb-In) : | 3.5 |
| Screw: | M3 |
| Wire strip length: | 8~9mm |
| Withstanding Voltage: | 1.6KV |
| Safety Approval: | |

| Electrical: | cULus | VDE |
|---|---|---|
| Voltage rating: | 300V | 250V |
| Current rating: | 15A | 10A |
| Wire range: | | 0.34-4.0mm² |
| Solid wire(AWG): | 12-24 | |
| Stranded wire(AWG): | 12-24 | |
| Torque : | 3.5Lb-In | 0.4N.m |
| Screw: | M2.5 | |
| Wire strip length: | 6~7mm | |
| Withstanding Voltage: | 1.6KV | 2KV |
| Safety Approval: | cULus | VDE |

| Electrical: | cULus |
|---|---|
| Voltage rating: | 300V |
| Current rating: | 10A |
| Wire range: | |
| Solid wire(AWG): | 12-22 |
| Stranded wire(AWG): | 12-22 |
| Torque(Lb-In) : | 3.5 |
| Screw: | M2.5 |
| Wire strip length: | 6~7mm |
| Withstanding Voltage: | 1.6KV |
| Safety Approval: | cULus |

| Electrical: | cULus | VDE |
|---|---|---|
| Voltage rating: | 300V | 250V |
| Current rating: | 15A | 10A |
| Wire range: | | 0.34-4.0mm² |
| Solid wire(AWG): | 12-24 | |
| Stranded wire(AWG): | 12-24 | |
| Torque: | 3.5Lb-In | 0.4N.m |
| Screw: | M2.5 | |
| Wire strip length: | 6~7mm | |
| Withstanding Voltage: | 1.6KV | 2KV |
| Safety Approval: | cULus | VDE |

## PART NUMBERS

**VT**

XX Number of contacts | X Pitch | X Screw & Clamp | X Color | 0 | X X X X | X

- End Stackable
  - 01 to 12 1 to 12 contacts
- 2 5.08/.20"
- 1 "-"Slot type W/Brass Machined Clamp
- 0 Black
  - 5 Green (RAL 6018/T)
  - 6 Blue
  - 8 Grey (RAL 7035/D)
  - C Green (RAL 6018/U)
- 00J 0 Standard (Steel screw plating $Cr^{3+}$) Any special item by customer request, please contact sales department.
- G RoHS compliant (lead<4% ) In copper Alloy
  - H RoHS compliant (lead<1000ppm ) In copper Alloy

**TG**

XX Number of contacts | X Pitch | X Screw & Clamp | X Color | X Tail length | X Special Insulator | X X X | X

- End Stackable
  - For 5.0 & 5.08 Pitch
    - 02 to 24 2 to 24 contacts
  - For 10.0 & 10.16 Pitch
    - 02 to 12 2 to 12 contacts
- 0 5.00/.197"
  - 1 10.00/.394"
  - 5 5.08/.20"
  - 6 10.16/.40"
- 0 "-/+"Combination type W/Brass Machined Clamp
  - 1 "-"Slot type W/Brass Machined Clamp
- 0 Black
  - 5 Green (RAL 6018/T)
  - 6 Blue
  - 8 Grey (RAL 7035/D)
  - C Green (RAL 6018/U)
- 0 4.5mm
  - 3 3.2mm
- B Stackable (long-interlock)
  - C Solid block (long-interlock) (Only pitch 5.0mm)
- 0J 0 Standard (Steel screw plating $Cr^{3+}$) Any special item by customer request, please contact sales department.
- G RoHS compliant (lead<4% ) In copper Alloy
  - H RoHS compliant (lead<1000ppm ) In copper Alloy

For more information,
please contact: Communications@fci.com
or visit us at www.fci.com/terminalblocks

**Disclaimer**
Please note that the above information is subject to change without notice.

# RISING CLAMP SYSTEM




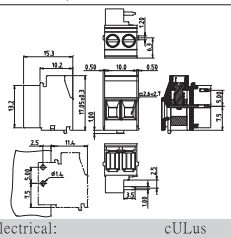

| Electrical: | cULus |
|---|---|
| Voltage rating: | 300V |
| Current rating: | 10A |
| Wire range: | |
| Solid wire(AWG): | 12-30 |
| Stranded wire(AWG): | 12-30 |
| Torque(Lb-In) : | 5.0 |
| Screw: | M3.0 |
| Wire strip length: | 7~8mm |
| Withstanding Voltage: | 1.6KV |
| Safety Approval: | cULus |




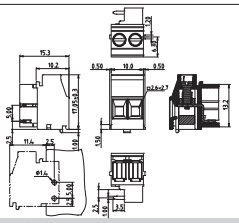

| Electrical: | cULus |
|---|---|
| Voltage rating: | 300V |
| Current rating: | 10A |
| Wire range: | |
| Solid wire(AWG): | 12-30 |
| Stranded wire(AWG): | 12-30 |
| Torque(Lb-In) : | 5.0 |
| Screw: | M3.0 |
| Wire strip length: | 7~8mm |
| Withstanding Voltage: | 1.6KV |
| Safety Approval: | cULus |




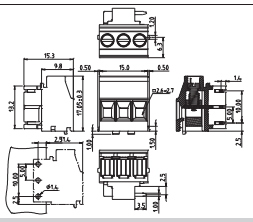

| Electrical: | cULus |
|---|---|
| Voltage rating: | 300V |
| Current rating: | 10A |
| Wire range: | |
| Solid wire(AWG): | 12-30 |
| Stranded wire(AWG): | 12-30 |
| Torque(Lb-In) : | 5.0 |
| Screw: | M3.0 |
| Wire strip length: | 7~8mm |
| Withstanding Voltage: | 1.6KV |
| Safety Approval: | cULus |




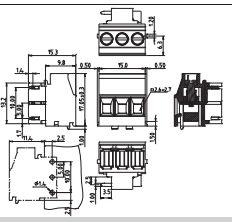

| Electrical: | cULus |
|---|---|
| Voltage rating: | 300V |
| Current rating: | 10A |
| Wire range: | |
| Solid wire(AWG): | 12-30 |
| Stranded wire(AWG): | 12-30 |
| Torque(Lb-In) : | 5.0 |
| Screw: | M3.0 |
| Wire strip length: | 7~8mm |
| Withstanding Voltage: | 1.6KV |
| Safety Approval: | cULus |




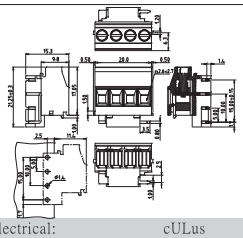

| Electrical: | cULus |
|---|---|
| Voltage rating: | 300V |
| Current rating: | 10A |
| Wire range: | |
| Solid wire(AWG): | 12-30 |
| Stranded wire(AWG): | 12-30 |
| Torque(Lb-In) : | 5.0 |
| Screw: | M3.0 |
| Wire strip length: | 7~8mm |
| Withstanding Voltage: | 1.6KV |
| Safety Approval: | cULus |




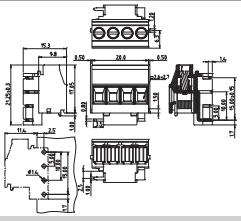

| Electrical: | cULus |
|---|---|
| Voltage rating: | 300V |
| Current rating: | 10A |
| Wire range: | |
| Solid wire(AWG): | 12-30 |
| Stranded wire(AWG): | 12-30 |
| Torque(Lb-In) : | 5.0 |
| Screw: | M3.0 |
| Wire strip length: | 7~8mm |
| Withstanding Voltage: | 1.6KV |
| Safety Approval: | cULus |




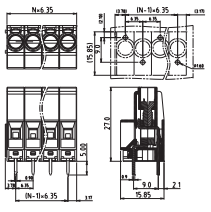

| Electrical: | cULus |
|---|---|
| Voltage rating: | 600V |
| Current rating: | 30A |
| Wire range: | |
| Solid wire(AWG): | 10-24 |
| Stranded wire(AWG): | 10-24 |
| Torque (Lb-In): | 5.3 |
| Screw: | M3.5 |
| Wire strip length: | 8~9mm |
| Withstanding Voltage: | 2.2KV |
| Safety Approval: | cULus |




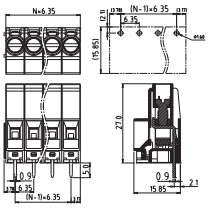

| Electrical: | cULus |
|---|---|
| Voltage rating: | 300V |
| Current rating: | 30A |
| Wire range: | |
| Solid wire(AWG): | 10-24 |
| Stranded wire(AWG): | 10-24 |
| Torque (Lb-In): | 5.3 |
| Screw: | M3.5 |
| Wire strip length: | 8~9mm |
| Withstanding Voltage: | 1.6KV |
| Safety Approval: | cULus |

# RISING CLAMP SYSTEM




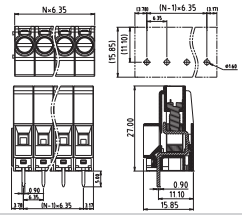

| Electrical: | cULus |
|---|---|
| Voltage rating: | 300V |
| Current rating: | 30A |
| Wire range: | |
| Solid wire(AWG): | 10-24 |
| Stranded wire(AWG): | 10-24 |
| Torque (Lb-In): | 5.3 |
| Screw: | M3.5 |
| Wire strip length: | 8~9mm |
| Withstanding Voltage: | 1.6KV |
| Safety Approval: | cULus |




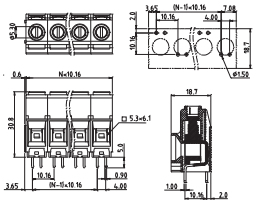

| Electrical: | cULus |
|---|---|
| Voltage rating: | 600V |
| Current rating: | 65A |
| Wire range: | |
| Solid wire(AWG): | 6-20 |
| Stranded wire(AWG): | 6-20 |
| Torque (Lb-In): | 11.7 |
| Screw: | M4.5 |
| Wire strip length: | 10~11mm |
| Withstanding Voltage: | 2.2KV |
| Safety Approval: | cULus |




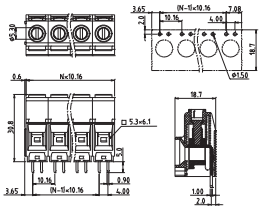

| Electrical: | cULus |
|---|---|
| Voltage rating: | 300V |
| Current rating: | 65A |
| Wire range: | |
| Solid wire(AWG): | 6-20 |
| Stranded wire(AWG): | 6-20 |
| Torque (Lb-In): | 11.7 |
| Screw: | M4.5 |
| Wire strip length: | 10~11mm |
| Withstanding Voltage: | 1.6KV |
| Safety Approval: | cULus |




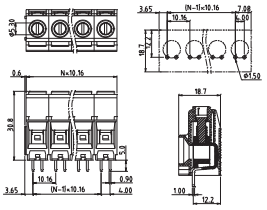

| Electrical: | cULus |
|---|---|
| Voltage rating: | 300V |
| Current rating: | 65A |
| Wire range: | |
| Solid wire(AWG): | 6-20 |
| Stranded wire(AWG): | 6-20 |
| Torque (Lb-In): | 11.7 |
| Screw: | M4.5 |
| Wire strip length: | 10~11mm |
| Withstanding Voltage: | 1.6KV |
| Safety Approval: | cULus |

## PART NUMBERS

**E6** | XX Number of contacts | X Pitch | X Screw & Clamp | X Color | X Direction of pin | XXXXX

- **Number of contacts**: Solid Block; 02 to 04 — 2 to 4 contacts
- **Pitch**: 0 — 5.00/.197"
- **Screw & Clamp**: 0 "-/+"Combination type W/Brass Machined Clamp; 1 "-"Slot type W/Brass Machined Clamp
- **Color**: 0 Black; 5 Green (RAL 6018/T); 6 Blue; 8 Grey (RAL 7035/D); C Green (RAL 6018/U)
- **Direction of pin**: 0 Right; 1 Left
- **XXXXX**: 00J0 Standard (Steel screw plating $Cr^{3+}$) Any special item by customer request, please contact sales department.
- **X**: G RoHS compliant (lead<4% ) In copper Alloy; H RoHS compliant (lead<1000ppm ) In copper Alloy

**KP** | XX Number of contacts | X Pitch | X Screw & Clamp | X Color | X Contact type | XXXXX

- **Number of contacts**: End Stackable; For 6.35 Pitch: 01 to 16 — 1 to 16 contacts; For 10.16 Pitch: 01 to 12 — 1 to 12 contacts
- **Pitch**: 0 6.35/.25"; 2 10.16/.4"
- **Screw & Clamp**: 0 "-/+"Combination type W/Brass Machined Clamp; 1 "-"Slot type W/Brass Machined Clamp
- **Color**: 0 Black; 5 Green (RAL 6018/T); 6 Blue; 8 Grey (RAL 7035/D); C Green (RAL 6018/U)
- **Contact type**: 0 Solder pins staggered by half pin spacing; 1 Back single row; 2 Front single row
- **XXXXX**: 00J0 W/O cover; 10J0 With cover; Any special item by customer request, please contact sales department.
- **X**: G RoHS compliant (lead<4% ) In copper Alloy; H RoHS compliant (lead<1000ppm ) In copper Alloy

For more information,
please contact: Communications@fci.com
or visit us at www.fci.com/terminalblocks

**Disclaimer**
Please note that the above information is subject to change without notice.

# RISING CLAMP SYSTEM

**K6**



Pitch 4.5mm
Poles 2~24p
K6xx015000J0G*
Number of poles

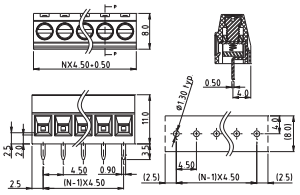

| Electrical: | cULus |
|---|---|
| Voltage rating: | 300V |
| Current rating: | 10A |
| Wire range: | |
| Solid wire(AWG): | 16-24 |
| Stranded wire(AWG): | 16-24 |
| Torque(Lb-In) : | 2.7 |
| Screw: | M3.0 |
| Wire strip length: | 5~6mm |
| Withstanding Voltage: | 1.6KV |
| Safety Approval: | cULus |

**K7**



Pitch 7.5mm - Right
Poles 3p
K7xx038000J0G*
Number of poles

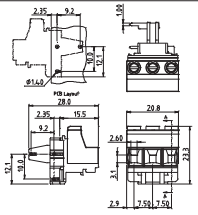

| Electrical: | cULus |
|---|---|
| Voltage rating: | 300V |
| Current rating: | 20A |
| Wire range: | |
| Solid wire(AWG): | 12-30 |
| Stranded wire(AWG): | 12-30 |
| Torque(Lb-In) : | 4.3 |
| Screw: | M3.0 |
| Wire strip length: | 7~8mm |
| Withstanding Voltage: | 1.6KV |
| Safety Approval: | (cULus)Pending |

**K7**



Pitch 7.5mm - Left
Poles 3p
K7xx038100J0G*
Number of poles

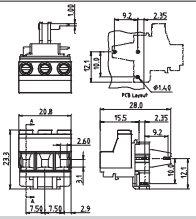

| Electrical: | cULus |
|---|---|
| Voltage rating: | 300V |
| Current rating: | 20A |
| Wire range: | |
| Solid wire(AWG): | 12-30 |
| Stranded wire(AWG): | 12-30 |
| Torque(Lb-In) : | 4.3 |
| Screw: | M3.0 |
| Wire strip length: | 7~8mm |
| Withstanding Voltage: | 1.6KV |
| Safety Approval: | (cULus)Pending |

## PART NUMBERS

**K6**

| XX Number of contacts | X Pitch | X Screw & Clamp | X Color | 0 | XXXXX | X |
|---|---|---|---|---|---|---|

End Stackable
For 4.5 Pitch
02 to 24 2 to 24 contacts
For 9.0 Pitch
02 to 12 2 to 12 contacts

0 4.5/.177"
1 9.00/.354"

0 "-/+"Combination type W/Brass Machined Clamp
1 "-"Slot type W/Brass Machined Clamp

0 Black
5 Green (RAL 6018/T)
6 Blue
8 Grey (RAL 7035/D)
C Green (RAL 6018/U)

00J 0 Standard (Steel screw plating $Cr^{3+}$)
Any special item by customer request, please contact sales department.

G RoHS compliant (lead<4% ) In copper Alloy
H RoHS compliant (lead<1000ppm ) In copper Alloy

**K7**

| XX Number of contacts | X Pitch | X Screw & Clamp | X Color | X Direction of pin | XXXXX | X |
|---|---|---|---|---|---|---|

Solid Block
03 3 contacts

0 7.5/.295"

2 "-/+"Combination type W/Zinc Alloy Clamp (square hole)
3 "-"Slot type W/Zinc Alloy Clamp (square hole)

0 Black
5 Green (RAL 6018/T)
6 Blue
8 Grey (RAL 7035/D)
C Green (RAL 6018/U)

0 Right
1 Left

00J 0 Standard (Steel screw plating $Cr^{3+}$)
Any special item by customer request, please contact sales department.

G RoHS compliant (lead<4% ) In copper Alloy
H RoHS compliant (lead<1000ppm ) In copper Alloy

"*" means FCI Standard item, any other non-standard item, please consult FCI for up-to-date information.

TMBRISCLPSYS0214A4

## Notes

For more information,
please contact: Communications@fci.com
or visit us at www.fci.com/terminalblocks

# SCREW PLUGGABLE SYSTEM

## OVERVIEW

For screw pluggable system, the plug uses the screw structure to contact.

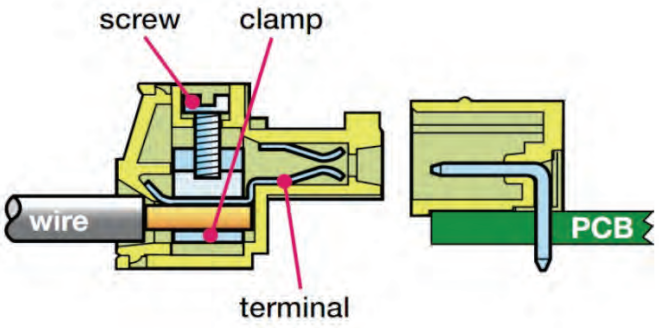




Screw pluggable terminal block connectors are used primarily in wire-to-board situations. Designed to be connected or detached with ease, the plug uses its screw structure to protect and fix the wire to the contact.

# SCREW PLUGGABLE SYSTEM

TH



Pitch 3.5mm
Poles 2p/3p
THxx215000J0G*
Number of poles

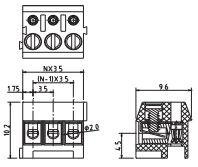

| Electrical: | cULus |
|---|---|
| Voltage rating: | 300V |
| Current rating: | 10A |
| Wire range: | |
| Solid wire(AWG): | 16-28 |
| Stranded wire(AWG): | 16-28 |
| Torque(Lb-In) : | 1.7 |
| Screw: | M2 |
| Wire strip length: | 5~6mm |
| Withstanding Voltage: | 1.6KV |
| Safety Approval: | cULus |

TH



Pitch 3.5mm
Solid Block
Poles 4p~24p
THxx215100J0G*
Number of poles

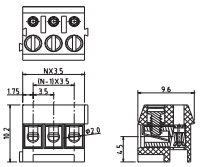

| Electrical: | cULus |
|---|---|
| Voltage rating: | 300V |
| Current rating: | 10A |
| Wire range: | |
| Solid wire(AWG): | 16-28 |
| Stranded wire(AWG): | 16-28 |
| Torque(Lb-In) : | 1.7 |
| Screw: | M2 |
| Wire strip length: | 5~6mm |
| Withstanding Voltage: | 1.6KV |
| Safety Approval: | cULus |

TH



Pitch 3.81mm
Poles 2p/3p
THxx415000J0G*
Number of poles

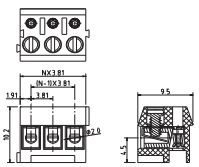

| Electrical: | cULus |
|---|---|
| Voltage rating: | 300V |
| Current rating: | 10A |
| Wire range: | |
| Solid wire(AWG): | 16-28 |
| Stranded wire(AWG): | 16-28 |
| Torque(Lb-In) : | 1.7 |
| Screw: | M2 |
| Wire strip length: | 5~6mm |
| Withstanding Voltage: | 1.6KV |
| Safety Approval: | cULus |

TH



Pitch 3.81mm
Solid Block
Poles 4p~24p
THxx415100J0G*
Number of poles

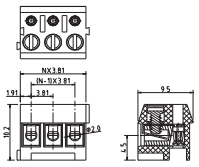

| Electrical: | cULus |
|---|---|
| Voltage rating: | 300V |
| Current rating: | 10A |
| Wire range: | |
| Solid wire(AWG): | 16-28 |
| Stranded wire(AWG): | 16-28 |
| Torque(Lb-In) : | 1.7 |
| Screw: | M2 |
| Wire strip length: | 5~6mm |
| Withstanding Voltage: | 1.6KV |
| Safety Approval: | cULus |

TH



Pitch 5.0mm
Poles 2p/3p
THxx016000J0G*
Number of poles

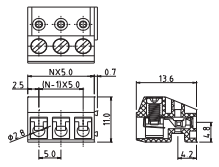

| Electrical: | cULus | VDE | TÜV |
|---|---|---|---|
| Voltage rating: | 300V | 300V | 300V |
| Current rating: | 15A | 12A | 15A |
| Wire range: | 0.34 - 1.5mm² | | |
| Solid wire(AWG): | 14-22 | | |
| Stranded wire(AWG): | 14-22 | | |
| Torque : | 3.5Lb-In. | 0.4N.m | 0.4N.m |
| Screw: | M2.6 | | |
| Wire strip length: | 5~6mm | | |
| Withstanding Voltage: | 1.6KV | 2.5KV | 2.5KV |
| Safety Approval: | cULus | | |

TH



Pitch 5.0mm
Solid Block
Poles 2p~24p
THxx010100J0G*
Number of poles

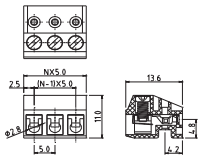

| Electrical: | cULus | VDE | TÜV |
|---|---|---|---|
| Voltage rating: | 300V | 300V | 300V |
| Current rating: | 15A | 12A | 15A |
| Wire range: | 0.34 - 1.5mm² | | |
| Solid wire(AWG): | 14-22 | | |
| Stranded wire(AWG): | 14-22 | | |
| Torque : | 3.5Lb-In. | 0.4N.m | 0.4N.m |
| Screw: | M2.6 | | |
| Wire strip length: | 5~6mm | | |
| Withstanding Voltage: | 1.6KV | 2.5KV | 2.5KV |
| Safety Approval: | cULus | | |

TT



Pitch 3.5mm
Poles 2p/3p/4p
TTxx215000J0G*
Number of poles

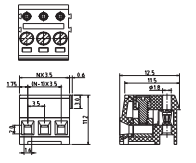

| Electrical: | cULus |
|---|---|
| Voltage rating: | 300V |
| Current rating: | 10A |
| Wire range: | |
| Solid wire(AWG): | 16-28 |
| Stranded wire(AWG): | 16-28 |
| Torque(Lb-In) : | 1.7 |
| Screw: | M2 |
| Wire strip length: | 5~6mm |
| Withstanding Voltage: | 1.6KV |
| Safety Approval: | (cULus)pending |

TT



Pitch 3.81mm
Poles 2p/3p/4p
TTxx415000J0G*
Number of poles

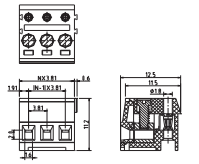

| Electrical: | cULus |
|---|---|
| Voltage rating: | 300V |
| Current rating: | 10A |
| Wire range: | |
| Solid wire(AWG): | 16-28 |
| Stranded wire(AWG): | 16-28 |
| Torque(Lb-In) : | 1.7 |
| Screw: | M2 |
| Wire strip length: | 5~6mm |
| Withstanding Voltage: | 1.6KV |
| Safety Approval: | (cULus)pending |

TT



Pitch 5.0mm
Poles 2p/3p
TTxx018000J0G*
Number of poles

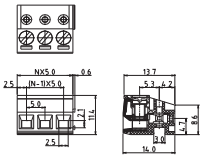

| Electrical: | cULus |
|---|---|
| Voltage rating: | 300V |
| Current rating: | 10A |
| Wire range: | |
| Solid wire(AWG): | 16-22 |
| Stranded wire(AWG): | 16-22 |
| Torque(Lb-In) : | 1.7 |
| Screw: | M3 |
| Wire strip length: | 5~6mm |
| Withstanding Voltage: | 1.6KV |
| Safety Approval: | cULus |

TT



Pitch 5.0mm
Solid Block
Poles 4p~24p
TTxx018100J0G*
Number of poles

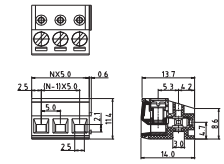

| Electrical: | cULus |
|---|---|
| Voltage rating: | 300V |
| Current rating: | 10A |
| Wire range: | |
| Solid wire(AWG): | 16-22 |
| Stranded wire(AWG): | 16-22 |
| Torque(Lb-In) : | 1.7 |
| Screw: | M3 |
| Wire strip length: | 5~6mm |
| Withstanding Voltage: | 1.6KV |
| Safety Approval: | cULus |

For more information,
please contact: Communications@fci.com
or visit us at www.fci.com/terminalblocks

**Disclaimer**
Please note that the above information is subject to change without notice.

# SCREW PLUGGABLE SYSTEM

## PART NUMBERS

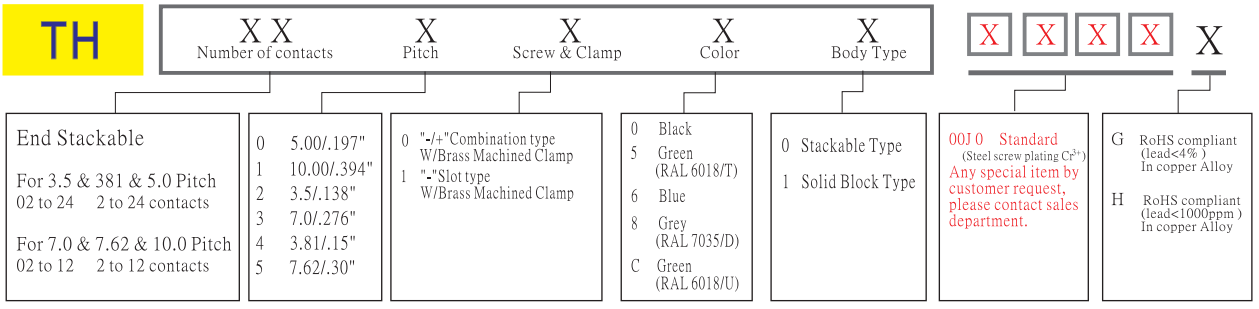


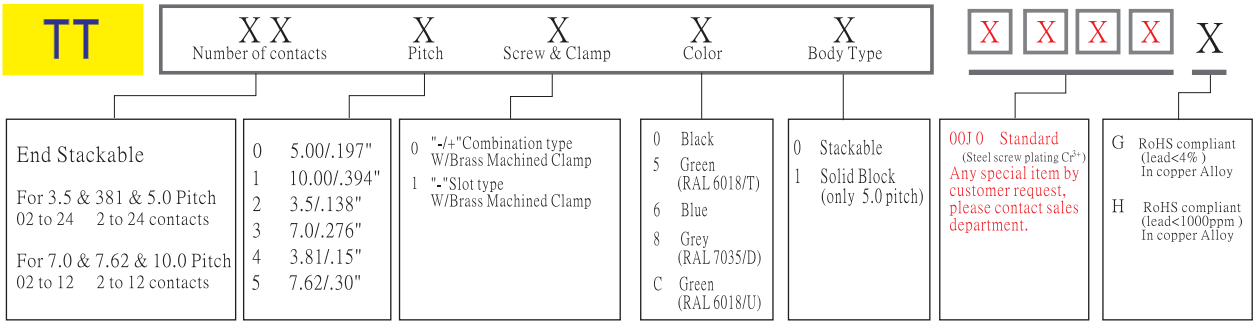

# SCREW PLUGGABLE SYSTEM

## EH



Pitch 3.5mm
Poles 2p/3p
EHxx216000J0G*
Number of poles

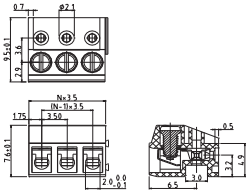

| Electrical: | cULus |
|---|---|
| Voltage rating: | 150V |
| Current rating: | 10A |
| Wire range: | |
| Solid wire(AWG): | 16-28 |
| Stranded wire(AWG): | 16-28 |
| Torque(Lb-In) : | 1.1 |
| Screw: | M2 |
| Wire strip length: | 5~6mm |
| Withstanding Voltage: | 1.3KV |
| Safety Approval: | cULus |

## TX



Pitch 5.0mm (Round hole)
Solid Block (TX/EX L=12.9mm)
Poles 2p~12p
TXxx010000J0G*
Number of poles

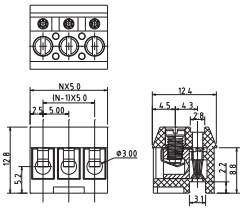

| Electrical: | cULus |
|---|---|
| Voltage rating: | 300V |
| Current rating: | 10A |
| Wire range: | |
| Solid wire(AWG): | 12-26 |
| Stranded wire(AWG): | 12-26 |
| Torque(Lb-In) : | 3.5 |
| Screw: | M3 |
| Wire strip length: | 6~7mm |
| Withstanding Voltage: | 1.6KV |
| Safety Approval: | cULus |

## TX



Pitch 5.0mm (Square hole)
Poles 2p~12p
TXxx030000J0G*
Number of poles

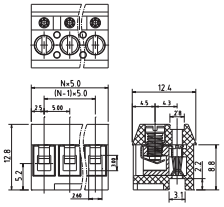

| Electrical: | cULus |
|---|---|
| Voltage rating: | 300V |
| Current rating: | 10A |
| Wire range: | |
| Solid wire(AWG): | 12-26 |
| Stranded wire(AWG): | 12-26 |
| Torque(Lb-In) : | 3.5 |
| Screw: | M3.0 |
| Wire strip length: | 7~8mm |
| Withstanding Voltage: | 1.6KV |
| Safety Approval: | cULus |

## PART NUMBERS

**EH**

| XX Number of contacts | X Pitch | X Screw & Clamp | X Color | 0 | XXXXX |
|---|---|---|---|---|---|

**Number of contacts**

End Stackable

For 3.5 Pitch
02 to 24 2 to 24 contacts

For 7.0 Pitch
02 to 12 2 to 12 contacts

**Pitch**

2 3.5/.138"
3 7.0/.276"

**Screw & Clamp**

0 "-/+"Combination type W/Brass Machined Clamp
1 "-"Slot type W/Brass Machined Clamp

**Color**

0 Black
5 Green (RAL 6018/T)
6 Blue
8 Grey (RAL 7035/D)
C Green (RAL 6018/U)

**XXXXX**

00J 0 Standard (Steel screw plating $Cr^{3+}$)
Any special item by customer request, please contact sales department.

**X**

G RoHS compliant (lead<4% ) In copper Alloy
H RoHS compliant (lead<1000ppm ) In copper Alloy

**TX**

| XX Number of contacts | X Pitch | X Screw & Clamp | X Color | 0 | XXXXX |
|---|---|---|---|---|---|

**Number of contacts**

Solid Block

For 5.0 Pitch
02 to 12 2 to 12 contacts

For 10.0 Pitch
02 to 06 2 to 06 contacts

**Pitch**

0 5.00/.197"
1 10.00/.394"

**Screw & Clamp**

0 "-/+"Combination type W/Brass Machined Clamp (round hole)
1 "-"Slot type W/Brass Machined Clamp (round hole)

**Color**

0 Black
5 Green (RAL 6018/T)
6 Blue
8 Grey (RAL 7035/D)
C Green (RAL 6018/U)

**XXXXX**

00J 0 Standard (Steel screw plating $Cr^{3+}$)
Any special item by customer request, please contact sales department.

**X**

G RoHS compliant (lead<4% ) In copper Alloy
H RoHS compliant (lead<1000ppm ) In copper Alloy

For more information,
please contact: Communications@fci.com
or visit us at www.fci.com/terminalblocks

**Disclaimer**
Please note that the above information is subject to change without notice.

# SCREW PLUGGABLE SYSTEM

**KR**



Pitch 5.0mm - without hook
Poles 2P~24P
KRxx010000J0G*
Number of poles

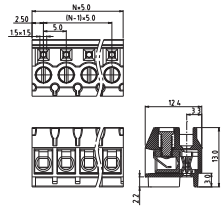

| Electrical: | cULus |
|---|---|
| Voltage rating: | 300V |
| Current rating: | 10A |
| Wire range: | |
| Solid wire(AWG): | 14-26 |
| Stranded wire(AWG): | 14-26 |
| Torque(Lb-In) : | 3.5 |
| Screw: | M2.6 |
| Wire strip length: | 7~8mm |
| Withstanding Voltage: | 1.6KV |
| Safety Approval: | cULus |

**KR**



Pitch 5.0mm - with hook
Poles 2P~24P
KRxx010100J0G*
Number of poles

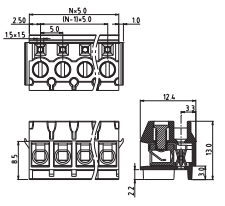

| Electrical: | cULus |
|---|---|
| Voltage rating: | 300V |
| Current rating: | 10A |
| Wire range: | |
| Solid wire(AWG): | 14-26 |
| Stranded wire(AWG): | 14-26 |
| Torque(Lb-In) : | 3.5 |
| Screw: | M2.6 |
| Wire strip length: | 7~8mm |
| Withstanding Voltage: | 1.6KV |
| Safety Approval: | cULus |

**TY**



Pitch 5.0mm
Solid Block
Poles 2p~24p
TYxx010000J0G*
Number of poles

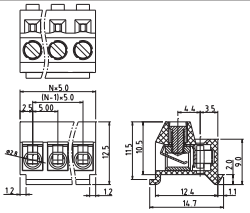

| Electrical: | cULus | TUV |
|---|---|---|
| Voltage rating: | 300V | 300V |
| Current rating: | 10A | 10A |
| Wire range: | 0.2 -2.5mm² | |
| Solid wire(AWG): | 14-26 | |
| Stranded wire(AWG): | 14-26 | |
| Torque: | 3.5Lb-In | 0.4N.m |
| Screw: | M2.6 | |
| Wire strip length: | 6~7mm | |
| Withstanding Voltage: | 1.6KV | 2.5KV |
| Safety Approval: | cULus | TÜV |

## PART NUMBERS

**KR**

| XX Number of contacts | X Pitch | X Screw & Clamp | X Color | X Body Type | X X X X | X |
|---|---|---|---|---|---|---|

**XX Number of contacts**

Solid Block

For 5.0 Pitch
02 to 24 2 to 24 contacts

For 10.0 Pitch
02 to 12 2 to 12 contacts

**X Pitch**

0 5.0/.197"
1 10.0/.394"

**X Screw & Clamp**

0 "-/+"Combination type W/Brass Machined Clamp
1 "-"Slot type W/Brass Machined Clamp

**X Color**

0 Black
5 Green (RAL 6018/T)
6 Blue
8 Grey (RAL 7035/D)
C Green (RAL 6018/U)

**X Body Type**

0 W/O Hook
1 With Hook

**X X X X**

00J 0 Standard
(Steel screw plating $Cr^{3+}$)
Any special item by customer request, please contact sales department.

**X**

G RoHS compliant (lead<4% ) In copper Alloy
H RoHS compliant (lead<1000ppm ) In copper Alloy

**TY**

| XX Number of contacts | X Pitch | X Screw & Clamp | X Color | X Male pin | X X X X | X |
|---|---|---|---|---|---|---|

**XX Number of contacts**

Solid Block

For 5.0 Pitch
02 to 24 2 to 24 contacts

For 10.0 Pitch
02 to 12 2 to 12 contacts

**X Pitch**

0 5.00/.197"
1 10.00/.394"

**X Screw & Clamp**

0 "-/+"Combination type W/Brass Machined Clamp
1 "-"Slot type W/Brass Machined Clamp

**X Color**

0 Black
5 Green (RAL 6018/T)
6 Blue
8 Grey (RAL 7035/D)
C Green (RAL 6018/U)

**X Male pin**

0 Two beam contact (with male Φ 1.0)
1 Six finger contact (with male Φ 1.0)
2 With flat jumper (Two beam contact)
3 With round jumper (Two beam contact)

**X X X X**

00J 0 Standard
(Steel screw plating $Cr^{3+}$)
Any special item by customer request, please contact sales department.

**X**

G RoHS compliant (lead<4% ) In copper Alloy
H RoHS compliant (lead<1000ppm ) In copper Alloy

# SCREW PLUGGABLE SYSTEM

## VG



Pitch 5.0mm
Solid Block
Poles 2p~24p
VGxx010000J0G*
Number of poles

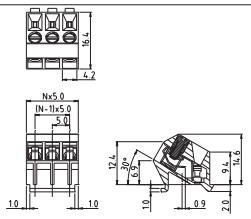

| Electrical: | cULus |
|---|---|
| Voltage rating: | 300V |
| Current rating: | 10A |
| Wire range: | |
| Solid wire(AWG): | 14-26 |
| Stranded wire(AWG): | 14-26 |
| Torque(Lb-In) : | 3.5 |
| Screw: | M2.6 |
| Wire strip length: | 6~7mm |
| Withstanding Voltage: | 1.6KV |
| Safety Approval: | cULus |

## EO



Pitch 5.0mm - Solid block
Poles 2p~12p
EO withTwo beam contact /EP□1.0mm
EOwithSix beam contact/EX L=16.0mm
EOxx010000J0G/EOxx010200J0G*
Number of poles

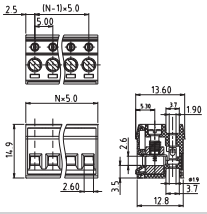

| Electrical: | cULus |
|---|---|
| Voltage rating: | 300V |
| Current rating: | 15A |
| Wire range: | |
| Solid wire(AWG): | 12-28 |
| Stranded wire(AWG): | 12-28 |
| Torque(Lb-In) : | 4.5 |
| Screw: | M3 |
| Wire strip length: | 5~6mm |
| Withstanding Voltage: | 1.6KV |
| Safety Approval: | cULus |

## EO



Pitch 5.0mm
High type
Poles 2p-24p
EOxx0102A0J0G*
Number of poles

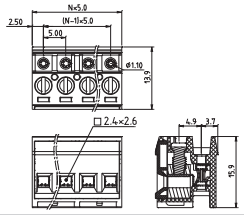

| Electrical: | cULus |
|---|---|
| Voltage rating: | 300V |
| Current rating: | 15A |
| Wire range: | |
| Solid wire(AWG): | 12-28 |
| Stranded wire(AWG): | 12-28 |
| Torque(Lb-In) : | 4.5 |
| Screw: | M3 |
| Wire strip length: | 5-6mm |
| Withstanding Voltage: | 1.6KV |
| Safety Approval: | cULus |

## EP



Pitch 5.0mm
Poles 2p~24p
(EO/EP□1.0mm)
EPxx000000J0G*
Number of poles

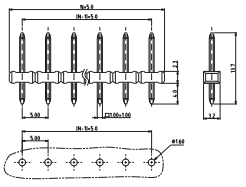

| Electrical: | cULus |
|---|---|
| Voltage rating: | 300V |
| Current rating: | 15A |
| Wire range: | |
| Solid wire(AWG): | |
| Stranded wire(AWG): | |
| Torque(Lb-In) : | |
| Screw: | |
| Wire strip length: | |
| Withstanding Voltage: | 1.6KV |
| Safety Approval: | cULus |

## EX



Pitch 5.0mm
(Match TX 5.0)
Poles 2p~24p
EXxx000000J0G*
Number of poles

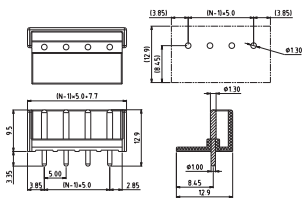

| Electrical: | cULus |
|---|---|
| Voltage rating: | 300V |
| Current rating: | 10A |
| Solid wire(AWG): | |
| Stranded wire(AWG): | |
| Torque(Lb-In) : | |
| Screw: | |
| Withstanding Voltage: | 1.6KV |
| Safety Approval: | cULus |

## EX



Pitch 5.0mm
(Match EO 5.0 High type)
Poles 2p~24p
EXxx0001A0J0G*
Number of poles

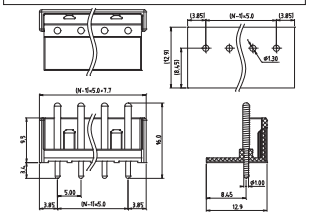

| Electrical: | cULus |
|---|---|
| Voltage rating: | 300V |
| Current rating: | 10A |
| Solid wire(AWG): | |
| Stranded wire(AWG): | |
| Torque(Lb-In) : | |
| Screw: | |
| Withstanding Voltage: | 1.6KV |
| Safety Approval: | cULus |

For more information,
please contact: Communications@fci.com
or visit us at www.fci.com/terminalblocks

**Disclaimer**
Please note that the above information is subject to change without notice.

# SCREW PLUGGABLE SYSTEM

## PART NUMBERS

### VG

| XX | X | X | X | 0 | X X X X | X |
|---|---|---|---|---|---|---|
| Number of contacts | Pitch | Screw & Clamp | Color | | | |

- **Number of contacts**: Solid Block — For 5.0 Pitch: 02 to 24 (2 to 24 contacts); For 10.0 Pitch: 02 to 12 (2 to 12 contacts)
- **Pitch**: 0 5.00/.197" | 1 10.00/.394"
- **Screw & Clamp**: 0 "-/+"Combination type W/Brass Machined Clamp | 1 "-"Slot type W/Brass Machined Clamp
- **Color**: 0 Black | 5 Green (RAL 6018/T) | 6 Blue | 8 Grey (RAL 7035/D) | C Green (RAL 6018/U)
- **X X X X**: 00J 0 Standard (Steel screw plating $Cr^{3+}$) Any special item by customer request, please contact sales department.
- **X**: G RoHS compliant (lead<4% ) In copper Alloy | H RoHS compliant (lead<1000ppm ) In copper Alloy

### EO

| XX | X | X | X | X | X X X X | X |
|---|---|---|---|---|---|---|
| Number of contacts | Pitch | Screw & Clamp | Color | Body Type | | |

- **Number of contacts**: Solid Block — For 5.0 Pitch: 02 to 12 (2 to 12 contacts); For 10.0 Pitch: 02 to 06 (2 to 6 contacts)
- **Pitch**: 0 5.0/.197" | 1 10.00/.394"
- **Screw & Clamp**: 0 "-/+"Combination type W/Brass Machined Clamp | 1 "-"Slot type W/Brass Machined Clamp
- **Color**: 0 Black | 5 Green (RAL 6018/T) | 6 Blue | 8 Grey (RAL 7035/D)
- **Body Type**: 0 Two beam contact (Hole Dim 1.9mm) (with EP □ 1.0mm) | 2 Six finger contact (Hole Dim 1.9mm) (with EXΦ 1.3mm L=16.0mm)
- **X X X X**: 00J 0 Standard; A0J 0 High type (Steel screw plating $Cr^{3+}$) Any special item by customer request, please contact sales department.
- **X**: G RoHS compliant (lead<4% ) In copper Alloy | H RoHS compliant (lead<1000ppm ) In copper Alloy

### EP

| XX | X | X | X | 0 | X X X X | X |
|---|---|---|---|---|---|---|
| Number of contacts | Pitch | Pin length | Pin plating | | | |

- **Number of contacts**: Solid Block — For 5.0 Pitch: 02 to 24 (2 to 24 contacts); For 10.0 Pitch: 02 to 12 (2 to 12 contacts)
- **Pitch**: 0 5.0/.197" | 1 10.00/.394"
- **Pin length**: 0 13.75mm pin(□1.0*1.0)
- **Pin plating**: 0 Tin plated
- **X X X X**: 00J 0 Standard (Steel screw plating $Cr^{3+}$) Any special item by customer request, please contact sales department.
- **X**: G RoHS compliant (lead<4% ) In copper Alloy | H RoHS compliant (lead<1000ppm ) In copper Alloy

### EX

| XX | X | X | X | X | X X X X | X |
|---|---|---|---|---|---|---|
| Number of contacts | Pitch | Pin plating | Color | Pin length | | |

- **Number of contacts**: Solid Block — For 5.0 Pitch: 02 to 24 (2 to 24 contacts); For 10.0 Pitch: 02 to 12 (2 to 12 contacts)
- **Pitch**: 0 5.00/.197" | 1 10.00/.394"
- **Pin plating**: 0 Tin plating | 1 G/F plating
- **Color**: 0 Black | 2 Red (RAL3001/D) | 5 Green (RAL6018/T) | 8 Grey (RAL7035/D)
- **Pin length**: 0 12.9mm pin (for Tx series) (UpΦ1.3, Down Φ 1.0) | 1 16.0mm pin (for Eo series) (UpΦ 1.3, Down Φ 1.0) | 2 16.0mm pin (for Eo series) (UpΦ 1.4, Down Φ 1.0)
- **X X X X**: 00J 0 Standard; A0J 0 Match EO High type. Any special item by customer request, please contact sales department.
- **X**: G RoHS compliant (lead<4% ) In copper Alloy | H RoHS compliant (lead<1000ppm ) In copper Alloy

# SCREW PLUGGABLE SYSTEM

## OP



Pitch 3.5mm
Poles 2p~24p
(EH/OPΦ1.0mm)
OPxx2B0100J0G*
Number of poles

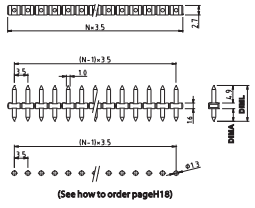

(See how to order pageH18)

| Electrical: | cULus |
|---|---|
| Voltage rating: | 150V |
| Current rating: | 10A |
| Wire range: | |
| Solid wire(AWG): | |
| Stranded wire(AWG): | |
| Torque(Lb-In) : | |
| Screw: | |
| Wire strip length: | |
| Withstanding Voltage: | 1.3KV |
| Safety Approval: | cULus |

## OP



Pitch 3.5mm
Poles 2p~24p
OPxx220000J0G*
Number of poles

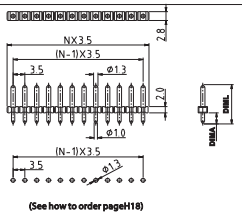

(See how to order pageH18)

| Electrical: | cULus |
|---|---|
| Voltage rating: | 300V |
| Current rating: | 10A |
| Wire range: | |
| Solid wire(AWG): | |
| Stranded wire(AWG): | |
| Torque(Lb-In) : | |
| Screw: | |
| Wire strip length: | |
| Withstanding Voltage: | 1.6KV |
| Safety Approval: | cULus |

## OP



Pitch 3.81mm
Poles 2p~24p
OPxx420000J0G*
Number of poles

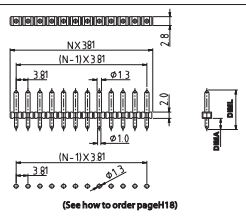

(See how to order pageH18)

| Electrical: | cULus |
|---|---|
| Voltage rating: | 300V |
| Current rating: | 10A |
| Wire range: | |
| Solid wire(AWG): | |
| Stranded wire(AWG): | |
| Torque(Lb-In) : | |
| Screw: | |
| Wire strip length: | |
| Withstanding Voltage: | 1.6KV |
| Safety Approval: | cULus |

## OP



Pitch 5.0mm
Poles 2p~24p
OPxx000000J0G*
Number of poles

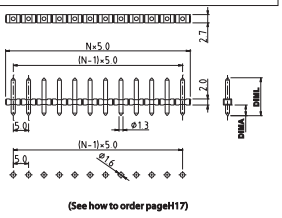

(See how to order pageH17)

| Electrical: | UL | VDE | TÜV |
|---|---|---|---|
| Voltage rating: | 300V | 300V | 300V |
| Current rating: | 15A | 12A | 15A |
| Wire range: | | | |
| Solid wire(AWG): | | | |
| Stranded wire(AWG): | | | |
| Torque : | | | |
| Screw: | | | |
| Wire strip length: | | | |
| Withstanding Voltage: | 1.6KV | 2.5KV | 2.5KV |
| Safety Approval: | | | |

## OP



Pitch 5.0mm - Bend PIN
Poles 2p~24p
OPxx0F0000J0G*
Number of poles

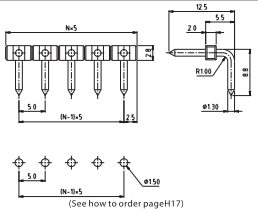

(See how to order pageH17)

| Electrical: | cULus |
|---|---|
| Voltage rating: | 300V |
| Current rating: | 10A |
| Wire range: | |
| Solid wire(AWG): | |
| Stranded wire(AWG): | |
| Torque(Lb-In) : | |
| Screw: | |
| Wire strip length: | |
| Withstanding Voltage: | 1.6KV |
| Safety Approval: | |

## OP



Pitch 8.0mm
Poles 2p~20p
OPxx630000J0G*
Number of poles

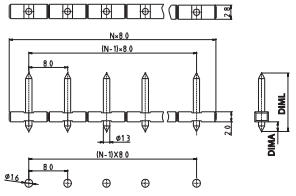

(See how to order pageH18)

| Electrical: | UL |
|---|---|
| Voltage rating: | 300V |
| Current rating: | 10A |
| Wire range: | |
| Solid wire(AWG): | |
| Stranded wire(AWG): | |
| Torque(Lb-In) : | |
| Screw: | |
| Wire strip length: | |
| Withstanding Voltage: | 1.6KV |
| Safety Approval: | |

## KG



Pitch 5.0 (with TH5.0 and TT 5.0)
Poles 2p-24p
KGxx008000J0G*
Number of poles

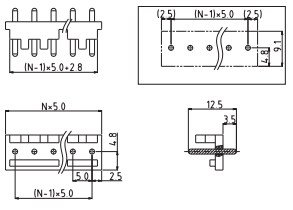

| Electrical: | cULus |
|---|---|
| Voltage rating: | 300V |
| Current rating: | 15A |
| Wire range: | |
| Solid wire(AWG): | |
| Stranded wire(AWG): | |
| Torque(Lb-In) : | |
| Screw: | |
| Wire strip length: | |
| Withstanding Voltage: | 1.6KV |
| Safety Approval: | ( )pending |

For more information,
please contact: Communications@fci.com
or visit us at www.fci.com/terminalblocks

**Disclaimer**
Please note that the above information is subject to change without notice.

# SCREW PLUGGABLE SYSTEM

## PART NUMBERS

**OP** — XX Number of contacts | X Pitch | X Pin length | X Pin plating | X Material of body | XXXXX

Solid Block

For 3.5 & 3.81 Pitch
02 to 24 2 to 24 contacts
For 8.0 Pitch
02 to 20 2 to 20 contacts
For 7.0 & 7.62 Pitch
02 to 12 2 to 12 contacts
For 16.0 Pitch
02 to 10 2 to 10 contacts

Pitch:
2 3.5/.138"
3 7.0/.276"
4 3.81/.15"
5 7.62/.30"
6 8.0/.315"
7 16.0/.63"

Pin length:
2 L=12.5mm(UpΦ1.3 DownΦ1.0) (DIMA=3.5)
B L=10.0mm(ΦI.0 ) (DIMA=3.5) (Only pitch:3.5 used for EH)
3 L=11.5mm(ΦI.3)(DIMA=1.9) (Only pitch:8.0)

Pin plating:
0 Tin
1 Gold plating 10u"
2 Gold flash

Material of body:
0 PA66
1 PA46

00J 0 Standard
Any special item by customer request, please contact sales department.

G RoHS compliant (lead<4% ) In copper Alloy

**OP** — XX Number of contacts | X Pitch | X Pin length | X Pin plating | X Material of body | XXXXX

Solid Block

For 5.0 Pitch
02 to 24 2 to 24 contacts

For 10.0 Pitch
02 to 12 2 to 12 contacts

Pitch:
0 5.00/.197"
1 10.00/.394"

Pin length:
0 L=12.5mm(ΦI.3) (DIMA=3.5)
1 L=13.0mm(UpΦ1.3 DownΦ1.0) (DIMA=4.3)
2 L=12.5mm(UpΦ1.3 DownΦ1.0) (DIMA=3.5)
3 L=11.5mm(ΦI.3) (DIMA=1.9)
4 L=14.2mm(ΦI.3) (DIMA=2.9)
5 L=17.5mm(ΦI.3) (DIMA=3.5)
6 L=20.0mm(ΦI.3) (DIMA=3.5)
7 L=18.0mm(UpΦ1.3 DownΦI.0) (DIMA=3.5)
8 L=16.2mm(UpΦ1.3 DownΦI.0 ) (DIMA=3.5)
9 L=16.5mm(ΦI.3 ) (DIMA=3.5)
A L= 21.0mm(Φ I.1 ) (DIMA=4.4)
C L= 12.7mm(Φ I.1 ) (DIMA=4.4)
D L= 16.3mm(Φ I.1 ) (DIMA=4.4)
F L=12.5*8.8mm Bend pin(ΦI.3)
J L= 13.0mm pin(ΦI.3) (DIMA=3.5)
H L= 25.5mm pin(ΦI.3) (DIMA=3.5)
G L= 17.9mm pin(ΦI.10) (DIMA=4.4)
K L= 12.0mm pin(UPΦ1.30 DownΦ1.0) (Round pin)
M L= 11.8mm pin(ΦI.1) (DIMA=4.0)

Pin plating:
0 Tin
1 Gold plating 10u"
2 Gold flash

Material of body:
0 PA66
1 PA46

00J 0 Standard
Any special item by customer request, please contact sales department.

G RoHS compliant (lead<4% ) In copper Alloy

**KG** — XX Number of contacts | 0 | 0 | X Color | 0 | XXXXX

Solid Block

For 5.0 Pitch
02 to 24 2 to 24 contacts

For 10.0 Pitch
02 to 12 2 to 12 contacts

Color:
0 Black
5 Green (RAL 6018/T)
6 Blue (RAL 5015/A)
8 Grey (RAL 7035/D)

00J 0 Standard
Any special item by customer request, please contact sales department.

G RoHS compliant (lead<4% ) In copper Alloy
H RoHS compliant (lead<1000ppm ) In copper Alloy

# SCREW PLUGGABLE SYSTEM

## E2



Pitch 3.5mm
Poles 2p~24p
E2xx113000J0G*
Number of poles

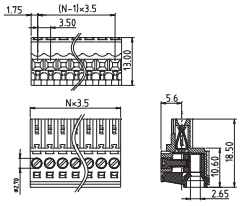

| Electrical: | cULus |
|---|---|
| Voltage rating: | 300V |
| Current rating: | 10A |
| Wire range: | |
| Solid wire(AWG): | 14-28 |
| Stranded wire(AWG): | 14-28 |
| Torque(Lb-In) : | 1.7 |
| Screw: | M2 |
| Wire strip length: | 6-7mm |
| Withstanding Voltage: | 1.6KV |
| Safety Approval: | cULus |

## VD



Pitch 3.81mm
Poles 2p~24p
VDxx315000J0G*
Number of poles

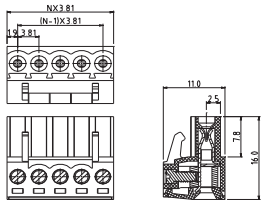

| Electrical: | cULus |
|---|---|
| Voltage rating: | 300V |
| Current rating: | 8A |
| Wire range: | |
| Solid wire(AWG): | 16-28 |
| Stranded wire(AWG): | 16-28 |
| Torque(Lb-In) : | 1.7 |
| Screw: | M2 |
| Wire strip length: | 6~7mm |
| Withstanding Voltage: | 1.6KV |
| Safety Approval: | cULus |

## VD



Pitch 3.81mm
Poles 2p~24p
With Flange
VDxx315200J0G*
Number of poles

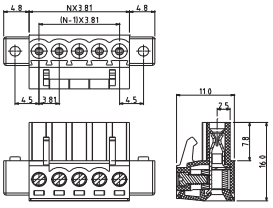

| Electrical: | cULus |
|---|---|
| Voltage rating: | 300V |
| Current rating: | 8A |
| Wire range: | |
| Solid wire(AWG): | 16-28 |
| Stranded wire(AWG): | 16-28 |
| Torque(Lb-In) : | 1.7 |
| Screw: | M2 |
| Wire strip length: | 6~7mm |
| Withstanding Voltage: | 1.6KV |
| Safety Approval: | cULus |

## PART NUMBERS

### E2

| XX Number of contacts | X Pitch | X Screw &Clamp | X Color | X Body Type | XXXXX | X |
|---|---|---|---|---|---|---|
| Solid Block<br>For 3.5 Pitch<br>02 to 24 2 to 24 contacts<br>For 7.0 Pitch<br>02 to 12 2 to 12 contacts | 1 3.5/.138"<br>2 7.0/.276" | 0 "-/+"Combination type W/Brass Machined Clamp<br>1 "-"Slot type W/Brass Machined Clamp | 0 Black<br>3 Orange<br>5 Green (RAL 6018/T)<br>6 Blue (RAL5015/A)<br>8 Grey (RAL 7035/D)<br>C Green (RAL 6018/U) | 0 W/O Flange | 00J0 Standard (Steel screw plating $Cr^{3+}$)<br>Any special item by customer request, please contact sales department. | G RoHS compliant (lead<4% ) In copper Alloy<br>H RoHS compliant (lead<1000ppm ) In copper Alloy |

### VD

| XX Number of contacts | X Pitch | X Screw&Clamp | X Color | X Body Type | XXXXX | X |
|---|---|---|---|---|---|---|
| Solid Block<br>For 3.81 Pitch<br>02 to 24 2 to 24 contacts<br>For 7.62 Pitch<br>02 to 12 2 to 12 contacts | 3 3.81/.15"<br>4 7.62/.30" | 0 "-/+"Combination type W/Brass Machined Clamp<br>1 "-"Slot type W/Brass Machined Clamp | 0 Black<br>5 Green (RAL 6018/T)<br>6 Blue<br>8 Grey (RAL 7035/D)<br>C Green (RAL 6018/U) | 0 W/O Flange<br>2 With Flange | 00J0 Standard (Steel screw plating $Cr^{3+}$)<br>Any special item by customer request, please contact sales department. | G RoHS compliant (lead<4% ) In copper Alloy<br>H RoHS compliant (lead<1000ppm ) In copper Alloy |

For more information,
please contact: Communications@fci.com
or visit us at www.fci.com/terminalblocks

**Disclaimer**
Please note that the above information is subject to change without notice.

# SCREW PLUGGABLE SYSTEM

## TJ



Pitch 3.5mm
Stackable
Poles 2p~24p
TJxx1115300J0G*
Number of poles

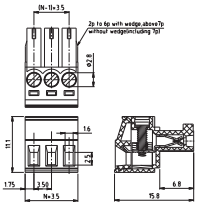

| Electrical: | cULus | VDE |
|---|---|---|
| Voltage rating: | 300V | 300V |
| Current rating: | 10A | 10.5A |
| Wire range: | | 1.5mm² |
| Solid wire(AWG): | 16-28 | |
| Stranded wire(AWG): | 16-28 | |
| Torque : | 3.0Lb-In. | 0.2N.m |

| | |
|---|---|
| Screw: | M2 |
| Wire strip length: | 6~7mm |
| Withstanding Voltage: | 1.6KV 2.5KV |
| Safety Approval: | cULus VDE |

## TJ



Pitch 3.5mm - With Flange
Poles 2p~24p
TJxx115200J0G*
Number of poles

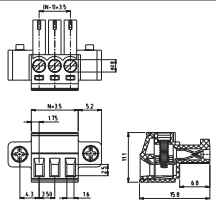

| Electrical: | cULus | VDE |
|---|---|---|
| Voltage rating: | 300V | 300V |
| Current rating: | 10A | 10.5A |
| Wire range: | | 1.5mm² |
| Solid wire(AWG): | 16-28 | |
| Stranded wire(AWG): | 16-28 | |
| Torque : | 3.0Lb-In. | 0.2N.m |

| | |
|---|---|
| Screw: | M2 |
| Wire strip length: | 6~7mm |
| Withstanding Voltage: | 1.6KV 2.5KV |
| Safety Approval: | cULus VDE |

## TJ



Pitch 3.81mm
Stackable
Poles 2p~24p
TJxx315300J0G*
Number of poles

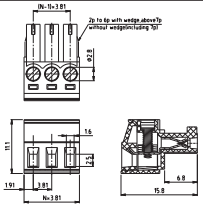

| Electrical: | cULus | VDE |
|---|---|---|
| Voltage rating: | 300V | 300V |
| Current rating: | 10A | 10.5A |
| Wire range: | | 1.5mm² |
| Solid wire(AWG): | 16-28 | |
| Stranded wire(AWG): | 16-28 | |
| Torque : | 3.0Lb-In | 0.2N.m |

| | |
|---|---|
| Screw: | M2 |
| Wire strip length: | 6~7mm |
| Withstanding Voltage: | 1.6KV 2.5KV |
| Safety Approval: | cULus VDE |

## TJ



Pitch 3.81mm - With Flange
Poles 2p~24p
TJxx315200J0G*
Number of poles

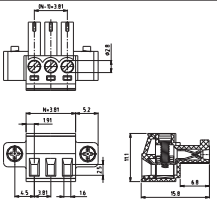

| Electrical: | cULus | VDE |
|---|---|---|
| Voltage rating: | 300V | 300V |
| Current rating: | 10A | 10.5A |
| Wire range: | | 1.5mm² |
| Solid wire(AWG): | 16-28 | |
| Stranded wire(AWG): | 16-28 | |
| Torque : | 3.0Lb-In. | 0.2N.m |

| | |
|---|---|
| Screw: | M2 |
| Wire strip length: | 6~7mm |
| Withstanding Voltage: | 1.6KV 2.5KV |
| Safety Approval: | cULus VDE |

## TJ



Pitch 3.5/3.81 mm
With Handle
Poles 2p~24p
TJxxx15400J0G*
Number of poles

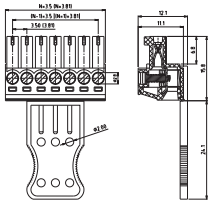

| Electrical: | cULus | VDE |
|---|---|---|
| Voltage rating: | 300V | 300V |
| Current rating: | 10A | 10.5A |
| Wire range: | | 1.5mm² |
| Solid wire(AWG): | 16-28 | |
| Stranded wire(AWG): | 16-28 | |
| Torque : | 3.0Lb-In | 0.2N.m |

| | |
|---|---|
| Screw: | M2 |
| Wire strip length: | 6~7mm |
| Withstanding Voltage: | 1.6KV 2.5KV |
| Safety Approval: | cULus VDE |

## TJ



Pitch 5.0/5.08 mm
With Handle
Poles 2p~24p
TJxxx15400J0G*
Number of poles

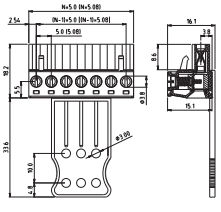

| Electrical: | cULus | VDE | TÜV |
|---|---|---|---|
| Voltage rating: | 300V | 300V | 300V |
| Current rating: | 20A | 20A | 20A |
| Wire range: | | 2.5mm²/0.34-2.5mm² | |
| Solid wire(AWG): | 12-24 | | |
| Stranded wire(AWG): | 12-24 | | |
| Torque : | 5Lb-In | 0.5N.m | 0.56N.m |

| | |
|---|---|
| Screw: | M3 |
| Wire strip length: | 7~8mm |
| Withstanding Voltage: | 1.6KV 2.5KV 2.5KV |
| Safety Approval: | cULus VDE TÜV |

## TJ



Pitch 5.0mm
Contact on down side
Poles 2p~24p
TJxx715000J0G*
Number of poles

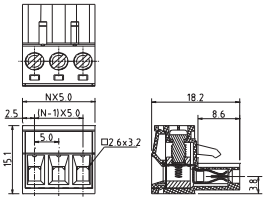


| Electrical: | cULus | VDE | TÜV |
|---|---|---|---|
| Voltage rating: | 300V | 300V | 300V |
| Current rating: | 20A | 20A | 20A |
| Wire range: | | 2.5mm²/0.34-2.5mm² | |
| Solid wire(AWG): | 12-24 | | |
| Stranded wire(AWG): | 12-24 | | |
| Torque : | 5Lb-In | 0.5N.m | 0.56N.m |

| | |
|---|---|
| Screw: | M3 |
| Wire strip length: | 7~8mm |
| Withstanding Voltage: | 1.6KV 2.5KV 2.5KV |
| Safety Approval: | cULus VDE TÜV |

## TJ



Pitch 5.0mm - With Flange
Contact on down side
Poles 2p~24p
TJxx715200J0G*
Number of poles

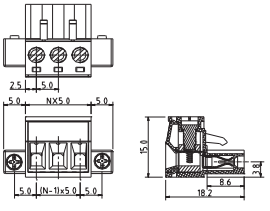


| Electrical: | cULus | VDE | TÜV |
|---|---|---|---|
| Voltage rating: | 300V | 300V | 300V |
| Current rating: | 20A | 20A | 20A |
| Wire range: | | 2.5mm²/0.34-2.5mm² | |
| Solid wire(AWG): | 12-24 | | |
| Stranded wire(AWG): | 12-24 | | |
| Torque : | 5Lb-In | 0.5N.m | 0.56N.m |

| | |
|---|---|
| Screw: | M3 |
| Wire strip length: | 7~8mm |
| Withstanding Voltage: | 1.6KV 2.5KV 2.5KV |
| Safety Approval: | cULus VDE TÜV |

# SCREW PLUGGABLE SYSTEM

## TJ



Pitch 5.0mm
Contact on up side
Poles 2p~24p
TJxx715600J0G*
Number of poles

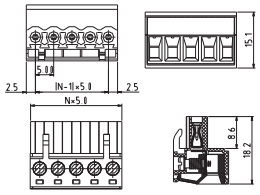

| Electrical: | cULus |
|---|---|
| Voltage rating: | 300V |
| Current rating: | 20A |
| Wire range: | |
| Solid wire(AWG): | 12-24 |
| Stranded wire(AWG): | 12-24 |
| Torque(Lb-In) : | 5 |
| Screw: | M3 |
| Wire strip length: | 7~8mm |
| Withstanding Voltage: | 1.6KV |
| Safety Approval: | cULus |

## TJ



Pitch 5.0mm - With Flange
Contact on up side
Poles 2p~24p
TJxx715700J0G*
Number of poles

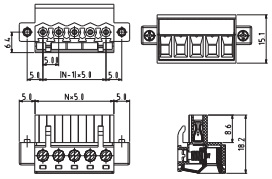

| Electrical: | cULus |
|---|---|
| Voltage rating: | 300V |
| Current rating: | 20A |
| Wire range: | |
| Solid wire(AWG): | 12-24 |
| Stranded wire(AWG): | 12-24 |
| Torque(Lb-In) : | 5 |
| Screw: | M3 |
| Wire strip length: | 7~8mm |
| Withstanding Voltage: | 1.6KV |
| Safety Approval: | cULus |

## TJ



Pitch 5.08mm
Contact on down side
Poles 2p~24p
TJxx515300J0G*
Number of poles

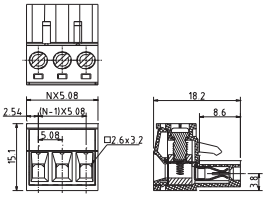

| Electrical: | cULus | VDE | TÜV |
|---|---|---|---|
| Voltage rating: | 300V | 300V | 300V |
| Current rating: | 20A | 20A | 20A |
| Wire range: | | 2.5mm²/0.34-2.5mm² | |
| Solid wire(AWG): | 12-24 | | |
| Stranded wire(AWG): | 12-24 | | |
| Torque : | 5Lb-In | 0.5N.m | 0.56N.m |
| Screw: | M3 | | |
| Wire strip length: | 7~8mm | | |
| Withstanding Voltage: | 1.6KV | 2.5KV | 2.5KV |
| Safety Approval: | cULus | VDE | TÜV |

## TJ



Pitch 5.08mm - With Flange
Contact on down side
Poles 2p~24p
TJxx515200J0G*
Number of poles

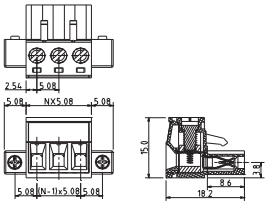

| Electrical: | cULus | VDE | TÜV |
|---|---|---|---|
| Voltage rating: | 300V | 300V | 300V |
| Current rating: | 20A | 20A | 20A |
| Wire range: | | 2.5mm²/0.34-2.5mm² | |
| Solid wire(AWG): | 12-24 | | |
| Stranded wire(AWG): | 12-24 | | |
| Torque : | 5Lb-In | 0.5N.m | 0.56N.m |
| Screw: | M3 | | |
| Wire strip length: | 7~8mm | | |
| Withstanding Voltage: | 1.6KV | 2.5KV | 2.5KV |
| Safety Approval: | cULus | VDE | TÜV |

## TJ



Pitch 5.08mm
Contact on up side
Poles 2p~24p
TJxx515600J0G*
Number of poles

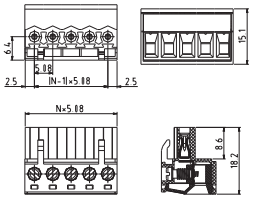

| Electrical: | cULus |
|---|---|
| Voltage rating: | 300V |
| Current rating: | 20A |
| Wire range: | |
| Solid wire(AWG): | 12-24 |
| Stranded wire(AWG): | 12-24 |
| Torque(Lb-In) : | 5 |
| Screw: | M3 |
| Wire strip length: | 7~8mm |
| Withstanding Voltage: | 1.6KV |
| Safety Approval: | cULus |

## TJ



Pitch 5.08mm - With Flange
Contact on up side
Poles 2p~24p
TJxx515700J0G*
Number of poles

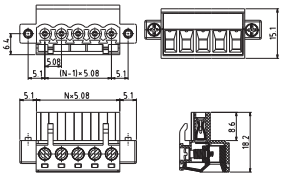

| Electrical: | cULus |
|---|---|
| Voltage rating: | 300V |
| Current rating: | 20A |
| Wire range: | |
| Solid wire(AWG): | 12-24 |
| Stranded wire(AWG): | 12-24 |
| Torque(Lb-In) : | 5 |
| Screw: | M3 |
| Wire strip length: | 7~8mm |
| Withstanding Voltage: | 1.6KV |
| Safety Approval: | |

## TJ



Pitch 7.5mm
Poles 2p~16p
TJxxA15000J0G*
Number of poles

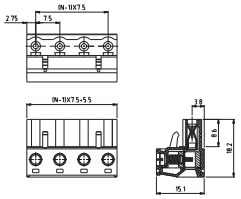

| Electrical: | cULus |
|---|---|
| Voltage rating: | 300V |
| Current rating: | 20A |
| Wire range: | |
| Solid wire(AWG): | 12-24 |
| Stranded wire(AWG): | 12-24 |
| Torque(Lb-In) : | 5 |
| Screw: | M3 |
| Wire strip length: | 7~8mm |
| Withstanding Voltage: | 1.6KV |
| Safety Approval: | cULus |

## TJ



Pitch 7.5mm - With Flange
Poles 2p~16p
TJxxA15200J0G*
Number of poles

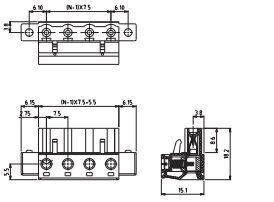

| Electrical: | cULus |
|---|---|
| Voltage rating: | 300V |
| Current rating: | 20A |
| Wire range: | |
| Solid wire(AWG): | 12-24 |
| Stranded wire(AWG): | 12-24 |
| Torque(Lb-In) : | 5 |
| Screw: | M3 |
| Wire strip length: | 7~8mm |
| Withstanding Voltage: | 1.6KV |
| Safety Approval: | cULus |

For more information,
please contact: Communications@fci.com
or visit us at www.fci.com/terminalblocks

**Disclaimer**
Please note that the above information is subject to change without notice.

# SCREW PLUGGABLE SYSTEM

**TJ**



Pitch 7.62mm
Poles 2p~16p
TJxx015000J0G*
Number of poles

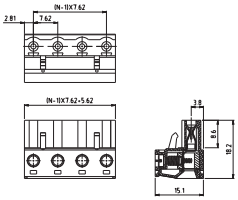

| Electrical: | cULus |
|---|---|
| Voltage rating: | 300V |
| Current rating: | 20A |
| Wire range: | |
| Solid wire(AWG): | 12-24 |
| Stranded wire(AWG): | 12-24 |
| Torque(Lb-In) : | 5 |
| Screw: | M3 |
| Wire strip length: | 7~8mm |
| Withstanding Voltage: | 1.6KV |
| Safety Approval: | cULus |

**TJ**



Pitch 7.62mm - With Flange
Poles 2p~16p
TJxx015200J0G*
Number of poles

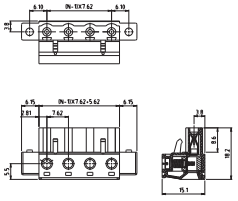

| Electrical: | cULus |
|---|---|
| Voltage rating: | 300V |
| Current rating: | 20A |
| Wire range: | |
| Solid wire(AWG): | 12-24 |
| Stranded wire(AWG): | 12-24 |
| Torque(Lb-In) : | 5 |
| Screw: | M3 |
| Wire strip length: | 7~8mm |
| Withstanding Voltage: | 1.6KV |
| Safety Approval: | cULus |

## PART NUMBERS

**TJ (3.5/3.81/5.08)**

| XX Number of contacts | X Pitch | X Screw &Clamp | X Color | X Body Type | XXXXX | X |
|---|---|---|---|---|---|---|
| Solid Block<br>02 to 24 2 to 24 contacts | 1 3.5/.138"<br>3 3.81/.15"<br>5 5.08/.20" | 0 "-/+"Combination type W/Brass Machined Clamp<br>1 "-"Slot type W/Brass Machined Clamp | 0 Black<br>5 Green (RAL 6018/T)<br>6 Blue (RAL 5015/A)<br>8 Grey (RAL 7035/D)<br>C Green (RAL 6018/U) | 2 With Flange<br>3 W/O Flange<br>4 W/O Flange (With Handle)<br>5 With Flange (With Handle)<br>6 W/O Flange (Contact on up side only 5.08)<br>7 With Flange (Contact on up side only 5.08) | 00J0 Standard (Steel screw plating $Cr^{3+}$)<br>Any special item by customer request, please contact sales department. | G RoHS compliant (lead<4% ) In copper Alloy<br>H RoHS compliant (lead<1000ppm ) In copper Alloy |

**TJ (5.0/7.5/7.62)**

| XX Number of contacts | X Pitch | X Screw & Clamp | X Color | X Body Type | XXXXX | X |
|---|---|---|---|---|---|---|
| Solid Block<br>For 5.0 Pitch<br>02 to 24 2 to 24 contacts<br>For 7.5 & 7.62 Pitch<br>02 to 16 2 to 16 contacts | 0 7.62/.30"<br>7 5.0/.197"<br>A 7.5/.295" | 0 "-/+"Combination type W/Brass Machined Clamp<br>1 "-"Slot type W/Brass Machined Clamp | 0 Black<br>5 Green (RAL 6018/T)<br>6 Blue<br>8 Grey (RAL 7035/D)<br>C Green (RAL 6018/U) | 0 W/O Flange<br>2 With Flange<br>4 W/O Flange (With handle only 5.0)<br>5 With Flange (With Handle only 5.0)<br>6 W/O Flange (Contact on up side only 5.0)<br>7 With Flange | 00J0 Standard (Steel screw plating $Cr^{3+}$)<br>Any special item by customer request, please contact sales department. | G RoHS compliant (lead<4% ) In copper Alloy<br>H RoHS compliant (lead<1000ppm ) In copper Alloy |

# SCREW PLUGGABLE SYSTEM

EZ



Pitch 5.0mm
Poles 2p~24p
EZxx715000J0G*
Number of poles

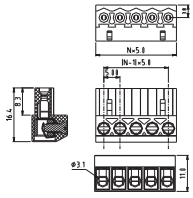

| Electrical: | cULus |
|---|---|
| Voltage rating: | 300V |
| Current rating: | 15A |
| Wire range: | |
| Solid wire(AWG): | 12-22 |
| Stranded wire(AWG): | 12-22 |
| Torque(Lb-In) : | 4.3 |
| Screw: | M3 |
| Wire strip length: | 7~8mm |
| Withstanding Voltage: | 1.6KV |
| Safety Approval: | cRUus |

EZ



Pitch 5.0mm - With Flange
Poles 2p~24p
EZxx715200J0G*
Number of poles

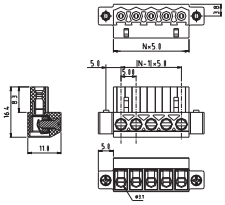

| Electrical: | cULus |
|---|---|
| Voltage rating: | 300V |
| Current rating: | 15A |
| Wire range: | |
| Solid wire(AWG): | 12-22 |
| Stranded wire(AWG): | 12-22 |
| Torque(Lb-In) : | 4.3 |
| Screw: | M3 |
| Wire strip length: | 7~8mm |
| Withstanding Voltage: | 1.6KV |
| Safety Approval: | cRUus |

EZ



Pitch 5.08mm
Poles 2p~24p
EZxx515000J0G*
Number of poles

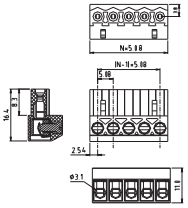

| Electrical: | cULus |
|---|---|
| Voltage rating: | 300V |
| Current rating: | 15A |
| Wire range: | |
| Solid wire(AWG): | 12-22 |
| Stranded wire(AWG): | 12-22 |
| Torque(Lb-In) : | 4.3 |
| Screw: | M3 |
| Wire strip length: | 7~8mm |
| Withstanding Voltage: | 1.6KV |
| Safety Approval: | cRUus |

EZ



Pitch 5.08mm - With Flange
Poles 2p~24p
EZxx515200J0G*
Number of poles

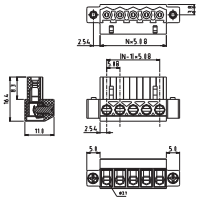

| Electrical: | cULus |
|---|---|
| Voltage rating: | 300V |
| Current rating: | 15A |
| Wire range: | |
| Solid wire(AWG): | 12-22 |
| Stranded wire(AWG): | 12-22 |
| Torque(Lb-In) : | 4.3 |
| Screw: | M3 |
| Wire strip length: | 7~8mm |
| Withstanding Voltage: | 1.6KV |
| Safety Approval: | cRUus |

## PART NUMBERS

EZ | XX Number of contacts | X Pitch | X Screw & Clamp | X Color | X Body Type | XXXXX | X

**Solid Block**

For 5.0 & 5.08 Pitch
02 to 24 2 to 24 contacts

For 10.0 & 10.16 Pitch
02 to 12 2 to 12 contacts

**Pitch**

| | |
|---|---|
| 7 | 5.0/.197" |
| 5 | 5.08/.20" |
| 8 | 10.0/.394" |
| 6 | 10.16/.40" |

**Screw & Clamp**

| | |
|---|---|
| 0 | "-/+"Combination type W/Brass Machined Clamp |
| 1 | "-"Slot type W/Brass Machined Clamp |

**Color**

| | |
|---|---|
| 0 | Black |
| 5 | Green (RAL 6018/T) |
| 6 | Blue |
| 8 | Grey (RAL 7035/D) |
| C | Green (RAL 6018/U) |

**Body Type**

| | |
|---|---|
| 0 | W/O Flange |
| 2 | With Flange |

**XXXXX**

00J0 Standard
(Steel screw plating $Cr^{3+}$)
Any special item by customer request, please contact sales department.

**X**

| | |
|---|---|
| G | RoHS compliant (lead<4% ) In copper Alloy |
| H | RoHS compliant (lead<1000ppm ) In copper Alloy |

For more information,
please contact: Communications@fci.com
or visit us at www.fci.com/terminalblocks

**Disclaimer**
Please note that the above information is subject to change without notice.

# SCREW PLUGGABLE SYSTEM

### VR



Pitch 5.08mm
Contact on down side
Poles 2p~24p
VRxx515000J0G*
Number of poles

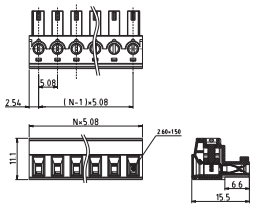

| Electrical: | cULus |
|---|---|
| Voltage rating: | 300V |
| Current rating: | 10A |
| Wire range: | |
| Solid wire(AWG): | 14-30 |
| Stranded wire(AWG): | 14-30 |
| Torque(Lb-In) : | 2 |
| Screw: | M2 |
| Wire strip length: | 7~8mm |
| Withstanding Voltage: | 1.6KV |
| Safety Approval: | cULus |

### VR



Pitch 5.08mm - With Flange
Contact on down side
Poles 2p~24p
VRxx515200J0G*
Number of poles

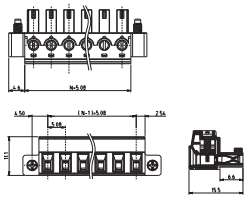

| Electrical: | cULus |
|---|---|
| Voltage rating: | 300V |
| Current rating: | 10A |
| Wire range: | |
| Solid wire(AWG): | 14-30 |
| Stranded wire(AWG): | 14-30 |
| Torque(Lb-In) : | 2 |
| Screw: | M2 |
| Wire strip length: | 7~8mm |
| Withstanding Voltage: | 1.6KV |
| Safety Approval: | cULus |

### VR



Pitch 5.08mm
Contact on up side
Poles 2p~24p
VRxx515100J0G*
Number of poles

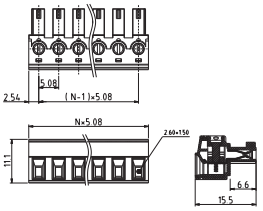

| Electrical: | cULus |
|---|---|
| Voltage rating: | 300V |
| Current rating: | 10A |
| Wire range: | |
| Solid wire(AWG): | 14-30 |
| Stranded wire(AWG): | 14-30 |
| Torque(Lb-In) : | 2 |
| Screw: | M2 |
| Wire strip length: | 7~8mm |
| Withstanding Voltage: | 1.6KV |
| Safety Approval: | cULus |

### VR



Pitch 5.08mm - WIth Flange
Contact on up side
Poles 2p~24p
VRxx515300J0G*
Number of poles

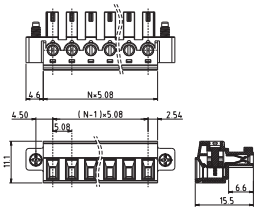

| Electrical: | cULus |
|---|---|
| Voltage rating: | 300V |
| Current rating: | 10A |
| Wire range: | |
| Solid wire(AWG): | 14-30 |
| Stranded wire(AWG): | 14-30 |
| Torque(Lb-In) : | 2 |
| Screw: | M2 |
| Wire strip length: | 7~8mm |
| Withstanding Voltage: | 1.6KV |
| Safety Approval: | cULus |

## PART NUMBERS

**VR** | XX Number of contacts | X Pitch | X Screw & Clamp | X Color | X Body Type | XXXXX | X

**Number of contacts**
Solid Block

For 5.08 Pitch
02 to 24 2 to 24 contacts

For 10.16 Pitch
02 to 12 2 to 12 contacts

**Pitch**
5 5.08/.20"
6 10.16/.40"

**Screw & Clamp**
0 "-/+"Combination type W/Brass Machined Clamp
1 "-"Slot type W/Brass Machined Clamp

**Color**
0 Black
5 Green (RAL 6018/T)
6 Blue
8 Grey (RAL 7035/D)
C Green (RAL 6018/U)

**Body Type**
0 W/O Flange (Contact on down side)
1 W/O Flange (Contact on up side)
2 With Flange (Contact on down side)
3 With Flange (Contact on up side)

**XXXXX**
00J 0 Standard (Steel screw plating $Cr^{6+}$)
Any special item by customer request, please contact sales department.

**X**
G RoHS compliant (lead<4% ) In copper Alloy
H RoHS compliant (lead<1000ppm ) In copper Alloy

# SCREW PLUGGABLE SYSTEM

VB



Pitch 7.62mm
Poles 2p~16p
VBxx015000J0G*
Number of poles

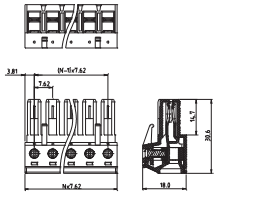

| Electrical: | cULus | IEC |
|---|---|---|
| Voltage rating: | 300V | 400V |
| Current rating: | 20A | 20A |
| Wire range: | | |
| Solid wire: | AWG10-30/0.2-4mm² | |
| Stranded wire: | AWG10-30/0.25-4mm² | |
| Torque : | 4.5Lb-In/0.5N.m | |

| | | |
|---|---|---|
| Screw: | M3 | |
| Wire strip length: | 7~8mm | |
| Withstanding Voltage: | 1.6KV | 6KV |
| Safety Approval: | | |

VB



Pitch 7.62mm - With Flange
Poles 2p~16p
VBxx015200J0G*
Number of poles

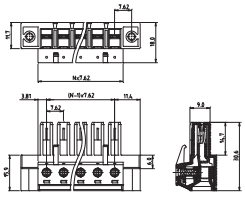

| Electrical: | cULus | IEC |
|---|---|---|
| Voltage rating: | 300V | 400V |
| Current rating: | 20A | 20A |
| Wire range: | | |
| Solid wire: | AWG10-30/0.2-4mm² | |
| Stranded wire: | AWG10-30/0.25-4mm² | |
| Torque : | 4.5Lb-In/0.5N.m | |

| | | |
|---|---|---|
| Screw: | M3 | |
| Wire strip length: | 7~8mm | |
| Withstanding Voltage: | 1.6KV | 6KV |
| Safety Approval: | | |

## PART NUMBERS

VB | XX Number of contacts | X Pitch | X Screw & Clamp | X Color | X Body type | XXXXX | X

**Solid Block**

For 7.62 Pitch
02 to 16 2 to 16 contacts

For 15.24 Pitch
02 to 08 2 to 8 contacts

- 0 7.62/.30"
- 1 15.24/.60"

- 0 "-/+"Combination type W/Brass Machined Clamp
- 1 "-"Slot type W/Brass Machined Clamp

- 0 Black
- 5 Green (RAL 6018/T)
- 6 Blue
- 8 Grey (RAL 7035/D)
- C Green (RAL 6018/U)

- 0 W/O Flange
- 2 With Flange

00J 0 Standard
(Steel screw plating $Cr^{3+}$)
Any special item by customer request, please contact sales department.

- G RoHS compliant (lead<4% ) In copper Alloy
- H RoHS compliant (lead<1000ppm ) In copper Alloy

For more information,
please contact: Communications@fci.com
or visit us at www.fci.com/terminalblocks

**Disclaimer**
Please note that the above information is subject to change without notice.

# SCREW PLUGGABLE SYSTEM

ET



Pitch 7.62mm
Poles 2p~16p
ETxx025000J0G*
Number of poles

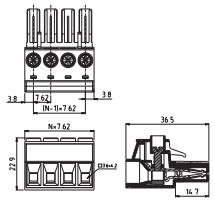

| Electrical: | cULus | TUV |
|---|---|---|
| Voltage rating: | 300V/600V | 800V |
| Current rating: | 32A/41A | 32A |
| Wire range: | | 0.2-6mm$^2$ |
| Solid wire: | AWG8-24 | |
| Stranded wire: | AWG8-24 | |
| Torque : | 7Lb-In | 0.8N.m |
| Screw: | M3.5 | |
| Wire strip length: | 10~11mm | |
| Withstanding Voltage: | 1.6KV | 6KV |
| Safety Approval: | cULus | TÜV |

ET



Pitch 7.62mm - With Flange
Poles 2p~16p
ETxx025200J0G*
Number of poles

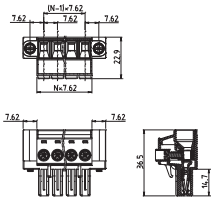

| Electrical: | cULus | TUV |
|---|---|---|
| Voltage rating: | 300V/600V | 800V |
| Current rating: | 32A/41A | 32A |
| Wire range: | | 0.2-6mm$^2$ |
| Solid wire: | AWG8-24 | |
| Stranded wire: | AWG8-24 | |
| Torque : | 7Lb-In | 0.8N.m |
| Screw: | M3.5 | |
| Wire strip length: | 10~11mm | |
| Withstanding Voltage: | 1.6KV | 6KV |
| Safety Approval: | cULus | TÜV |

ET



Pitch 7.62mm
With Flange (With Handle)
Poles 3p/4p
ETxx025300J0G*
Number of poles

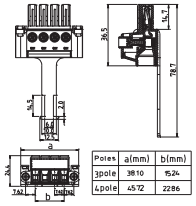

| Poles | a(mm) | b(mm) |
|---|---|---|
| 3pole | 38.10 | 15.24 |
| 4pole | 45.72 | 22.86 |

| Electrical: | cULus | TUV |
|---|---|---|
| Voltage rating: | 300V/600V | 800V |
| Current rating: | 32A/41A | 32A |
| Wire range: | | 0.2-6mm$^2$ |
| Solid wire: | AWG8-24 | |
| Stranded wire: | AWG8-24 | |
| Torque : | 7Lb-In | 0.8N.m |
| Screw: | M3.5 | |
| Wire strip length: | 10~11mm | |
| Withstanding Voltage: | 1.6KV | 6KV |
| Safety Approval: | cULus | TÜV |

## PART NUMBERS

ET | XX Number of contacts | X Pitch | X Screw & Clamp | X Color | X Body type | X X X X X

**Solid Block**

For 7.62 Pitch
02 to 16 2 to 16 contacts

For 15.24 Pitch
02 to 08 2 to 8 contacts

**Pitch**

0 7.62/.30"
1 15.24/.60"

**Screw & Clamp**

0 "-/+"Combination type W/Brass Machined Clamp
1 "-"Slot type W/Brass Machined Clamp
2 "*" Combination type W/Brass Machined Clamp

**Color**

0 Black
5 Green (RAL 6018/T)
6 Blue
8 Grey (RAL 7035/D)
C Green (RAL 6018/U)

**Body type**

Used for VC series
Two tails type (300V 32A)
0 W/O Flange
2 With Flange (W/O Handle)
3 With Flange & With Handle (only 3p & 4p)
Three tails type (300V 41A)
E W/O Flange
G With Flange (W/O Handle)

Used for KT series (600V 41A)
A W/O Flange
C With Flange (W/O Handle)
D With Flange & With Handle (only 3p&4p)

**X X X X**

00J 0 Standard
(Steel screw plating $Cr^{3+}$)
Any special item by customer request, please contact sales department.

**X**

G RoHS compliant (lead<4% ) In copper Alloy
H RoHS compliant (lead<1000ppm ) In copper Alloy

# SCREW PLUGGABLE SYSTEM

**EV**



Pitch 10.16mm
Poles 2p~12p
EVxx615000J0G*
Number of poles

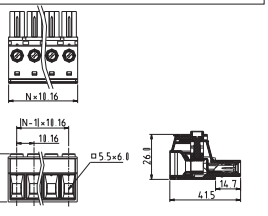

| Electrical: | cULus | IEC |
|---|---|---|
| Voltage rating: | 300V | 1000V |
| Current rating: | 55A | 76A |
| Wire range: | | 0.5-16mm² |
| Solid wire(AWG): | 6-20 | |
| Stranded wire(AWG): | 6-20 | |
| Torque : | 10.4Lb-In | 1.2N.m |
| Screw: | M4.5 | |
| Wire strip length: | 13~14mm | |
| Withstanding Voltage: | 1.6KV | 8KV |
| Safety Approval: | cULus | |

**EV**



Pitch 10.16mm - With Flange
Poles 2p~12p
EVxx615100J0G*
Number of poles

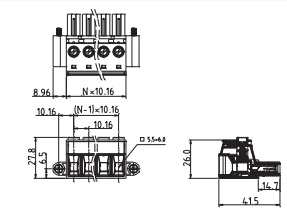

| Electrical: | cULus | IEC |
|---|---|---|
| Voltage rating: | 300V | 1000V |
| Current rating: | 55A | 76A |
| Wire range: | | 0.5-16mm² |
| Solid wire(AWG): | 6-20 | |
| Stranded wire(AWG): | 6-20 | |
| Torque : | 10.4Lb-In | 1.2N.m |
| Screw: | M4.5 | |
| Wire strip length: | 13~14mm | |
| Withstanding Voltage: | 1.6KV | 8KV |
| Safety Approval: | cULus | |

**EV**



Pitch 10.16mm
With Flange (With Handle)
Poles 3p/4p
EVxx615200J0G*
Number of poles

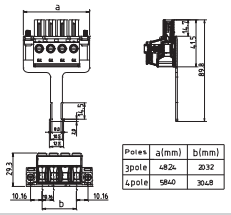

| Poles | a(mm) | b(mm) |
|---|---|---|
| 3pole | 48.24 | 20.32 |
| 4pole | 58.40 | 30.48 |

| Electrical: | cULus | IEC |
|---|---|---|
| Voltage rating: | 300V | 1000V |
| Current rating: | 55A | 76A |
| Wire range: | | 0.5-16mm² |
| Solid wire(AWG): | 20 | |
| Stranded wire(AWG): | 6-20 | |
| Torque : | 10.4Lb-In | 1.2N.m |
| Screw: | M4.5 | |
| Wire strip length: | 13~14mm | |
| Withstanding Voltage: | 1.6KV | 8KV |
| Safety Approval: | cULus | |

## PART NUMBERS

**EV** | XX Number of contacts | X Pitch | X Screw & Clamp | X Color | X Body type | X X X X X

**Solid Block**

For 10.16 Pitch
02 to 12 2 to 12 contacts

For 20.32 Pitch
02 to 06 2 to 6 contacts

| | |
|---|---|
| 6 | 10.16/.40" |
| 7 | 20.32/.80" |

| | |
|---|---|
| 0 | "-/+"Combination type W/Brass Machined Clamp |
| 1 | "-"Slot type W/Brass Machined Clamp |

| | |
|---|---|
| 0 | Black |
| 5 | Green (RAL 6018/T) |
| 6 | Blue |
| 8 | Grey (RAL 7035/D) |
| C | Green (RAL 6018/U) |

| | |
|---|---|
| 0 | W/O Flange |
| 1 | With Flange (W/O Handle) |
| 2 | With Flange (With Handle) (only 3p&4p) |

00J 0 Standard (Steel screw plating $Cr^{3+}$)
Any special item by customer request, please contact sales department.

| | |
|---|---|
| G | RoHS compliant (lead<4% ) In copper Alloy |
| H | RoHS compliant (lead<1000ppm ) In copper Alloy |

For more information,
please contact: Communications@fci.com
or visit us at www.fci.com/terminalblocks

**Disclaimer**
Please note that the above information is subject to change without notice.

# SCREW PLUGGABLE SYSTEM

## TS



Pitch 3.5mm
Hook on entry side
Poles 2p~24p
TSXX115A00J0G*
Number of poles

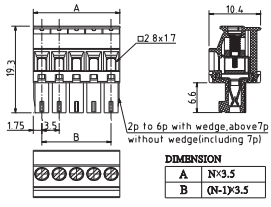


| Electrical: | cULus | VDE |
|---|---|---|
| Voltage rating: | 300V | 300V |
| Current rating: | 8A | 10A |
| Wire range: | | 1.5mm² |
| Solid wire(AWG): | 16-28 | |
| Stranded wire(AWG): | 16-28 | |
| Torque : | 1.7Lb-In | 0.2N.m |

| | |
|---|---|
| Screw: | M2 |
| Wire strip length: | 6~7mm |
| Withstanding Voltage: | 1.6KV 2.5KV |
| Safety Approval: | cULus VDE |

## TS



Pitch 3.5mm - With Flange
Hook on entry side
Poles 2p~24p
TSXX115C00J0G*
Number of poles

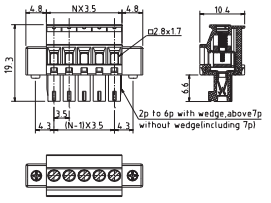


| Electrical: | cULus | VDE |
|---|---|---|
| Voltage rating: | 300V | 300V |
| Current rating: | 8A | 10A |
| Wire range: | | 1.5mm² |
| Solid wire(AWG): | 16-28 | |
| Stranded wire(AWG): | 16-28 | |
| Torque : | 1.7Lb-In | 0.2N.m |

| | |
|---|---|
| Screw: | M2 |
| Wire strip length: | 6~7mm |
| Withstanding Voltage: | 1.6KV 2.5KV |
| Safety Approval: | cULus VDE |

## TS



Pitch 3.5mm
Hook on back side
Poles 2p~24p
TSXX115B00J0G*
Number of poles

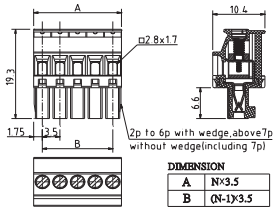


| Electrical: | cULus | VDE |
|---|---|---|
| Voltage rating: | 300V | 300V |
| Current rating: | 8A | 10A |
| Wire range: | | 1.5mm² |
| Solid wire(AWG): | 16-28 | |
| Stranded wire(AWG): | 16-28 | |
| Torque : | 1.7Lb-In | 0.2N.m |

| | |
|---|---|
| Screw: | M2 |
| Wire strip length: | 6~7mm |
| Withstanding Voltage: | 1.6KV 2.5KV |
| Safety Approval: | cULus VDE |

## TS



Pitch 3.5mm - With Flange
Hook on back side
Poles 2p~24p
TSXX115D00J0G
Number of poles

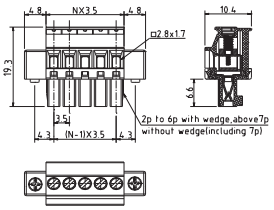


| Electrical: | cULus | VDE |
|---|---|---|
| Voltage rating: | 300V | 300V |
| Current rating: | 8A | 10A |
| Wire range: | | 1.5mm² |
| Solid wire(AWG): | 16-28 | |
| Stranded wire(AWG): | 16-28 | |
| Torque : | 1.7Lb-In | 0.2N.m |

| | |
|---|---|
| Screw: | M2 |
| Wire strip length: | 6~7mm |
| Withstanding Voltage: | 1.6KV 2.5KV |
| Safety Approval: | cULus VDE |

## TS



Pitch 3.81mm
Hook on entry side
Poles 2p~24p
TSXX315A00J0G*
Number of poles

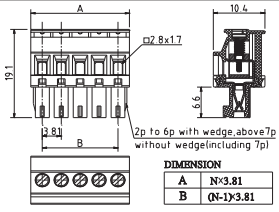


| Electrical: | cULus | VDE |
|---|---|---|
| Voltage rating: | 300V | 300V |
| Current rating: | 8A | 10A |
| Wire range: | | 1.5mm² |
| Solid wire(AWG): | 16-28 | |
| Stranded wire(AWG): | 16-28 | |
| Torque : | 1.7Lb-In | 0.2N.m |

| | |
|---|---|
| Screw: | M2 |
| Wire strip length: | 6~7mm |
| Withstanding Voltage: | 1.6KV 2.5KV |
| Safety Approval: | cULus VDE |

## TS



Pitch 3.81mm - With Flange
Hook on entry side
Poles 2p~24p
TSXX315C00J0G*
Number of poles

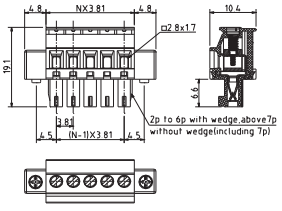


| Electrical: | cULus | VDE |
|---|---|---|
| Voltage rating: | 300V | 300V |
| Current rating: | 8A | 10A |
| Wire range: | | 1.5mm² |
| Solid wire(AWG): | 16-28 | |
| Stranded wire(AWG): | 16-28 | |
| Torque : | 1.7Lb-In | 0.2N.m |

| | |
|---|---|
| Screw: | M2 |
| Wire strip length: | 6~7mm |
| Withstanding Voltage: | 1.6KV 2.5KV |
| Safety Approval: | cULus VDE |

## TS



Pitch 3.81mm
Hook on back side
Poles 2p~24p
TSXX315B00J0G*
Number of poles

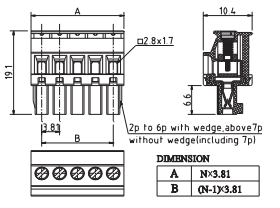


| Electrical: | cULus | VDE |
|---|---|---|
| Voltage rating: | 300V | 300V |
| Current rating: | 8A | 10A |
| Wire range: | | |
| Solid wire(AWG): | 16-28 | |
| Stranded wire(AWG): | 16-28 | |
| Torque : | 1.7Lb-In | 0.2N.m |

| | |
|---|---|
| Screw: | M2 |
| Wire strip length: | 6~7mm |
| Withstanding Voltage: | 1.6KV 2.5KV |
| Safety Approval: | cULus VDE |

## TS



Pitch 3.81mm - With Flange
Hook on back side
Poles 2p~24p
TSXX315D00J0G*
Number of poles

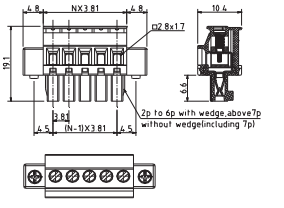


| Electrical: | cULus | VDE |
|---|---|---|
| Voltage rating: | 300V | 300V |
| Current rating: | 8A | 10A |
| Wire range: | | |
| Solid wire(AWG): | 16-28 | |
| Stranded wire(AWG): | 16-28 | |
| Torque : | 1.7Lb-In | 0.2N.m |

| | |
|---|---|
| Screw: | M2 |
| Wire strip length: | 6~7mm |
| Withstanding Voltage: | 1.6KV 2.5KV |
| Safety Approval: | cULus VDE |

# SCREW PLUGGABLE SYSTEM

## TS



Pitch 5.0mm
Hook on entry side
Poles 2p~24p
TSxx715A00J0G*
Number of poles

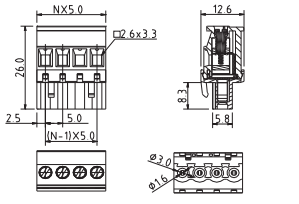


| Electrical: | cULus | VDE | TÜV |
|---|---|---|---|
| Voltage rating: | 300V | 300V | 300V |
| Current rating: | 20A | 20A | 20A |
| Wire range: | | 2.5mm²/0.34-2.5mm² | |
| Solid wire(AWG): | 12-24 | | |
| Stranded wire(AWG): | 12-24 | | |
| Torque : | 5Lb-In | 0.5N.m | 0.56N.m |

| | | | |
|---|---|---|---|
| Screw: | | M3 | |
| Wire strip length: | | 7~8mm | |
| Withstanding Voltage: | 1.6KV | 2.5KV | 2.5KV |
| Safety Approval: | | | |

## TS



Pitch 5.0mm - With Flange
Hook on entry side
Poles 2p~24p
TSxx715C00J0G*
Number of poles

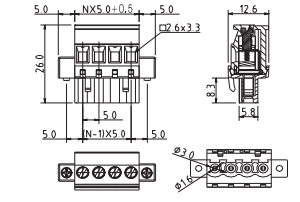


| Electrical: | cULus | VDE | TÜV |
|---|---|---|---|
| Voltage rating: | 300V | 300V | 300V |
| Current rating: | 20A | 20A | 20A |
| Wire range: | | 2.5mm²/0.34-2.5mm² | |
| Solid wire(AWG): | 12-24 | | |
| Stranded wire(AWG): | 12-24 | | |
| Torque : | 5Lb-In | 0.5N.m | 0.56N.m |

| | | | |
|---|---|---|---|
| Screw: | | M3 | |
| Wire strip length: | | 7~8mm | |
| Withstanding Voltage: | 1.6KV | 2.5KV | 2.5KV |
| Safety Approval: | | | |

## TS



Pitch 5.0mm
Hook on back side
Poles 2p~24p
TSxx715B00J0G*
Number of poles

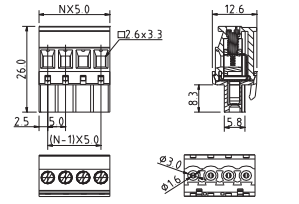


| Electrical: | cULus | VDE | TÜV |
|---|---|---|---|
| Voltage rating: | 300V | 300V | 300V |
| Current rating: | 20A | 20A | 20A |
| Wire range: | | 2.5mm²/0.34-2.5mm² | |
| Solid wire(AWG): | 12-24 | | |
| Stranded wire(AWG): | 12-24 | | |
| Torque : | 5Lb-In | 0.5N.m | 0.56N.m |

| | | | |
|---|---|---|---|
| Screw: | | M3 | |
| Wire strip length: | | 7~8mm | |
| Withstanding Voltage: | 1.6KV | 2.5KV | 2.5KV |
| Safety Approval: | | | |

## TS



Pitch 5.0mm - With Flange
Hook on back side
Poles 2p~24p
TSxx715D00J0G*
Number of poles

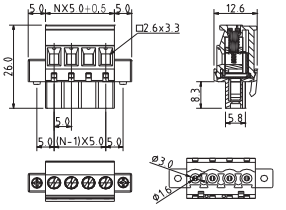


| Electrical: | cULus | VDE | TÜV |
|---|---|---|---|
| Voltage rating: | 300V | 300V | 300V |
| Current rating: | 20A | 20A | 20A |
| Wire range: | | 2.5mm²/0.34-2.5mm² | |
| Solid wire(AWG): | 12-24 | | |
| Stranded wire(AWG): | 12-24 | | |
| Torque : | 5Lb-In | 0.5N.m | 0.56N.m |

| | | | |
|---|---|---|---|
| Screw: | | M3 | |
| Wire strip length: | | 7~8mm | |
| Withstanding Voltage: | 1.6KV | 2.5KV | 2.5KV |
| Safety Approval: | | | |

## TS



Pitch 5.08mm
Hook on entry side
Poles 2p~24p
TSxx515A00J0G*
Number of poles

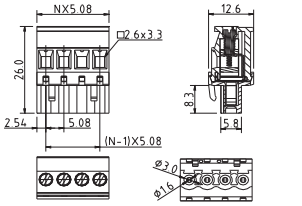


| Electrical: | cULus | VDE | TÜV |
|---|---|---|---|
| Voltage rating: | 300V | 300V | 300V |
| Current rating: | 20A | 20A | 20A |
| Wire range: | | 2.5mm²/0.34-2.5mm² | |
| Solid wire(AWG): | 12-24 | | |
| Stranded wire(AWG): | 12-24 | | |
| Torque : | 5Lb-In | 0.5N.m | 0.56N.m |

| | | | |
|---|---|---|---|
| Screw: | | M3 | |
| Wire strip length: | | 7~8mm | |
| Withstanding Voltage: | 1.6KV | 2.5KV | 2.5KV |
| Safety Approval: | | | |

## TS



Pitch 5.08mm - With Flange
Hook on entry side
Poles 2p~24p
TSxx515C00J0G*
Number of poles

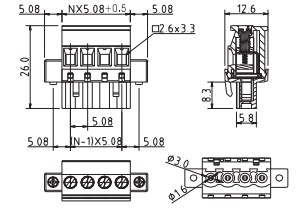


| Electrical: | cULus | VDE | TÜV |
|---|---|---|---|
| Voltage rating: | 300V | 300V | 300V |
| Current rating: | 20A | 20A | 20A |
| Wire range: | | 2.5mm²/0.34-2.5mm² | |
| Solid wire(AWG): | 12-24 | | |
| Stranded wire(AWG): | 12-24 | | |
| Torque : | 5Lb-In | 0.5N.m | 0.56N.m |

| | | | |
|---|---|---|---|
| Screw: | | M3 | |
| Wire strip length: | | 7~8mm | |
| Withstanding Voltage: | 1.6KV | 2.5KV | 2.5KV |
| Safety Approval: | | | |

## TS



Pitch 5.08mm
Hook on back side
Poles 2p~24p
TSxx515B00J0G*
Number of poles

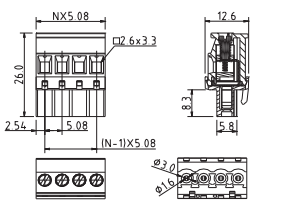


| Electrical: | cULus | VDE | TÜV |
|---|---|---|---|
| Voltage rating: | 300V | 300V | 300V |
| Current rating: | 20A | 20A | 20A |
| Wire range: | | 2.5mm²/0.34-2.5mm² | |
| Solid wire(AWG): | 12-24 | | |
| Stranded wire(AWG): | 12-24 | | |
| Torque : | 5Lb-In | 0.5N.m | 0.56N.m |

| | | | |
|---|---|---|---|
| Screw: | | M3 | |
| Wire strip length: | | 7~8mm | |
| Withstanding Voltage: | 1.6KV | 2.5KV | 2.5KV |
| Safety Approval: | | | |

## TS



Pitch 5.08mm - With Flange
Hook on back side
Poles 2p~24p
TSxx515D00J0G*
Number of poles

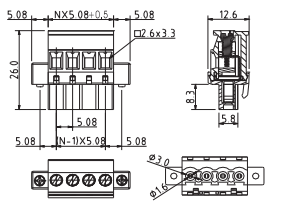


| Electrical: | cULus | VDE | TÜV |
|---|---|---|---|
| Voltage rating: | 300V | 300V | 300V |
| Current rating: | 20A | 20A | 20A |
| Wire range: | | 2.5mm²/0.34-2.5mm² | |
| Solid wire(AWG): | 12-24 | | |
| Stranded wire(AWG): | 12-24 | | |
| Torque : | 5Lb-In | 0.5N.m | 0.56N.m |

| | | | |
|---|---|---|---|
| Screw: | | M3 | |
| Wire strip length: | | 7~8mm | |
| Withstanding Voltage: | 1.6KV | 2.5KV | 2.5KV |
| Safety Approval: | | | |

For more information,
please contact: Communications@fci.com
or visit us at www.fci.com/terminalblocks

**Disclaimer**
Please note that the above information is subject to change without notice.

# SCREW PLUGGABLE SYSTEM

**TS**



Pitch 7.5mm
Hook on entry side
Poles 2p~16p
TSxxA15A00J0G*
Number of poles

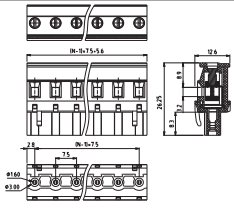

| Electrical: | cULus | TÜV |
|---|---|---|
| Voltage rating: | 300V | 750V |
| Current rating: | 15A | 15A |
| Wire range: | | 0.2-2.5mm² |
| Solid wire(AWG): | 12-24 | |
| Stranded wire(AWG): | 12-24 | |
| Torque(Lb-In) : | 3.5 Lb-In | 0.4N.m |

| Screw: | M3 | |
|---|---|---|
| Wire strip length: | 6~7mm | |
| Withstanding Voltage: | 1.6KV | 6.0KV |
| Safety Approval: | cULus | TÜV |

**TS**



Pitch 7.5mm - With Flange
Hook on entry side
Poles 2p~16p
TSxxA15C00J0G*
Number of poles

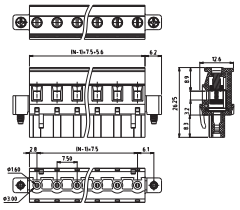

| Electrical: | cULus | TÜV |
|---|---|---|
| Voltage rating: | 300V | 750V |
| Current rating: | 15A | 15A |
| Wire range: | | 0.2-2.5mm² |
| Solid wire(AWG): | 12-24 | |
| Stranded wire(AWG): | 12-24 | |
| Torque(Lb-In) : | 3.5 Lb-In | 0.4N.m |

| Screw: | M3 | |
|---|---|---|
| Wire strip length: | 6~7mm | |
| Withstanding Voltage: | 1.6KV | 6.0KV |
| Safety Approval: | cULus | TÜV |

**TS**



Pitch 7.5mm
Hook on back side
Poles 2p~16p
TSxxA15B00J0G*
Number of poles

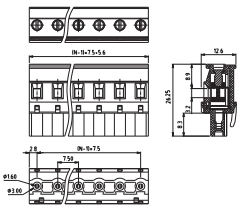

| Electrical: | cULus | TÜV |
|---|---|---|
| Voltage rating: | 300V | 750V |
| Current rating: | 15A | 15A |
| Wire range: | | 0.2-2.5mm² |
| Solid wire(AWG): | 12-24 | |
| Stranded wire(AWG): | 12-24 | |
| Torque(Lb-In) : | 3.5 Lb-In | 0.4N.m |

| Screw: | M3 | |
|---|---|---|
| Wire strip length: | 6~7mm | |
| Withstanding Voltage: | 1.6KV | 6.0KV |
| Safety Approval: | cULus | TÜV |

**TS**



Pitch 7.5mm - With Flange
Hook on back side
Poles 2p~16p
TSxxA15D00J0G*
Number of poles

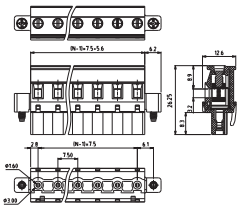

| Electrical: | cULus | TÜV |
|---|---|---|
| Voltage rating: | 300V | 750V |
| Current rating: | 15A | 15A |
| Wire range: | | 0.2-2.5mm² |
| Solid wire(AWG): | 12-24 | |
| Stranded wire(AWG): | 12-24 | |
| Torque(Lb-In) : | 3.5 Lb-In | 0.4N.m |

| Screw: | M3 | |
|---|---|---|
| Wire strip length: | 6~7mm | |
| Withstanding Voltage: | 1.6KV | 6.0KV |
| Safety Approval: | cULus | TÜV |

**TS**



Pitch 7.62mm
Hook on entry side
Poles 2p~16p
TSxx015A00J0G*
Number of poles

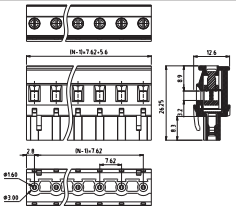

| Electrical: | cULus | TÜV |
|---|---|---|
| Voltage rating: | 300V | 750V |
| Current rating: | 15A | 15A |
| Wire range: | | 0.2-2.5mm² |
| Solid wire(AWG): | 12-24 | |
| Stranded wire(AWG): | 12-24 | |
| Torque(Lb-In) : | 3.5 Lb-In | 0.4N.m |

| Screw: | M3 | |
|---|---|---|
| Wire strip length: | 6~7mm | |
| Withstanding Voltage: | 1.6KV | 6.0KV |
| Safety Approval: | cULus | TÜV |

**TS**



Pitch 7.62mm - With Flange
Hook on entry side
Poles 2p~16p
TSxx015C00J0G*
Number of poles

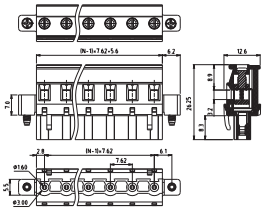

| Electrical: | cULus | TÜV |
|---|---|---|
| Voltage rating: | 300V | 750V |
| Current rating: | 15A | 15A |
| Wire range: | | 0.2-2.5mm² |
| Solid wire(AWG): | 12-24 | |
| Stranded wire(AWG): | 12-24 | |
| Torque(Lb-In) : | 3.5 Lb-In | 0.4N.m |

| Screw: | M3 | |
|---|---|---|
| Wire strip length: | 6~7mm | |
| Withstanding Voltage: | 1.6KV | 6.0KV |
| Safety Approval: | cULus | TÜV |

**TS**



Pitch 7.62mm
Hook on back side
Poles 2p~16p
TSxx015B00J0G*
Number of poles

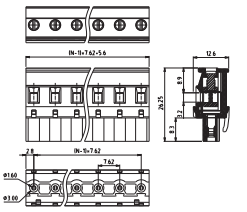

| Electrical: | cULus | TÜV |
|---|---|---|
| Voltage rating: | 300V | 750V |
| Current rating: | 15A | 15A |
| Wire range: | | 0.2-2.5mm² |
| Solid wire(AWG): | 12-24 | |
| Stranded wire(AWG): | 12-24 | |
| Torque(Lb-In) : | 3.5 Lb-In | 0.4N.m |

| Screw: | M3 | |
|---|---|---|
| Wire strip length: | 6~7mm | |
| Withstanding Voltage: | 1.6KV | 6.0KV |
| Safety Approval: | cULus | TÜV |

**TS**



Pitch 7.62mm - With Flange
Hook on back side
Poles 2p~16p
TSxx015D00J0G*
Number of poles

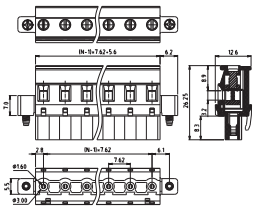

| Electrical: | cULus | TÜV |
|---|---|---|
| Voltage rating: | 300V | 750V |
| Current rating: | 15A | 15A |
| Wire range: | | 0.2-2.5mm² |
| Solid wire(AWG): | 12-24 | |
| Stranded wire(AWG): | 12-24 | |
| Torque(Lb-In) : | 3.5 Lb-In | 0.4N.m |

| Screw: | M3 | |
|---|---|---|
| Wire strip length: | 6~7mm | |
| Withstanding Voltage: | 1.6KV | 6.0KV |
| Safety Approval: | cULus | TÜV |

# SCREW PLUGGABLE SYSTEM

## PART NUMBERS

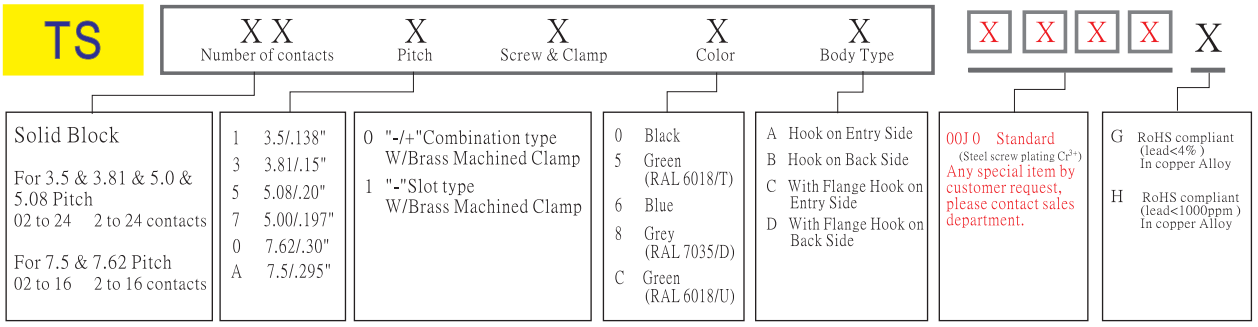


For more information,
please contact: Communications@fci.com
or visit us at www.fci.com/terminalblocks

**Disclaimer**
Please note that the above information is subject to change without notice.

# SCREW PLUGGABLE SYSTEM

## VM



Pitch 3.5mm
Poles 2p~24p
VMxx155000J0G*
Number of poles

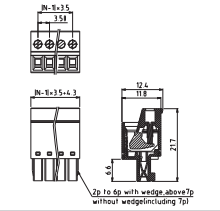

| Electrical: | cULus |
|---|---|
| Voltage rating: | 300V |
| Current rating: | 10A |
| Wire range: | |
| Solid wire(AWG): | 16-28 |
| Stranded wire(AWG): | 16-28 |
| Torque(Lb-In) : | 1.7 |
| Screw: | M2 |
| Wire strip length: | 6~7mm |
| Withstanding Voltage: | 1.6KV |
| Safety Approval: | cULus |

## VM



Pitch 3.5mm - With Flange
Poles 2p~24p
VMxx155200J0G*
Number of poles

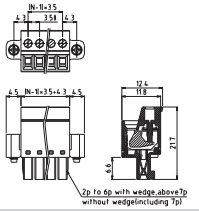

| Electrical: | cULus |
|---|---|
| Voltage rating: | 300V |
| Current rating: | 10A |
| Wire range: | |
| Solid wire(AWG): | 16-28 |
| Stranded wire(AWG): | 16-28 |
| Torque(Lb-In) : | 1.7 |
| Screw: | M2 |
| Wire strip length: | 6~7mm |
| Withstanding Voltage: | 1.6KV |
| Safety Approval: | cULus |

## VM



Pitch 3.81mm
Poles 2p~24p
VMxx355000J0G*
Number of poles

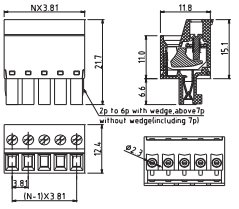

| Electrical: | cULus |
|---|---|
| Voltage rating: | 300V |
| Current rating: | 10A |
| Wire range: | |
| Solid wire(AWG): | 16-28 |
| Stranded wire(AWG): | 16-28 |
| Torque(Lb-In) : | 1.7 |
| Screw: | M2 |
| Wire strip length: | 6~7mm |
| Withstanding Voltage: | 1.6KV |
| Safety Approval: | cULus |

## VM



Pitch 3.81mm - With Flange
Poles 2p~24p
VMxx355200J0G*
Number of poles

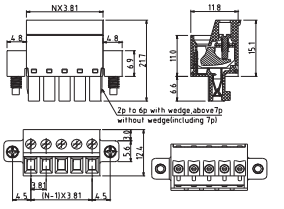

| Electrical: | cULus |
|---|---|
| Voltage rating: | 300V |
| Current rating: | 10A |
| Wire range: | |
| Solid wire(AWG): | 16-28 |
| Stranded wire(AWG): | 16-28 |
| Torque(Lb-In) : | 1.7 |
| Screw: | M2 |
| Wire strip length: | 6~7mm |
| Withstanding Voltage: | 1.6KV |
| Safety Approval: | cULus |

## VM



Pitch 5.0mm
Poles 2p~24p
VMxx755000J0G*
Number of poles

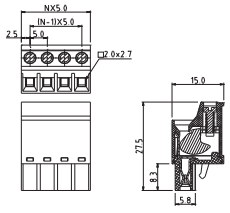

| Electrical: | cULus | TÜV |
|---|---|---|
| Voltage rating: | 300V | 300V |
| Current rating: | 20A | 20A |
| Wire range: | 0.34-2.5mm² | |
| Solid wire(AWG): | 12-22 | |
| Stranded wire(AWG): | 12-22 | |
| Torque : | 3.5Lb-In | 0.4N.m |
| Screw: | M2.5 | |
| Wire strip length: | 6~7mm | |
| Withstanding Voltage: | 1.6KV | 2.5KV |
| Safety Approval: | cULus | TÜV |

## VM



Pitch 5.0mm - With Flange
Poles 2p~24p
VMxx755200J0G*
Number of poles

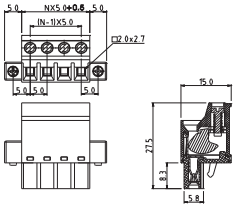

| Electrical: | cULus | TÜV |
|---|---|---|
| Voltage rating: | 300V | 300V |
| Current rating: | 20A | 20A |
| Wire range: | 0.34-2.5mm² | |
| Solid wire(AWG): | 12-22 | |
| Stranded wire(AWG): | 12-22 | |
| Torque : | 3.5Lb-In | 0.4N.m |
| Screw: | M2.5 | |
| Wire strip length: | 6~7mm | |
| Withstanding Voltage: | 1.6KV | 2.5KV |
| Safety Approval: | cULus | TÜV |

## VM



Pitch 5.08mm
Poles 2p~24p
VMxx555000J0G*
Number of poles

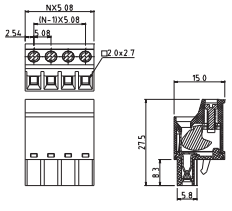

| Electrical: | cULus | TÜV |
|---|---|---|
| Voltage rating: | 300V | 300V |
| Current rating: | 20A | 20A |
| Wire range: | 0.34-2.5mm² | |
| Solid wire(AWG): | 12-22 | |
| Stranded wire(AWG): | 12-22 | |
| Torque : | 3.5Lb-In | 0.4N.m |
| Screw: | M2.5 | |
| Wire strip length: | 6~7mm | |
| Withstanding Voltage: | 1.6KV | 2.5KV |
| Safety Approval: | cULus | TÜV |

## VM



Pitch 5.08mm - With Flange
Poles 2p~24p
VMxx555200J0G*
Number of poles

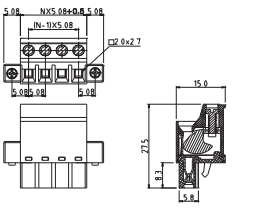

| Electrical: | cULus | TÜV |
|---|---|---|
| Voltage rating: | 300V | 300V |
| Current rating: | 20A | 20A |
| Wire range: | 0.34-2.5mm² | |
| Solid wire(AWG): | 12-22 | |
| Stranded wire(AWG): | 12-22 | |
| Torque : | 3.5Lb-In | 0.4N.m |
| Screw: | M2.5 | |
| Wire strip length: | 6~7mm | |
| Withstanding Voltage: | 1.6KV | 2.5KV |
| Safety Approval: | cULus | TÜV |

# SCREW PLUGGABLE SYSTEM

VM



Pitch 5.08mm
Low profile
Poles 2p~24p
VMxx555100J0G*
Number of poles

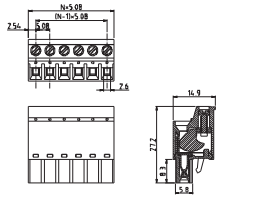

| Electrical: | cULus |
|---|---|
| Voltage rating: | 300V |
| Current rating: | 20A |
| Wire range: | |
| Solid wire(AWG): | 12-22 |
| Stranded wire(AWG): | 12-22 |
| Torque(Lb-In) : | 3.5 |
| Screw: | M2.5 |
| Wire strip length: | 6~7mm |
| Withstanding Voltage: | 1.6KV |
| Safety Approval: | cULus |

VM



Pitch 5.08mm - With Flange
Low profile
Poles 2p~24p
VMxx555300J0G*
Number of poles

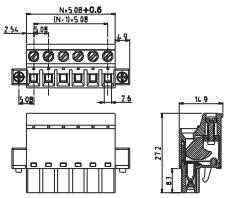

| Electrical: | cULus |
|---|---|
| Voltage rating: | 300V |
| Current rating: | 20A |
| Wire range: | |
| Solid wire(AWG): | 12-22 |
| Stranded wire(AWG): | 12-22 |
| Torque(Lb-In) : | 3.5 |
| Screw: | M2.5 |
| Wire strip length: | 6~7mm |
| Withstanding Voltage: | 1.6KV |
| Safety Approval: | cULus |

VM



Pitch 7.5mm
Low profile
Poles 2p~16p
VMxxA55100J0G*
Number of poles

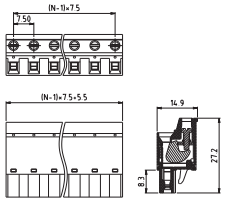

| Electrical: | cULus |
|---|---|
| Voltage rating: | 300V |
| Current rating: | 20A |
| Wire range: | |
| Solid wire(AWG): | 12-22 |
| Stranded wire(AWG): | 12-22 |
| Torque(Lb-In) : | 3.5 |
| Screw: | M2.5 |
| Wire strip length: | 6~7mm |
| Withstanding Voltage: | 1.6KV |
| Safety Approval: | cULus |

VM



Pitch 7.5mm - With Flange
Low profile
Poles 2p~16p
VMxxA55300J0G*
Number of poles

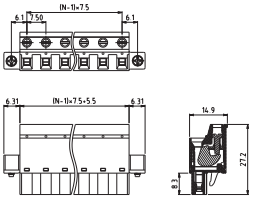

| Electrical: | cULus |
|---|---|
| Voltage rating: | 300V |
| Current rating: | 20A |
| Wire range: | |
| Solid wire(AWG): | 12-22 |
| Stranded wire(AWG): | 12-22 |
| Torque(Lb-In) : | 3.5 |
| Screw: | M2.5 |
| Wire strip length: | 6~7mm |
| Withstanding Voltage: | 1.6KV |
| Safety Approval: | cULus |

VM



Pitch 7.62mm
Low profile
Poles 2p~16p
VMxx055100J0G*
Number of poles

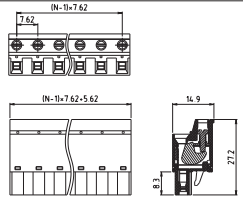

| Electrical: | cULus |
|---|---|
| Voltage rating: | 300V |
| Current rating: | 20A |
| Wire range: | |
| Solid wire(AWG): | 12-22 |
| Stranded wire(AWG): | 12-22 |
| Torque(Lb-In) : | 3.5 |
| Screw: | M2.5 |
| Wire strip length: | 6~7mm |
| Withstanding Voltage: | 1.6KV |
| Safety Approval: | cULus |

VM



Pitch 7.62mm - With Flange
Low profile
Poles 2p~16p
VMxx055300J0G*
Number of poles

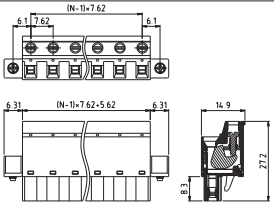

| Electrical: | cULus |
|---|---|
| Voltage rating: | 300V |
| Current rating: | 20A |
| Wire range: | |
| Solid wire(AWG): | 12-22 |
| Stranded wire(AWG): | 12-22 |
| Torque(Lb-In) : | 3.5 |
| Screw: | M2.5 |
| Wire strip length: | 6~7mm |
| Withstanding Voltage: | 1.6KV |
| Safety Approval: | cULus |

For more information,
please contact: Communications@fci.com
or visit us at www.fci.com/terminalblocks

**Disclaimer**
Please note that the above information is subject to change without notice.

# SCREW PLUGGABLE SYSTEM

## PART NUMBERS

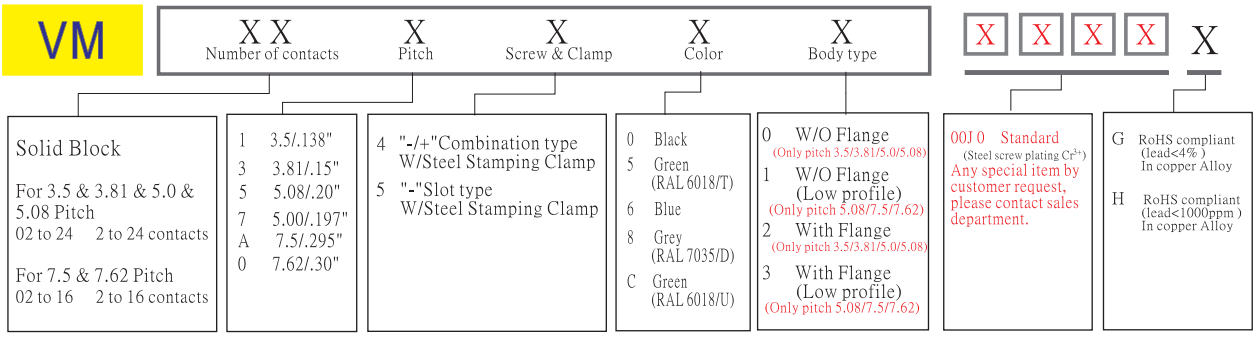

# SCREW PLUGGABLE SYSTEM

## EM



Pitch 5.0mm
Poles 2p~24p
EMxx715000J0G*
Number of poles

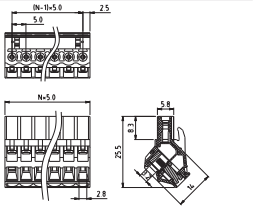

| Electrical: | cULus |
|---|---|
| Voltage rating: | 300V |
| Current rating: | 20A |
| Wire range: | |
| Solid wire(AWG): | 12-22 |
| Stranded wire(AWG): | 12-22 |
| Torque(Lb-In) : | 4 |
| Screw: | M3 |
| Wire strip length: | 7~8mm |
| Withstanding Voltage: | 1.6KV |
| Safety Approval: | cULus |

## EM



Pitch 5.0mm - With Flange
Poles 2p~24p
EMxx715200J0G*
Number of poles

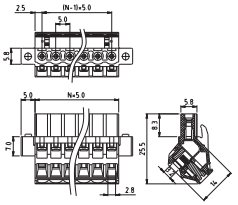

| Electrical: | cULus |
|---|---|
| Voltage rating: | 300V |
| Current rating: | 20A |
| Wire range: | |
| Solid wire(AWG): | 12-22 |
| Stranded wire(AWG): | 12-22 |
| Torque(Lb-In) : | 4 |
| Screw: | M3 |
| Wire strip length: | 7~8mm |
| Withstanding Voltage: | 1.6KV |
| Safety Approval: | cULus |

## EM



Pitch 5.08mm
Poles 2p~24p
EMxx515000J0G*
Number of poles

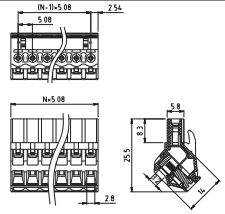

| Electrical: | cULus |
|---|---|
| Voltage rating: | 300V |
| Current rating: | 20A |
| Wire range: | |
| Solid wire(AWG): | 12-22 |
| Stranded wire(AWG): | 12-22 |
| Torque(Lb-In) : | 4 |
| Screw: | M3 |
| Wire strip length: | 7~8mm |
| Withstanding Voltage: | 1.6KV |
| Safety Approval: | cULus |

## EM



Pitch 5.08mm - With Flange
Poles 2p~24p
EMxx515200J0G*
Number of poles

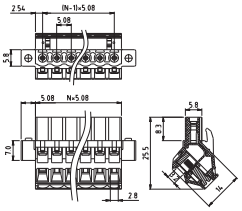

| Electrical: | cULus |
|---|---|
| Voltage rating: | 300V |
| Current rating: | 20A |
| Wire range: | |
| Solid wire(AWG): | 12-22 |
| Stranded wire(AWG): | 12-22 |
| Torque(Lb-In) : | 4 |
| Screw: | M3 |
| Wire strip length: | 7~8mm |
| Withstanding Voltage: | 1.6KV |
| Safety Approval: | cULus |

## EM



Pitch 7.5mm
Poles 2p~16p
EMxxA15000J0G*
Number of poles

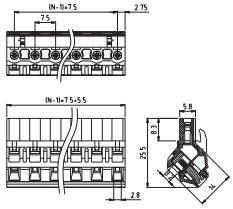

| Electrical: | cULus |
|---|---|
| Voltage rating: | 300V |
| Current rating: | 20A |
| Wire range: | |
| Solid wire(AWG): | 12-22 |
| Stranded wire(AWG): | 12-22 |
| Torque(Lb-In) : | 4 |
| Screw: | M3 |
| Wire strip length: | 7~8mm |
| Withstanding Voltage: | 1.6KV |
| Safety Approval: | cULus |

## EM



Pitch 7.5mm - With Flange
Poles 2p~16p
EMxxA15200J0G*
Number of poles

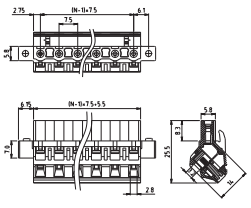

| Electrical: | cULus |
|---|---|
| Voltage rating: | 300V |
| Current rating: | 20A |
| Wire range: | |
| Solid wire(AWG): | 12-22 |
| Stranded wire(AWG): | 12-22 |
| Torque(Lb-In) : | 4 |
| Screw: | M3 |
| Wire strip length: | 7~8mm |
| Withstanding Voltage: | 1.6KV |
| Safety Approval: | cULus |

## EM



Pitch 7.62mm
Poles 2p~16p
EMxx015000J0G*
Number of poles

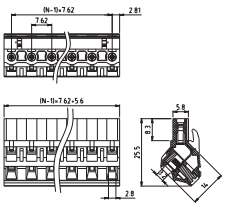

| Electrical: | cULus |
|---|---|
| Voltage rating: | 300V |
| Current rating: | 20A |
| Wire range: | |
| Solid wire(AWG): | 12-22 |
| Stranded wire(AWG): | 12-22 |
| Torque(Lb-In) : | 4 |
| Screw: | M3 |
| Wire strip length: | 7~8mm |
| Withstanding Voltage: | 1.6KV |
| Safety Approval: | cULus |

## EM



Pitch 7.62mm - With Flange
Poles 2p~16p
EMxx015200J0G*
Number of poles

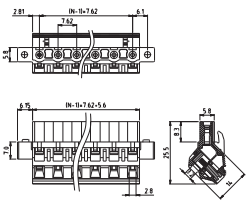

| Electrical: | cULus |
|---|---|
| Voltage rating: | 300V |
| Current rating: | 20A |
| Wire range: | |
| Solid wire(AWG): | 12-22 |
| Stranded wire(AWG): | 12-22 |
| Torque(Lb-In) : | 4 |
| Screw: | M3 |
| Wire strip length: | 7~8mm |
| Withstanding Voltage: | 1.6KV |
| Safety Approval: | cULus |

For more information,
please contact: Communications@fci.com
or visit us at www.fci.com/terminalblocks

**Disclaimer**
Please note that the above information is subject to change without notice.

# SCREW PLUGGABLE SYSTEM

## PART NUMBERS

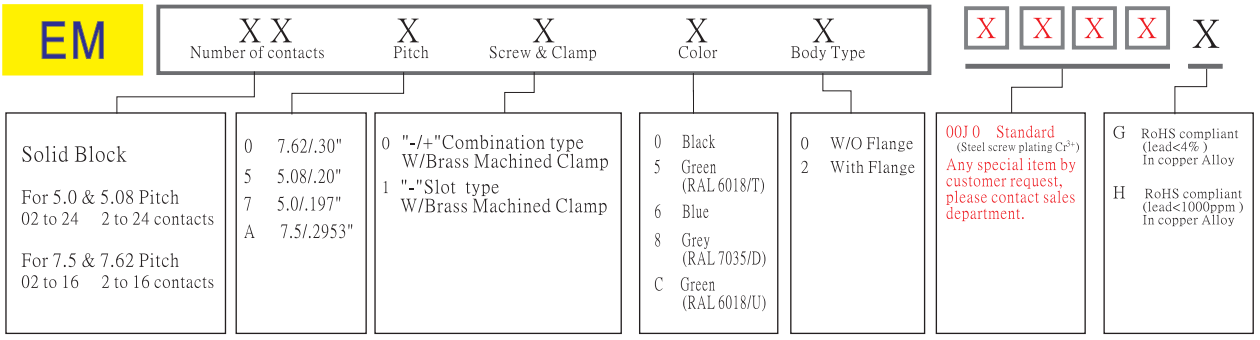

# SCREW PLUGGABLE SYSTEM




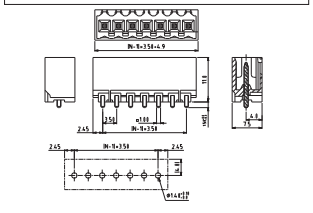

| Electrical: | cULus | VDE |
|---|---|---|
| Voltage rating: | 300V | 160V |
| Current rating: | 10A | 13A |
| Wire range: | | |
| Solid wire(AWG): | | |
| Stranded wire(AWG): | | |
| Torque(Lb-In) : | | |
| Screw: | | |
| Wire strip length: | | |
| Withstanding Voltage: | 1.6KV | 2.5KV |
| Safety Approval: | | |




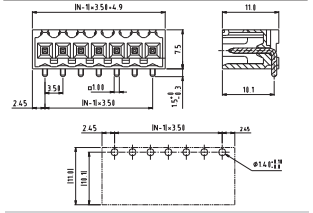

| Electrical: | cULus | VDE |
|---|---|---|
| Voltage rating: | 300V | 160V |
| Current rating: | 10A | 13A |
| Wire range: | | |
| Solid wire(AWG): | | |
| Stranded wire(AWG): | | |
| Torque(Lb-In) : | | |
| Screw: | | |
| Wire strip length: | | |
| Withstanding Voltage: | 1.6KV | 2.5KV |
| Safety Approval: | | |




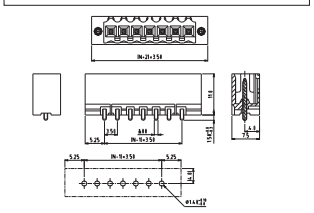

| Electrical: | cULus | VDE |
|---|---|---|
| Voltage rating: | 300V | 160V |
| Current rating: | 10A | 13A |
| Wire range: | | |
| Solid wire(AWG): | | |
| Stranded wire(AWG): | | |
| Torque(Lb-In) : | | |
| Screw: | | |
| Wire strip length: | | |
| Withstanding Voltage: | 1.6KV | 2.5KV |
| Safety Approval: | | |




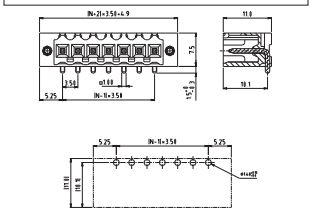

| Electrical: | cULus | VDE |
|---|---|---|
| Voltage rating: | 300V | 160V |
| Current rating: | 10A | 13A |
| Wire range: | | |
| Solid wire(AWG): | | |
| Stranded wire(AWG): | | |
| Torque(Lb-In) : | | |
| Screw: | | |
| Wire strip length: | | |
| Withstanding Voltage: | 1.6KV | 2.5KV |
| Safety Approval: | | |




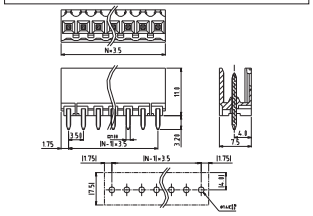

| Electrical: | cULus | VDE |
|---|---|---|
| Voltage rating: | 300V | 160V |
| Current rating: | 10A | 13A |
| Wire range: | | |
| Solid wire(AWG): | | |
| Stranded wire(AWG): | | |
| Torque(Lb-In) : | | |
| Screw: | | |
| Wire strip length: | | |
| Withstanding Voltage: | 1.6KV | 2.5KV |
| Safety Approval: | | |




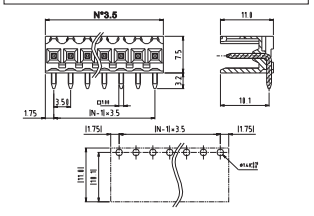

| Electrical: | cULus | VDE |
|---|---|---|
| Voltage rating: | 300V | 160V |
| Current rating: | 10A | 13A |
| Wire range: | | |
| Solid wire(AWG): | | |
| Stranded wire(AWG): | | |
| Torque(Lb-In) : | | |
| Screw: | | |
| Wire strip length: | | |
| Withstanding Voltage: | 1.6KV | 2.5KV |
| Safety Approval: | | |

For more information,
please contact: Communications@fci.com
or visit us at www.fci.com/terminalblocks

**Disclaimer**
Please note that the above information is subject to change without notice.

# SCREW PLUGGABLE SYSTEM

## PART NUMBERS

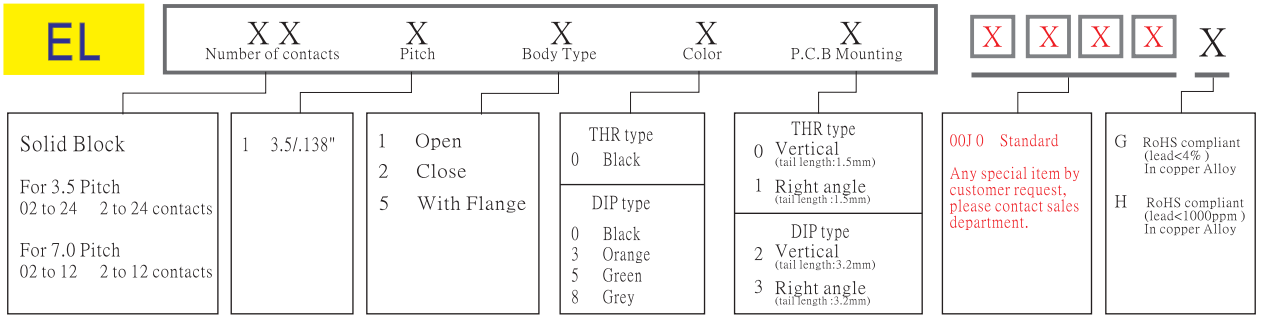

# SCREW PLUGGABLE SYSTEM




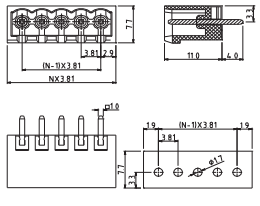

| Electrical: | cULus |
|---|---|
| Voltage rating: | 300V |
| Current rating: | 8A |
| Wire range: | |
| Solid wire(AWG): | |
| Stranded wire(AWG): | |
| Withstanding Voltage: | 1.6KV |
| Safety Approval: | cULus |




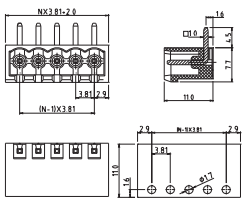

| Electrical: | cULus |
|---|---|
| Voltage rating: | 300V |
| Current rating: | 8A |
| Wire range: | |
| Solid wire(AWG): | |
| Stranded wire(AWG): | |
| Withstanding Voltage: | 1.6KV |
| Safety Approval: | cULus |




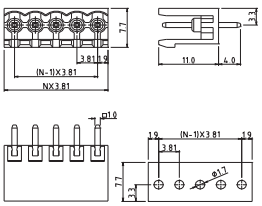

| Electrical: | cULus |
|---|---|
| Voltage rating: | 300V |
| Current rating: | 8A |
| Wire range: | |
| Solid wire(AWG): | |
| Stranded wire(AWG): | |
| Withstanding Voltage: | 1.6KV |
| Safety Approval: | cULus |




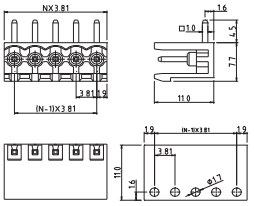

| Electrical: | cULus |
|---|---|
| Voltage rating: | 300V |
| Current rating: | 8A |
| Wire range: | |
| Solid wire(AWG): | |
| Stranded wire(AWG): | |
| Withstanding Voltage: | 1.6KV |
| Safety Approval: | cULus |




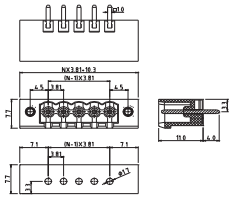

| Electrical: | cULus |
|---|---|
| Voltage rating: | 300V |
| Current rating: | 8A |
| Wire range: | |
| Solid wire(AWG): | |
| Stranded wire(AWG): | |
| Withstanding Voltage: | 1.6KV |
| Safety Approval: | cULus |




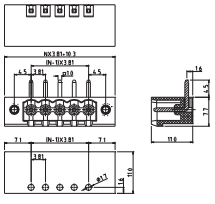

| Electrical: | cULus |
|---|---|
| Voltage rating: | 300V |
| Current rating: | 8A |
| Wire range: | |
| Solid wire(AWG): | |
| Stranded wire(AWG): | |
| Withstanding Voltage: | 1.6KV |
| Safety Approval: | cULus |

For more information,
please contact: Communications@fci.com
or visit us at www.fci.com/terminalblocks

**Disclaimer**
Please note that the above information is subject to change without notice.

# SCREW PLUGGABLE SYSTEM

## PART NUMBERS

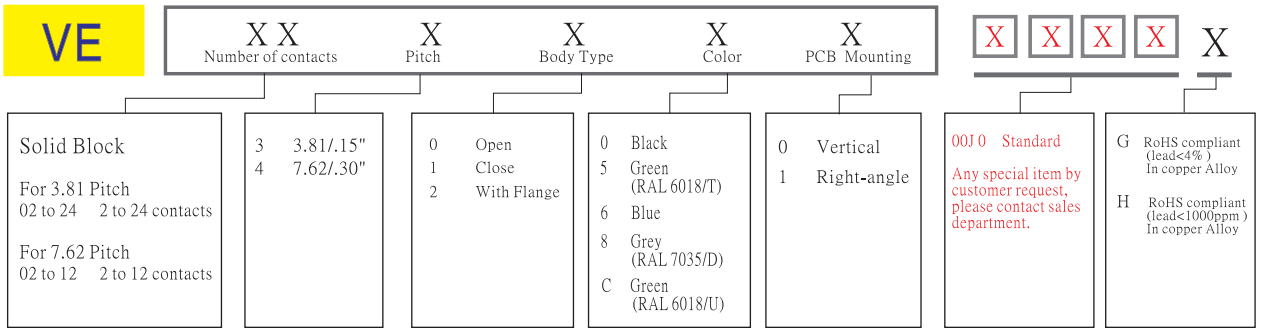

# SCREW PLUGGABLE SYSTEM




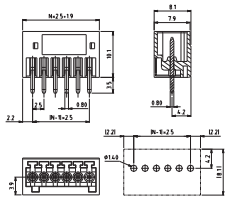

| Electrical: | cULus | |
|---|---|---|
| Voltage rating: | 150V | |
| Current rating: | 4A | |
| Wire range: | | |
| Solid wire(AWG): | | |
| Stranded wire(AWG): | | |
| Withstanding Voltage: | 1.3KV | |
| Safety Approval: | cULus | |




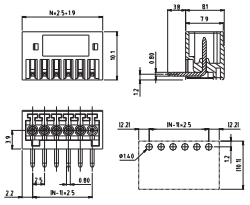

| Electrical: | cULus | |
|---|---|---|
| Voltage rating: | 150V | |
| Current rating: | 4A | |
| Wire range: | | |
| Solid wire(AWG): | | |
| Stranded wire(AWG): | | |
| Withstanding Voltage: | 1.3KV | |
| Safety Approval: | cULus | |




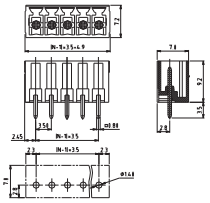

| Electrical: | cULus | VDE |
|---|---|---|
| Voltage rating: | 300V | 300V |
| Current rating: | 10A | 10.5A |
| Wire range: | | |
| Solid wire(AWG): | | |
| Stranded wire(AWG): | | |
| Withstanding Voltage: | 1.6KV | 2.5KV |
| Safety Approval: | cULus | VDE |




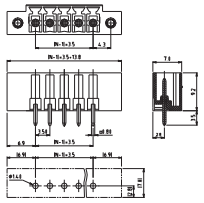

| Electrical: | cULus | VDE |
|---|---|---|
| Voltage rating: | 300V | 300V |
| Current rating: | 10A | 10.5A |
| Wire range: | | |
| Solid wire(AWG): | | |
| Stranded wire(AWG): | | |
| Withstanding Voltage: | 1.6KV | 2.5KV |
| Safety Approval: | cULus | VDE |




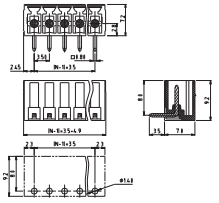

| Electrical: | cULus | VDE |
|---|---|---|
| Voltage rating: | 300V | 300V |
| Current rating: | 10A | 10.5A |
| Wire range: | | |
| Solid wire(AWG): | | |
| Stranded wire(AWG): | | |
| Withstanding Voltage: | 1.6KV | 2.5KV |
| Safety Approval: | cULus | VDE |




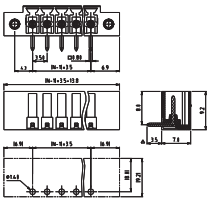

| Electrical: | cULus | VDE |
|---|---|---|
| Voltage rating: | 300V | 300V |
| Current rating: | 10A | 10.5A |
| Wire range: | | |
| Solid wire(AWG): | | |
| Stranded wire(AWG): | | |
| Withstanding Voltage: | 1.6KV | 2.5KV |
| Safety Approval: | cULus | VDE |




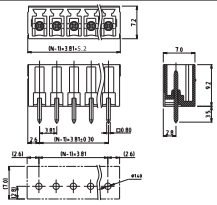

| Electrical: | cULus | VDE |
|---|---|---|
| Voltage rating: | 300V | 300V |
| Current rating: | 10A | 10.5A |
| Wire range: | | |
| Solid wire(AWG): | | |
| Stranded wire(AWG): | | |
| Withstanding Voltage: | 1.6KV | 2.5KV |
| Safety Approval: | cULus | VDE |




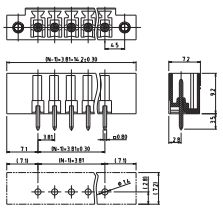

| Electrical: | cULus | VDE |
|---|---|---|
| Voltage rating: | 300V | 300V |
| Current rating: | 10A | 10.5A |
| Wire range: | | |
| Solid wire(AWG): | | |
| Stranded wire(AWG): | | |
| Withstanding Voltage: | 1.6KV | 2.5KV |
| Safety Approval: | cULus | VDE |

For more information,
please contact: Communications@fci.com
or visit us at www.fci.com/terminalblocks

**Disclaimer**
Please note that the above information is subject to change without notice.

# SCREW PLUGGABLE SYSTEM




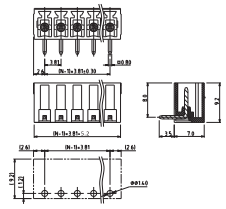

| Electrical: | cULus | VDE |
|---|---|---|
| Voltage rating: | 300V | 300V |
| Current rating: | 10A | 10.5A |
| Wire range: | | |
| Solid wire(AWG): | | |
| Stranded wire(AWG): | | |
| Withstanding Voltage: | 1.6KV | 2.5KV |
| Safety Approval: | | |




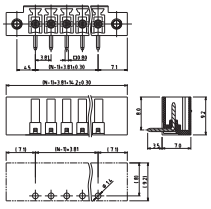

| Electrical: | cULus | VDE |
|---|---|---|
| Voltage rating: | 300V | 300V |
| Current rating: | 10A | 10.5A |
| Wire range: | | |
| Solid wire(AWG): | | |
| Stranded wire(AWG): | | |
| Withstanding Voltage: | 1.6KV | 2.5KV |
| Safety Approval: | | |




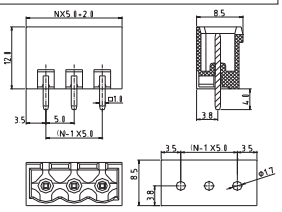

| Electrical: | cULus | VDE | TÜV |
|---|---|---|---|
| Voltage rating: | 300V | 300V | 300V |
| Current rating: | 20A | 20A | 20A |
| Wire range: | | | |
| Solid wire(AWG): | | | |
| Stranded wire(AWG): | | | |
| Screw: | | | |
| Wire strip length: | | | |
| Withstanding Voltage: | 1.6KV | 2.5KV | 2.5KV |
| Safety Approval: | | | |




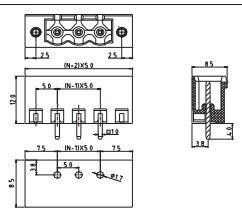

| Electrical: | cULus | VDE | TÜV |
|---|---|---|---|
| Voltage rating: | 300V | 300V | 300V |
| Current rating: | 20A | 20A | 20A |
| Wire range: | | | |
| Solid wire(AWG): | | | |
| Stranded wire(AWG): | | | |
| Screw: | | | |
| Wire strip length: | | | |
| Withstanding Voltage: | 1.6KV | 2.5KV | 2.5KV |
| Safety Approval: | | | |




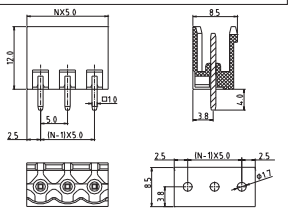

| Electrical: | cULus | VDE | TÜV |
|---|---|---|---|
| Voltage rating: | 300V | 300V | 300V |
| Current rating: | 20A | 20A | 20A |
| Wire range: | | | |
| Solid wire(AWG): | | | |
| Stranded wire(AWG): | | | |
| Screw: | | | |
| Wire strip length: | | | |
| Withstanding Voltage: | 1.6KV | 2.5KV | 2.5KV |
| Safety Approval: | | | |




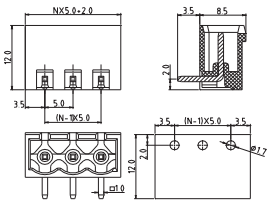

| Electrical: | cULus | VDE | TÜV |
|---|---|---|---|
| Voltage rating: | 300V | 300V | 300V |
| Current rating: | 20A | 20A | 20A |
| Wire range: | | | |
| Solid wire(AWG): | | | |
| Stranded wire(AWG): | | | |
| Screw: | | | |
| Wire strip length: | | | |
| Withstanding Voltage: | 1.6KV | 2.5KV | 2.5KV |
| Safety Approval: | | | |




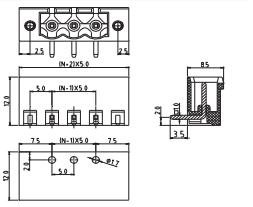

| Electrical: | cULus | VDE | TÜV |
|---|---|---|---|
| Voltage rating: | 300V | 300V | 300V |
| Current rating: | 20A | 20A | 20A |
| Wire range: | | | |
| Solid wire(AWG): | | | |
| Stranded wire(AWG): | | | |
| Screw: | | | |
| Wire strip length: | | | |
| Withstanding Voltage: | 1.6KV | 2.5KV | 2.5KV |
| Safety Approval: | | | |




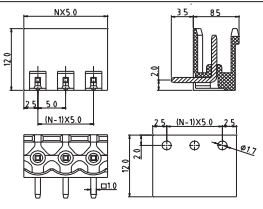

| Electrical: | cULus | VDE | TÜV |
|---|---|---|---|
| Voltage rating: | 300V | 300V | 300V |
| Current rating: | 20A | 20A | 20A |
| Wire range: | | | |
| Solid wire(AWG): | | | |
| Stranded wire(AWG): | | | |
| Screw: | | | |
| Wire strip length: | | | |
| Withstanding Voltage: | 1.6KV | 2.5KV | 2.5KV |
| Safety Approval: | | | |

# SCREW PLUGGABLE SYSTEM




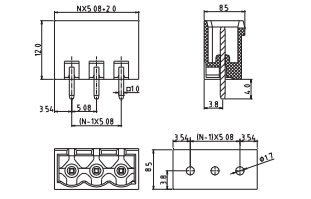

| Electrical: | cULus | VDE | TÜV |
|---|---|---|---|
| Voltage rating: | 300V | 300V | 300V |
| Current rating: | 20A | 20A | 20A |
| Wire range: | | | |
| Solid wire(AWG): | | | |
| Stranded wire(AWG): | | | |
| Screw: | | | |
| Wire strip length: | | | |
| Withstanding Voltage: | 1.6KV | 2.5KV | 2.5KV |
| Safety Approval: | | | |




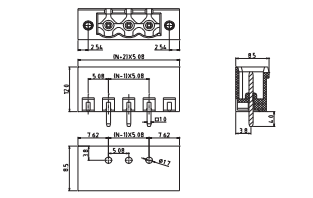

| Electrical: | cULus | VDE | TÜV |
|---|---|---|---|
| Voltage rating: | 300V | 300V | 300V |
| Current rating: | 20A | 20A | 20A |
| Wire range: | | | |
| Solid wire(AWG): | | | |
| Stranded wire(AWG): | | | |
| Screw: | | | |
| Wire strip length: | | | |
| Withstanding Voltage: | 1.6KV | 2.5KV | 2.5KV |
| Safety Approval: | | | |




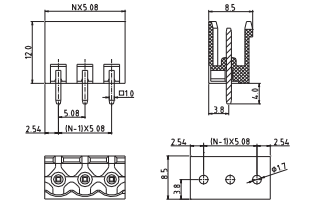

| Electrical: | cULus | VDE | TÜV |
|---|---|---|---|
| Voltage rating: | 300V | 300V | 300V |
| Current rating: | 20A | 20A | 20A |
| Wire range: | | | |
| Solid wire(AWG): | | | |
| Stranded wire(AWG): | | | |
| Screw: | | | |
| Wire strip length: | | | |
| Withstanding Voltage: | 1.6KV | 2.5KV | 2.5KV |
| Safety Approval: | | | |




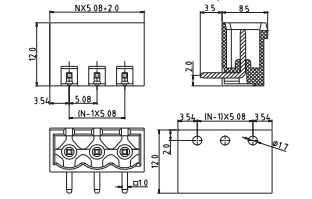

| Electrical: | cULus | VDE | TÜV |
|---|---|---|---|
| Voltage rating: | 300V | 300V | 300V |
| Current rating: | 20A | 20A | 20A |
| Wire range: | | | |
| Solid wire(AWG): | | | |
| Stranded wire(AWG): | | | |
| Screw: | | | |
| Wire strip length: | | | |
| Withstanding Voltage: | 1.6KV | 2.5KV | 2.5KV |
| Safety Approval: | | | |




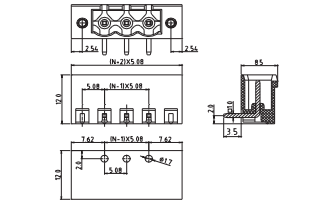

| Electrical: | cULus | VDE | TÜV |
|---|---|---|---|
| Voltage rating: | 300V | 300V | 300V |
| Current rating: | 20A | 20A | 20A |
| Wire range: | | | |
| Solid wire(AWG): | | | |
| Stranded wire(AWG): | | | |
| Screw: | | | |
| Wire strip length: | | | |
| Withstanding Voltage: | 1.6KV | 2.5KV | 2.5KV |
| Safety Approval: | | | |




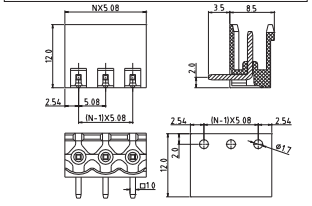

| Electrical: | cULus | VDE | TÜV |
|---|---|---|---|
| Voltage rating: | 300V | 300V | 300V |
| Current rating: | 20A | 20A | 20A |
| Wire range: | | | |
| Solid wire(AWG): | | | |
| Stranded wire(AWG): | | | |
| Screw: | | | |
| Wire strip length: | | | |
| Withstanding Voltage: | 1.6KV | 2.5KV | 2.5KV |
| Safety Approval: | | | |




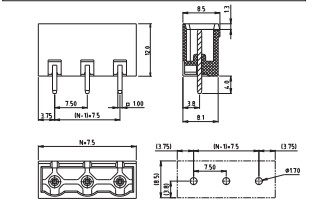

| Electrical: | cULus | TÜV |
|---|---|---|
| Voltage rating: | 300V | 750V |
| Current rating: | 20A | 15A |
| Wire range: | | |
| Solid wire(AWG): | | |
| Stranded wire(AWG): | | |
| Withstanding Voltage: | 1.6KV | 6.0KV |
| Safety Approval: | | |




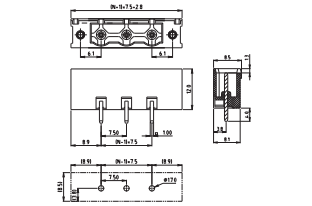

| Electrical: | cULus | TÜV |
|---|---|---|
| Voltage rating: | 300V | 750V |
| Current rating: | 20A | 15A |
| Wire range: | | |
| Solid wire(AWG): | | |
| Stranded wire(AWG): | | |
| Withstanding Voltage: | 1.6KV | 6.0KV |
| Safety Approval: | | |

For more information,
please contact: Communications@fci.com
or visit us at www.fci.com/terminalblocks

**Disclaimer**
Please note that the above information is subject to change without notice.

# SCREW PLUGGABLE SYSTEM




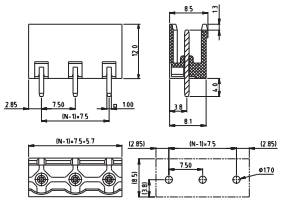

| Electrical: | cULus | TÜV |
|---|---|---|
| Voltage rating: | 300V | 750V |
| Current rating: | 20A | 15A |
| Wire range: | | |
| Solid wire(AWG): | | |
| Stranded wire(AWG): | | |
| Withstanding Voltage: | 1.6KV | 6.0KV |
| Safety Approval: | cULus | TÜV |




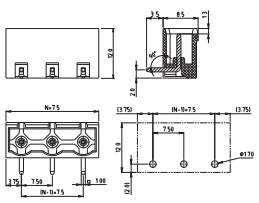

| Electrical: | cULus | TÜV |
|---|---|---|
| Voltage rating: | 300V | 750V |
| Current rating: | 20A | 15A |
| Wire range: | | |
| Solid wire(AWG): | | |
| Stranded wire(AWG): | | |
| Withstanding Voltage: | 1.6KV | 6.0KV |
| Safety Approval: | cULus | TÜV |




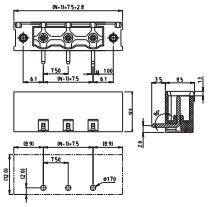

| Electrical: | cULus | TÜV |
|---|---|---|
| Voltage rating: | 300V | 750V |
| Current rating: | 20A | 15A |
| Wire range: | | |
| Solid wire(AWG): | | |
| Stranded wire(AWG): | | |
| Withstanding Voltage: | 1.6KV | 6.0KV |
| Safety Approval: | cULus | TÜV |




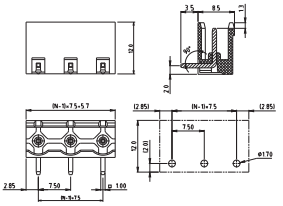

| Electrical: | cULus | TÜV |
|---|---|---|
| Voltage rating: | 300V | 750V |
| Current rating: | 20A | 15A |
| Wire range: | | |
| Solid wire(AWG): | | |
| Stranded wire(AWG): | | |
| Withstanding Voltage: | 1.6KV | 6.0KV |
| Safety Approval: | cULus | TÜV |




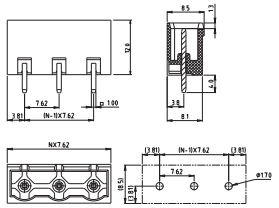

| Electrical: | cULus | TÜV |
|---|---|---|
| Voltage rating: | 300V | 750V |
| Current rating: | 20A | 15A |
| Wire range: | | |
| Solid wire(AWG): | | |
| Stranded wire(AWG): | | |
| Withstanding Voltage: | 1.6KV | 6.0KV |
| Safety Approval: | cULus | TÜV |




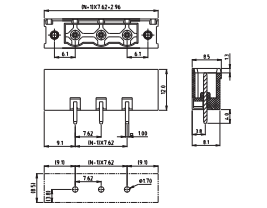

| Electrical: | cULus | TÜV |
|---|---|---|
| Voltage rating: | 300V | 750V |
| Current rating: | 20A | 15A |
| Wire range: | | |
| Solid wire(AWG): | | |
| Stranded wire(AWG): | | |
| Withstanding Voltage: | 1.6KV | 6.0KV |
| Safety Approval: | cULus | TÜV |




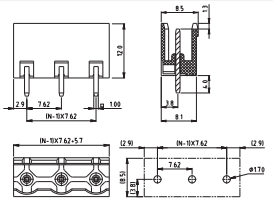

| Electrical: | cULus | TÜV |
|---|---|---|
| Voltage rating: | 300V | 750V |
| Current rating: | 20A | 15A |
| Wire range: | | |
| Solid wire(AWG): | | |
| Stranded wire(AWG): | | |
| Withstanding Voltage: | 1.6KV | 6.0KV |
| Safety Approval: | cULus | TÜV |




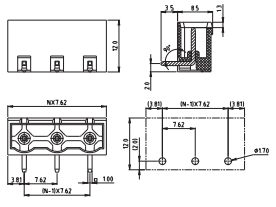

| Electrical: | cULus | TÜV |
|---|---|---|
| Voltage rating: | 300V | 750V |
| Current rating: | 20A | 15A |
| Wire range: | | |
| Solid wire(AWG): | | |
| Stranded wire(AWG): | | |
| Withstanding Voltage: | 1.6KV | 6.0KV |
| Safety Approval: | cULus | TÜV |

# SCREW PLUGGABLE SYSTEM



OQ

Pitch 7.62mm
With Flange
Right-angle
Poles 2p~16p
OQxx055100J0G*
Number of poles

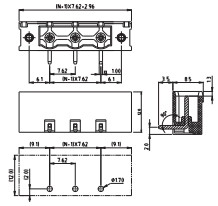

| Electrical: | cULus | TÜV |
|---|---|---|
| Voltage rating: | 300V | 750V |
| Current rating: | 20A | 15A |
| Wire range: | | |
| Solid wire(AWG): | | |
| Stranded wire(AWG): | | |
| | | |
| | | |
| | | |
| Withstanding Voltage: | 1.6KV | 6.0KV |
| Safety Approval: | cULus | TÜV |



OQ

Pitch 7.62mm
Open Right-angle
Poles 2p~16p
OQxx005100J0G*
Number of poles

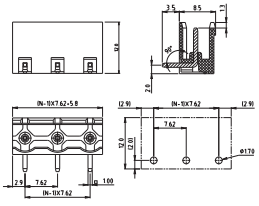

| Electrical: | cULus | TÜV |
|---|---|---|
| Voltage rating: | 300V | 750V |
| Current rating: | 20A | 15A |
| Wire range: | | |
| Solid wire(AWG): | | |
| Stranded wire(AWG): | | |
| | | |
| | | |
| | | |
| Withstanding Voltage: | 1.6KV | 6.0KV |
| Safety Approval: | cULus | TÜV |



OQ

Pitch 3.5mm - Vertical
With latch holder
Poles 2p~24p
OQxx125003J0G*
Number of poles

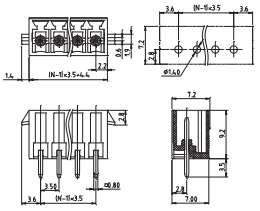

| Electrical: | cULus | VDE |
|---|---|---|
| Voltage rating: | 300V | 300V |
| Current rating: | 10A | 10.5A |
| Wire range: | | |
| Solid wire(AWG): | | |
| Stranded wire(AWG): | | |
| Torque(Lb-In) : | | |
| | | |
| Screw: | | |
| Wire strip length: | | |
| Withstanding Voltage: | 1.6KV | 2.5KV |
| Safety Approval: | cULus | VDE |



OQ

Pitch 3.5mm
Right-angle
With latch holder
Poles 2p~24p
OQxx125103J0G*
Number of poles

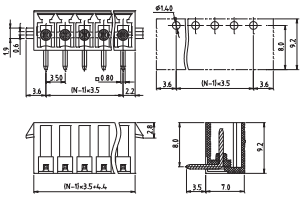

| Electrical: | cULus | VDE |
|---|---|---|
| Voltage rating: | 300V | 300V |
| Current rating: | 10A | 10.5A |
| Wire range: | | |
| Solid wire(AWG): | | |
| Stranded wire(AWG): | | |
| Torque(Lb-In) : | | |
| | | |
| Screw: | | |
| Wire strip length: | | |
| Withstanding Voltage: | 1.6KV | 2.5KV |
| Safety Approval: | cULus | VDE |



OQ

Pitch 5.08mm - Vertical
With latch holder
Poles 2p~24p
OQxx545003J0G*
Number of poles

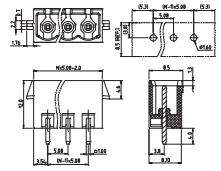

| Electrical: | cULus | VDE | TUV |
|---|---|---|---|
| Voltage rating: | 300V | 300V | 300V |
| Current rating: | 20A | 20A | 20A |
| Wire range: | | | |
| Solid wire(AWG): | | | |
| Stranded wire(AWG): | | | |
| Torque(Lb-In) : | | | |
| | | | |
| Screw: | | | |
| Wire strip length: | | | |
| Withstanding Voltage: | 1.6KV | 2.5KV | 2.5KV |
| Safety Approval: | cULus | VDE | TÜV |



OQ

Pitch 5.08mm - Right-angle
With latch holder
Poles 2p~24p
OQxx545103J0G*
Number of poles

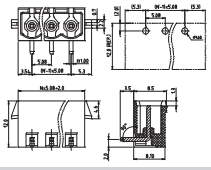

| Electrical: | cULus | VDE | TUV |
|---|---|---|---|
| Voltage rating: | 300V | 300V | 300V |
| Current rating: | 20A | 20A | 20A |
| Wire range: | | | |
| Solid wire(AWG): | | | |
| Stranded wire(AWG): | | | |
| Torque(Lb-In) : | | | |
| | | | |
| Screw: | | | |
| Wire strip length: | | | |
| Withstanding Voltage: | 1.6KV | 2.5KV | 2.5KV |
| Safety Approval: | cULus | VDE | TÜV |



OQ

Pitch 5.0mm - Right-angle
With Latch holder
Poles 2p-24p
OQxx715103J0G*

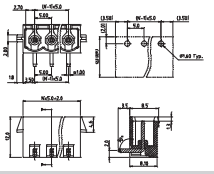

| Electrical: | cULus | VDE | TUV |
|---|---|---|---|
| Voltage rating: | 300V | 300V | 300V |
| Current rating: | 20A | 20A | 20A |
| Wire range: | | | |
| Solid wire(AWG): | | | |
| Stranded wire(AWG): | | | |
| Torque(Lb-In) : | | | |
| | | | |
| Screw: | | | |
| Wire strip length: | | | |
| Withstanding Voltage: | 1.6KV | 2.5KV | 2.5KV |
| Safety Approval: | cULus | VDE | TÜV |



OQ

Pitch 5.0mm
With Latch holder Vertical
Poles 2p-24p
OQxx715003J0G*

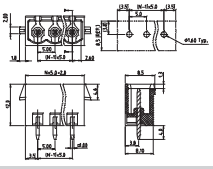

| Electrical: | cULus | VDE | TUV |
|---|---|---|---|
| Voltage rating: | 300V | 300V | 300V |
| Current rating: | 20A | 20A | 20A |
| Wire range: | | | |
| Solid wire(AWG): | | | |
| Stranded wire(AWG): | | | |
| Torque(Lb-In) : | | | |
| | | | |
| Screw: | | | |
| Wire strip length: | | | |
| Withstanding Voltage: | 1.6KV | 2.5KV | 2.5KV |
| Safety Approval: | cULus | VDE | TÜV |



OQ

Pitch 3.5/3.81 mm
With Cover SMT type
Poles 2p~16p
OQxxx500D0J0G*
Number of poles

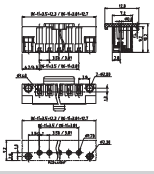

| Electrical: | cULus |
|---|---|
| Voltage rating: | 150V |
| Current rating: | 8A |
| Wire range: | |
| Solid wire(AWG): | |
| Stranded wire(AWG): | |
| Torque(Lb-In) : | |
| | |
| Screw: | |
| Wire strip length: | |
| Withstanding Voltage: | 1.3KV |
| Safety Approval: | |

For more information,
please contact: Communications@fci.com
or visit us at www.fci.com/terminalblocks

**Disclaimer**
Please note that the above information is subject to change without notice.

# SCREW PLUGGABLE SYSTEM

## PART NUMBERS

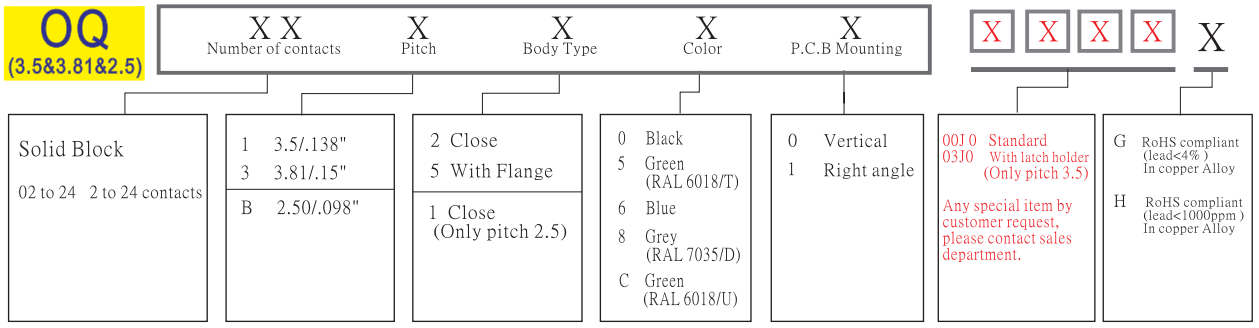


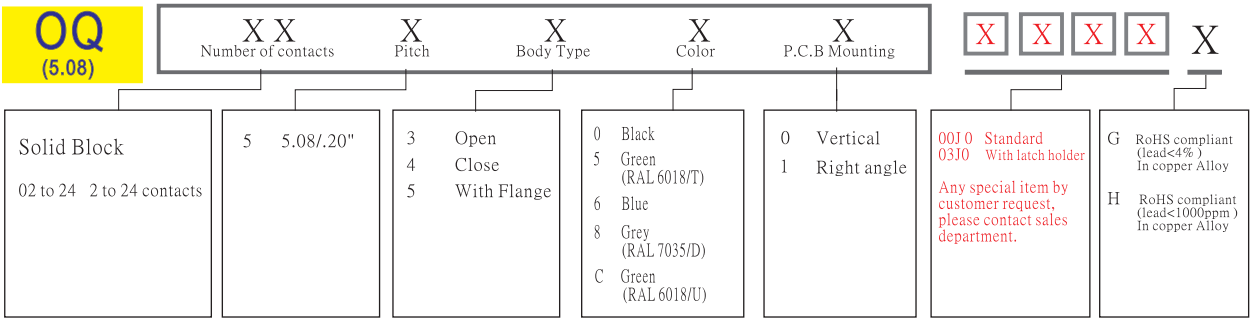


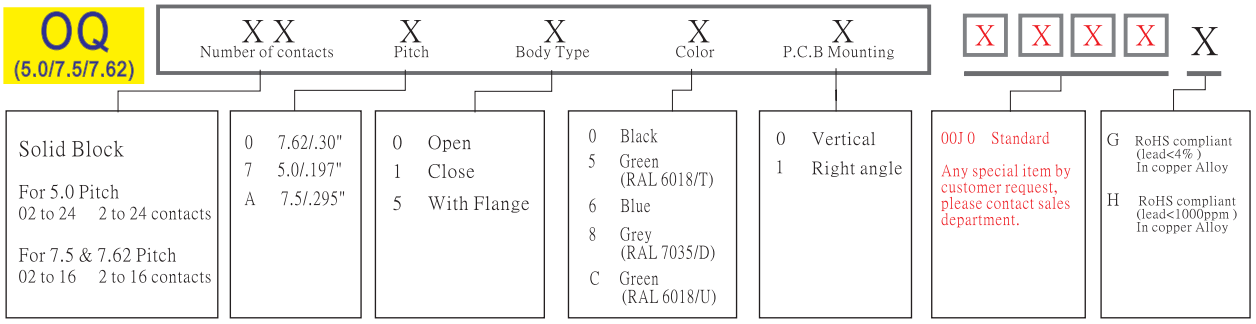


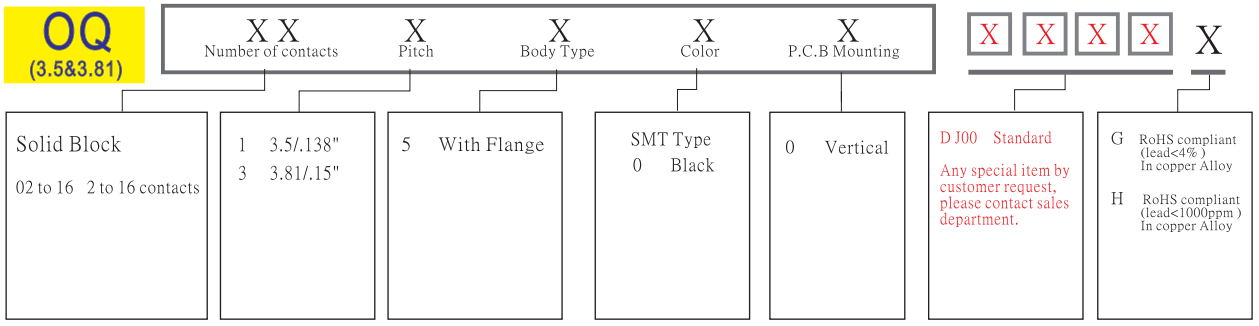

# SCREW PLUGGABLE SYSTEM




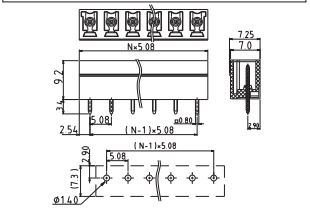

| | |
|---|---|
| Electrical: | cULus |
| Voltage rating: | 300V |
| Current rating: | 10A |
| Wire range: | |
| Solid wire(AWG): | |
| Stranded wire(AWG): | |
| Withstanding Voltage: | 1.6KV |
| Safety Approval: | cULus |




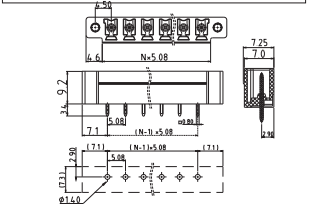

| | |
|---|---|
| Electrical: | cULus |
| Voltage rating: | 300V |
| Current rating: | 10A |
| Wire range: | |
| Solid wire(AWG): | |
| Stranded wire(AWG): | |
| Withstanding Voltage: | 1.6KV |
| Safety Approval: | cULus |




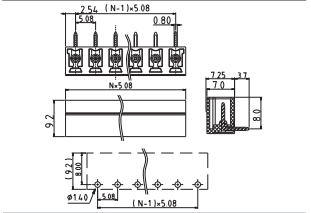

| | |
|---|---|
| Electrical: | cULus |
| Voltage rating: | 300V |
| Current rating: | 10A |
| Wire range: | |
| Solid wire(AWG): | |
| Stranded wire(AWG): | |
| Withstanding Voltage: | 1.6KV |
| Safety Approval: | cULus |




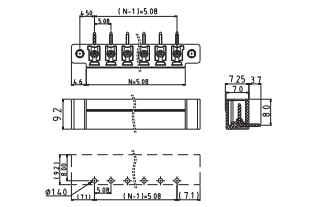

| | |
|---|---|
| Electrical: | cULus |
| Voltage rating: | 300V |
| Current rating: | 10A |
| Wire range: | |
| Solid wire(AWG): | |
| Stranded wire(AWG): | |
| Withstanding Voltage: | 1.6KV |
| Safety Approval: | cULus |

## PART NUMBERS

VS | XX Number of contacts | X Pitch | X Body Type | X Color | X P.C.B Mounting | XXXXX

**Number of contacts**
- Solid Block
- For 5.08 Pitch
  02 to 24 2 to 24 contacts
- For 10.16 Pitch
  02 to 12 2 to 12 contacts

**Pitch**
- 5 5.08/.20"
- 6 10.16/.40"

**Body Type**
- 1 Close
- 2 With Flange

**Color**
- 0 Black
- 5 Green (RAL 6018/T)
- 6 Blue
- 8 Grey (RAL 7035/D)
- C Green (RAL 6018/U)

**P.C.B Mounting**
- 0 Vertical
- 1 Right angle

**XXXXX**
- 00J0 Standard
- Any special item by customer request, please contact sales department.

**X**
- G RoHS compliant (lead<4% ) In copper Alloy
- H RoHS compliant (lead<1000ppm ) In copper Alloy

For more information,
please contact: Communications@fci.com
or visit us at www.fci.com/terminalblocks

**Disclaimer**
Please note that the above information is subject to change without notice.

# SCREW PLUGGABLE SYSTEM




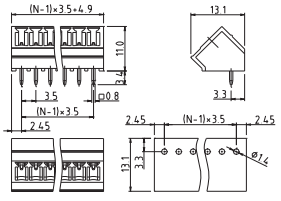

| Electrical: | cULus | VDE |
|---|---|---|
| Voltage rating: | 300V | 300V |
| Current rating: | 8A | 10A |
| Wire range: | | |
| Solid wire(AWG): | | |
| Stranded wire(AWG): | | |
| Withstanding Voltage: | 1.6KV | 2.5KV |
| Safety Approval: | cULus | VDE |




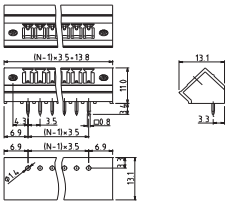

| Electrical: | cULus | VDE |
|---|---|---|
| Voltage rating: | 300V | 300V |
| Current rating: | 8A | 10A |
| Wire range: | | |
| Solid wire(AWG): | | |
| Stranded wire(AWG): | | |
| Withstanding Voltage: | 1.6KV | 2.5KV |
| Safety Approval: | cULus | VDE |




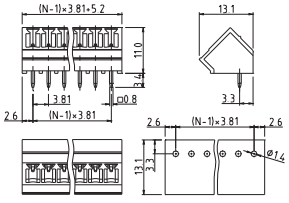

| Electrical: | cULus | VDE |
|---|---|---|
| Voltage rating: | 300V | 300V |
| Current rating: | 8A | 10A |
| Wire range: | | |
| Solid wire(AWG): | | |
| Stranded wire(AWG): | | |
| Withstanding Voltage: | 1.6KV | 2.5KV |
| Safety Approval: | cULus | VDE |




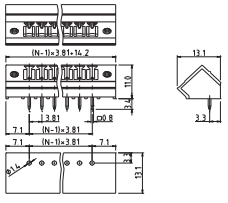

| Electrical: | cULus | VDE |
|---|---|---|
| Voltage rating: | 300V | 300V |
| Current rating: | 8A | 10A |
| Wire range: | | |
| Solid wire(AWG): | | |
| Stranded wire(AWG): | | |
| Withstanding Voltage: | 1.6KV | 2.5KV |
| Safety Approval: | cULus | VDE |




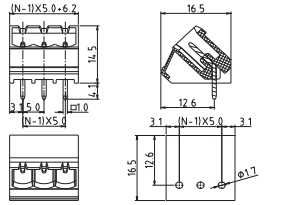

| Electrical: | cULus | VDE | TÜV |
|---|---|---|---|
| Voltage rating: | 300V | 300V | 300V |
| Current rating: | 15A | 17A | 20A |
| Wire range: | | | |
| Solid wire(AWG): | | | |
| Stranded wire(AWG): | | | |
| Withstanding Voltage: | 1.6KV | 2.5KV | 2.5KV |
| Safety Approval: | cULus | VDE | TÜV |




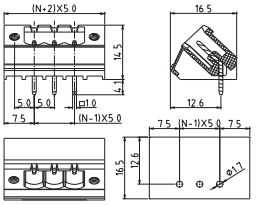

| Electrical: | cULus | VDE | TÜV |
|---|---|---|---|
| Voltage rating: | 300V | 300V | 300V |
| Current rating: | 15A | 17A | 20A |
| Wire range: | | | |
| Solid wire(AWG): | | | |
| Stranded wire(AWG): | | | |
| Withstanding Voltage: | 1.6KV | 2.5KV | 2.5KV |
| Safety Approval: | cULus | VDE | TÜV |




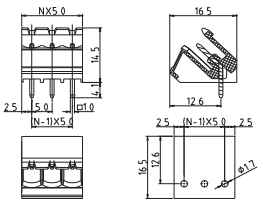

| Electrical: | cULus | VDE | TÜV |
|---|---|---|---|
| Voltage rating: | 300V | 300V | 300V |
| Current rating: | 15A | 17A | 20A |
| Wire range: | | | |
| Solid wire(AWG): | | | |
| Stranded wire(AWG): | | | |
| Withstanding Voltage: | 1.6KV | 2.5KV | 2.5KV |
| Safety Approval: | cULus | VDE | TÜV |




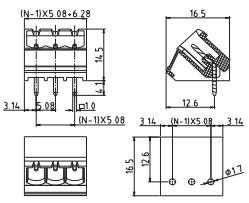

| Electrical: | cULus | VDE | TÜV |
|---|---|---|---|
| Voltage rating: | 300V | 300V | 300V |
| Current rating: | 15A | 17A | 20A |
| Wire range: | | | |
| Solid wire(AWG): | | | |
| Stranded wire(AWG): | | | |
| Withstanding Voltage: | 1.6KV | 2.5KV | 2.5KV |
| Safety Approval: | cULus | VDE | TÜV |

# SCREW PLUGGABLE SYSTEM




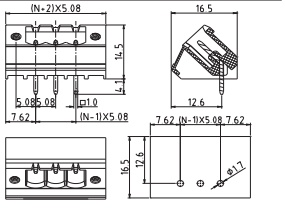


| Electrical: | cULus | VDE | TÜV |
|---|---|---|---|
| Voltage rating: | 300V | 300V | 300V |
| Current rating: | 15A | 17A | 20A |
| Wire range: | | | |
| Solid wire(AWG): | | | |
| Stranded wire(AWG): | | | |
| Withstanding Voltage: | 1.6KV | 2.5KV | 2.5KV |
| Safety Approval: | cULus | VDE | TÜV |




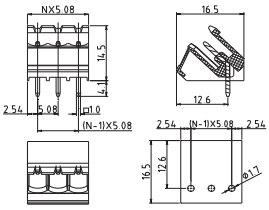


| Electrical: | cULus | VDE | TÜV |
|---|---|---|---|
| Voltage rating: | 300V | 300V | 300V |
| Current rating: | 15A | 17A | 20A |
| Wire range: | | | |
| Solid wire(AWG): | | | |
| Stranded wire(AWG): | | | |
| Withstanding Voltage: | 1.6KV | 2.5KV | 2.5KV |
| Safety Approval: | cULus | VDE | TÜV |

## PART NUMBERS

**VK** | XX Number of contacts | X Pitch | X Body Type | X Color | 0 | X X X X | X

**Number of contacts**

Solid Block

For 3.5 & 3.81 & 5.0 & 5.08 Pitch
02 to 24 2 to 24 contacts

For 7.0 & 7.62 & 10.0 & 10.16 Pitch
02 to 12 2 to 12 contacts

**Pitch**

| | |
|---|---|
| 1 | 3.5/.138" |
| 3 | 3.81/.15" |
| 5 | 5.08/.20" |
| 7 | 5.00/.197" |
| 2 | 7.0/.276" |
| 4 | 7.62/.30" |
| 6 | 10.16/.40" |
| 8 | 10.0/.394" |

**Body Type**

| | |
|---|---|
| 0 | Open (only 5.0/ 5.08mm pitch) |
| 1 | Close |
| 2 | With Flange |

**Color**

| | |
|---|---|
| 0 | Black |
| 5 | Green (RAL 6018/T) |
| 6 | Blue |
| 8 | Grey (RAL 7035/D) |
| C | Green (RAL 6018/U) |

**X X X X**

00J 0 Standard

Any special item by customer request, please contact sales department.

**X**

| | |
|---|---|
| G | RoHS compliant (lead<4% ) In copper Alloy |
| H | RoHS compliant (lead<1000ppm ) In copper Alloy |

For more information,
please contact: Communications@fci.com
or visit us at www.fci.com/terminalblocks

**Disclaimer**
Please note that the above information is subject to change without notice.

# SCREW PLUGGABLE SYSTEM

VC



Pitch 7.62mm
Right-angle (Two tail A type)
Poles 2p~16p
VCxx005000J0G*
Number of poles

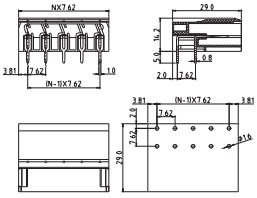

| Electrical: | cULus | TUV |
|---|---|---|
| Voltage rating: | 300V | 800V |
| Current rating: | 32A | 32A |
| Wire range: | | |
| Solid wire(AWG): | | |
| Stranded wire(AWG): | | |
| Torque(Lb-In) : | | |
| Screw: | | |
| Wire strip length: | | |
| Withstanding Voltage: | 1.6KV | 6KV |
| Safety Approval: | cULus | VDE |

VC



Pitch 7.62mm
Flange with Nut (Right-angle)
Poles 2p~16p (Two tail A type)
VCxx015000J0G*
Number of poles

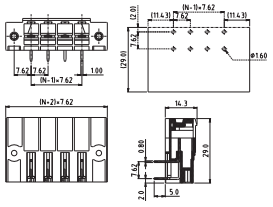

| Electrical: | cULus | TUV |
|---|---|---|
| Voltage rating: | 300V | 800V |
| Current rating: | 32A | 32A |
| Wire range: | | |
| Solid wire(AWG): | | |
| Stranded wire(AWG): | | |
| Torque(Lb-In) : | | |
| Screw: | | |
| Wire strip length: | | |
| Withstanding Voltage: | 1.6KV | 6KV |
| Safety Approval: | cULus | VDE |

VC



Pitch 7.62mm
Vertical (Two tail A type)
Poles 2p~16p
VCxx005100J0G*
Number of poles

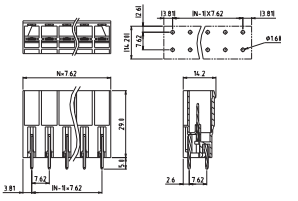

| Electrical: | cULus | TUV |
|---|---|---|
| Voltage rating: | 300V | 800V |
| Current rating: | 32A | 32A |
| Wire range: | | |
| Solid wire(AWG): | | |
| Stranded wire(AWG): | | |
| Torque(Lb-In) : | | |
| Screw: | | |
| Wire strip length: | | |
| Withstanding Voltage: | 1.6KV | 6KV |
| Safety Approval: | cULus | VDE |

VC



Pitch 7.62mm
Flange with Nut (Vertical)
Poles 2p~16p (Two tail A type)
VCxx015100J0G*
Number of poles

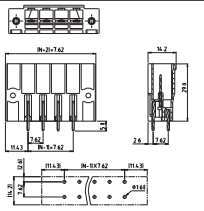

| Electrical: | cULus | TUV |
|---|---|---|
| Voltage rating: | 300V | 800V |
| Current rating: | 32A | 32A |
| Wire range: | | |
| Solid wire(AWG): | | |
| Stranded wire(AWG): | | |
| Torque(Lb-In) : | | |
| Screw: | | |
| Wire strip length: | | |
| Withstanding Voltage: | 1.6KV | 6KV |
| Safety Approval: | cULus | VDE |

VC



Pitch 7.62mm
Feed-through header with slip-on connection
Poles 2p~16p
VCxx025100J0G*
Number of poles

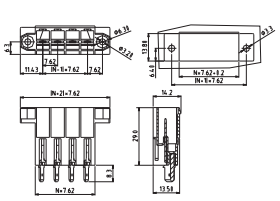

| Electrical: | cULus | IEC |
|---|---|---|
| Voltage rating: | 300V | 800V |
| Current rating: | 32A | 32A |
| Wire range: | | |
| Solid wire(AWG): | | |
| Stranded wire(AWG): | | |
| Torque(Lb-In) : | | |
| Screw: | | |
| Wire strip length: | | |
| Withstanding Voltage: | 1.6KV | 6KV |
| Safety Approval: | cULus | |

VC



Pitch 7.62mm
Close Vertical
Poles 2p~16p (Three tail B type)
VCxx0051A0J0G*
Number of poles

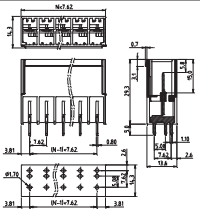

| Electrical: | cULus |
|---|---|
| Voltage rating: | 300V |
| Current rating: | 32A |
| Wire range: | |
| Solid wire(AWG): | |
| Stranded wire(AWG): | |
| Torque(Lb-In) : | |
| Screw: | |
| Wire strip length: | |
| Withstanding Voltage: | 1.6KV |
| Safety Approval: | cULus |

VC



Pitch 7.62mm
With Flange
Vertical
Poles 2p~16p (Three tail B type)
VCxx0151A0J0G*
Number of poles

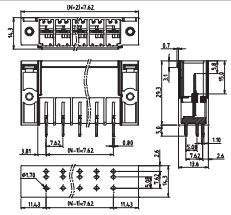

| Electrical: | cULus |
|---|---|
| Voltage rating: | 300V |
| Current rating: | 32A |
| Wire range: | |
| Solid wire(AWG): | |
| Stranded wire(AWG): | |
| Torque(Lb-In) : | |
| Screw: | |
| Wire strip length: | |
| Withstanding Voltage: | 1.6KV |
| Safety Approval: | cULus |

VC



Pitch 7.62mm
Close Right-angle (PCB down)
Poles 2p~16p (Three tail B type)
VCxx0050C0J0G*
Number of poles

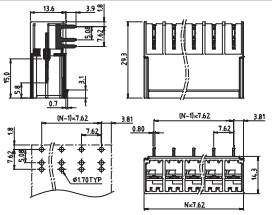

| Electrical: | cULus |
|---|---|
| Voltage rating: | 300V |
| Current rating: | 32A |
| Wire range: | |
| Solid wire(AWG): | |
| Stranded wire(AWG): | |
| Torque(Lb-In) : | |
| Screw: | |
| Wire strip length: | |
| Withstanding Voltage: | 1.6KV |
| Safety Approval: | cULus |

# SCREW PLUGGABLE SYSTEM

**VC**



Pitch 7.62mm
Close Right-angle (PCB up)
Poles 2p~16p (Three tail B type)
VCxx0050B0J0G*
Number of poles

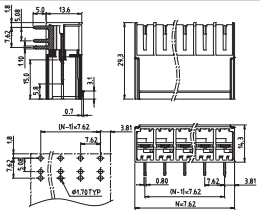

| | |
|---|---|
| Electrical: | cULus |
| Voltage rating: | 300V |
| Current rating: | 32A |
| Wire range: | |
| Solid wire(AWG): | |
| Stranded wire(AWG): | |
| Torque(Lb-In) : | |
| Screw: | |
| Wire strip length: | |
| Withstanding Voltage: | 1.6KV |
| Safety Approval: | |

**VC**



Pitch 7.62mm
With Flange
Right-angle (PCB down)
Poles 2p~16p (Three tail B type)
VCxx0150C0J0G*
Number of poles

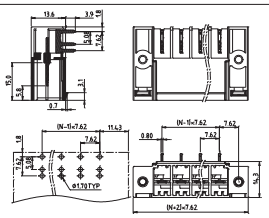

| | |
|---|---|
| Electrical: | cULus |
| Voltage rating: | 300V |
| Current rating: | 32A |
| Wire range: | |
| Solid wire(AWG): | |
| Stranded wire(AWG): | |
| Torque(Lb-In) : | |
| Screw: | |
| Wire strip length: | |
| Withstanding Voltage: | 1.6KV |
| Safety Approval: | |

**VC**



Pitch 7.62mm
With Flange
Right-angle (PCB up)
Poles 2p~16p (Three tail B type)
VCxx0150B0J0G*
Number of poles

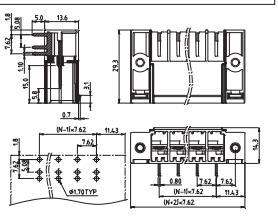

| | |
|---|---|
| Electrical: | cULus |
| Voltage rating: | 300V |
| Current rating: | 32A |
| Wire range: | |
| Solid wire(AWG): | |
| Stranded wire(AWG): | |
| Torque(Lb-In) : | |
| Screw: | |
| Wire strip length: | |
| Withstanding Voltage: | 1.6KV |
| Safety Approval: | |

## PART NUMBERS

**VC** | XX Number of contacts | X Pitch | X Body type | X Color | X Tail type | X X X X X

**Solid Block**

For 7.62 Pitch
02 to 16 2 to 16 contacts

For 15.24 Pitch
02 to 08 2 to 08 contacts

| Pitch |
|---|
| 0 7.62/.30" |
| 1 15.24/.60" |

| Body type |
|---|
| 0 W/O Flange |
| 1 Flange with Nut |

| Color |
|---|
| 0 Black |
| 5 Green (RAL 6018/T) |
| 6 Blue (RAL5015/A) |
| 8 Grey (RAL 7035/D) |
| C Green (RAL 6018/U) |

| Tail type |
|---|
| 0 Right angle (Two tail type) |
| 1 Vertical (Two tail type) |
| A Vertical (Three tail type) |
| B Right angle (Three tail type) (PCB Up) |
| C Right angle (Three tail type) (PCB Down) |

| X X X X |
|---|
| 00J 0 Standard |
| Any special item by customer request, please contact sales department. |

| X |
|---|
| G RoHS compliant (lead<4% ) In copper Alloy |
| H RoHS compliant (lead<1000ppm ) In copper Alloy |

**VC** | XX Number of contacts | X Pitch | X Body type | X Color | X Tail type | X X X X X

**Solid Block**

For 7.62 Pitch
02 to 16 2 to 16 contacts

For 15.24 Pitch
02 to 08 2 to 08 contacts

| Pitch |
|---|
| 0 7.62/.30" |
| 1 15.24/.60" |

| Body type |
|---|
| 2 With Flange (Only feed-through head with slip-on connection) |

| Color |
|---|
| 0 Black |
| 5 Green (RAL 6018/T) |
| 6 Blue |
| 8 Grey (RAL 7035/D) |
| C Green (RAL 6018/U) |

| Tail type |
|---|
| 1 Vertical |

| X X X X |
|---|
| 00J 0 Standard |
| Any special item by customer request, please contact sales department. |

| X |
|---|
| G RoHS compliant (lead<4% ) In copper Alloy |
| H RoHS compliant (lead<1000ppm ) In copper Alloy |

For more information,
please contact: Communications@fci.com
or visit us at www.fci.com/terminalblocks

**Disclaimer**
Please note that the above information is subject to change without notice.

# SCREW PLUGGABLE SYSTEM




Pitch 10.16mm
Close Vertical
Poles 2p~12p
EWxx615000J0G*
Number of poles

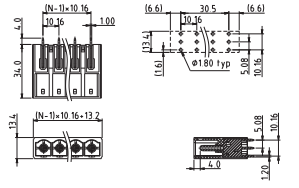

| Electrical: | cULus | IEC |
|---|---|---|
| Voltage rating: | 300V | 1000V |
| Current rating: | 55A | 76A |
| Wire range: | | |
| Solid wire(AWG): | | |
| Stranded wire(AWG): | | |
| Torque(Lb-In) : | | |
| Screw: | | |
| Wire strip length: | | |
| Withstanding Voltage: | 1.6KV | 8KV |
| Safety Approval: | cULus | |




Pitch 10.16mm
With Flange Vertical
Poles 2p~12p
EWxx625000J0G*
Number of poles

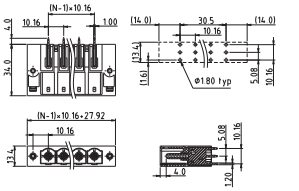

| Electrical: | cULus | IEC |
|---|---|---|
| Voltage rating: | 300V | 1000V |
| Current rating: | 55A | 76A |
| Wire range: | | |
| Solid wire(AWG): | | |
| Stranded wire(AWG): | | |
| Torque(Lb-In) : | | |
| Screw: | | |
| Wire strip length: | | |
| Withstanding Voltage: | 1.6KV | 8KV |
| Safety Approval: | cULus | |




Pitch 10.16mm
Close Right-angle (PCB down)
Poles 2p~12p
EWxx615100J0G*
Number of poles

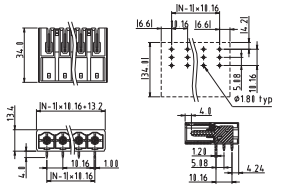

| Electrical: | cULus | IEC |
|---|---|---|
| Voltage rating: | 300V | 1000V |
| Current rating: | 55A | 76A |
| Wire range: | | |
| Solid wire(AWG): | | |
| Stranded wire(AWG): | | |
| Torque(Lb-In) : | | |
| Screw: | | |
| Wire strip length: | | |
| Withstanding Voltage: | 1.6KV | 8KV |
| Safety Approval: | cULus | |




Pitch 10.16mm
Close Right-angle (PCB UP)
Poles 2p~12p
EWxx615200J0G*
Number of poles

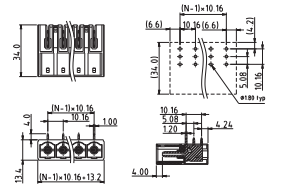

| Electrical: | cULus | IEC |
|---|---|---|
| Voltage rating: | 300V | 1000V |
| Current rating: | 55A | 76A |
| Wire range: | | |
| Solid wire(AWG): | | |
| Stranded wire(AWG): | | |
| Torque(Lb-In) : | | |
| Screw: | | |
| Wire strip length: | | |
| Withstanding Voltage: | 1.6KV | 8KV |
| Safety Approval: | cULus | |




Pitch 10.16mm
With Flange
Right-angle (PCB down)
Poles 2p~12p
EWxx625100J0G*
Number of poles

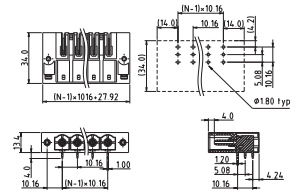

| Electrical: | cULus | IEC |
|---|---|---|
| Voltage rating: | 300V | 1000V |
| Current rating: | 55A | 76A |
| Wire range: | | |
| Solid wire(AWG): | | |
| Stranded wire(AWG): | | |
| Torque(Lb-In) : | | |
| Screw: | | |
| Wire strip length: | | |
| Withstanding Voltage: | 1.6KV | 8KV |
| Safety Approval: | cULus | |




Pitch 10.16mm
With Flange
Right-angle (PCB UP)
Poles 2p~12p
EWxx625200J0G*
Number of poles

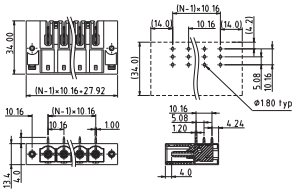

| Electrical: | cULus | IEC |
|---|---|---|
| Voltage rating: | 300V | 1000V |
| Current rating: | 55A | 76A |
| Wire range: | | |
| Solid wire(AWG): | | |
| Stranded wire(AWG): | | |
| Torque(Lb-In) : | | |
| Screw: | | |
| Wire strip length: | | |
| Withstanding Voltage: | 1.6KV | 8KV |
| Safety Approval: | cULus | |

# SCREW PLUGGABLE SYSTEM

## PART NUMBERS



# SCREW PLUGGABLE SYSTEM




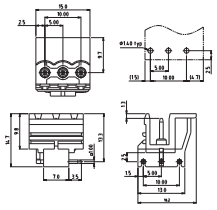

| | |
|---|---|
| Electrical: | cULus |
| Voltage rating: | 300V |
| Current rating: | 20A |
| Wire range: | |
| Solid wire(AWG): | |
| Stranded wire(AWG): | |
| Withstanding Voltage: | 1.6KV |
| Safety Approval: | cULus |




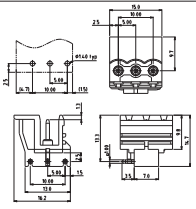

| | |
|---|---|
| Electrical: | cULus |
| Voltage rating: | 300V |
| Current rating: | 20A |
| Wire range: | |
| Solid wire(AWG): | |
| Stranded wire(AWG): | |
| Withstanding Voltage: | 1.6KV |
| Safety Approval: | cULus |




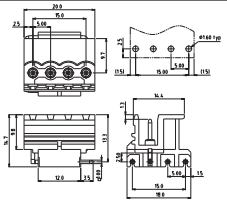

| | |
|---|---|
| Electrical: | cULus |
| Voltage rating: | 300V |
| Current rating: | 20A |
| Wire range: | |
| Solid wire(AWG): | |
| Stranded wire(AWG): | |
| Withstanding Voltage: | 1.6KV |
| Safety Approval: | cULus |




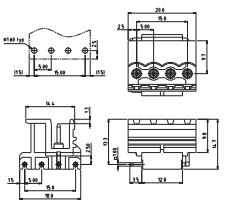

| | |
|---|---|
| Electrical: | cULus |
| Voltage rating: | 300V |
| Current rating: | 20A |
| Wire range: | |
| Solid wire(AWG): | |
| Stranded wire(AWG): | |
| Withstanding Voltage: | 1.6KV |
| Safety Approval: | cULus |




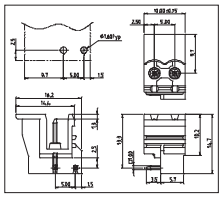

| | |
|---|---|
| Electrical: | cULus |
| Voltage rating: | 300V |
| Current rating: | 20A |
| Wire range: | |
| Solid wire(AWG): | |
| Stranded wire(AWG): | |
| Torque(Lb-In) : | |
| Screw: | |
| Wire strip length: | |
| Withstanding Voltage: | 1.6KV |
| Safety Approval: | cULus |

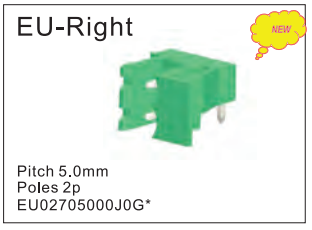


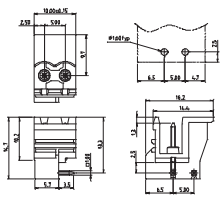

| | |
|---|---|
| Electrical: | cULus |
| Voltage rating: | 300V |
| Current rating: | 20A |
| Wire range: | |
| Solid wire(AWG): | |
| Stranded wire(AWG): | |
| Torque(Lb-In) : | |
| Screw: | |
| Wire strip length: | |
| Withstanding Voltage: | 1.6KV |
| Safety Approval: | cULus |




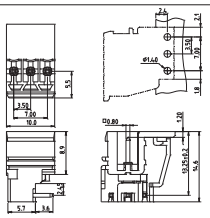

| | |
|---|---|
| Electrical: | cULus |
| Voltage rating: | 300V |
| Current rating: | 10A |
| Wire range: | |
| Solid wire(AWG): | |
| Stranded wire(AWG): | |
| Torque(Lb-In) : | |
| Screw: | |
| Wire strip length: | |
| Withstanding Voltage: | 1.6KV |
| Safety Approval: | (cULus)pending |




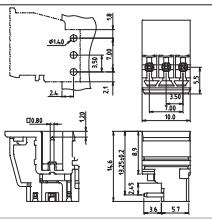

| | |
|---|---|
| Electrical: | cULus |
| Voltage rating: | 300V |
| Current rating: | 10A |
| Wire range: | |
| Solid wire(AWG): | |
| Stranded wire(AWG): | |
| Torque(Lb-In) : | |
| Screw: | |
| Wire strip length: | |
| Withstanding Voltage: | 1.6KV |
| Safety Approval: | (cULus)pending |

# SCREW PLUGGABLE SYSTEM




Pitch 3.5mm (Right)
Poles 4p
EU04108000J0G*

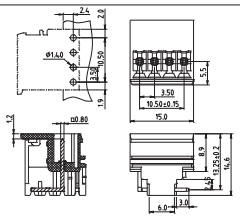

| | |
|---|---|
| Electrical: | cULus |
| Voltage rating: | 300V |
| Current rating: | 10A |
| Wire range: | |
| Solid wire(AWG): | |
| Stranded wire(AWG): | |
| Torque(Lb-In) : | |
| Screw: | |
| Wire strip length: | |
| Withstanding Voltage: | 1.6KV |
| Safety Approval: | (cULus)pending |




Pitch 3.5mm (Left)
Poles 4p
EU04108100J0G*

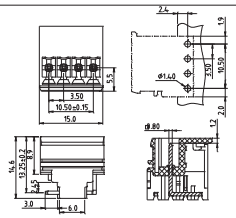

| | |
|---|---|
| Electrical: | cULus |
| Voltage rating: | 300V |
| Current rating: | 10A |
| Wire range: | |
| Solid wire(AWG): | |
| Stranded wire(AWG): | |
| Torque(Lb-In) : | |
| Screw: | |
| Wire strip length: | |
| Withstanding Voltage: | 1.6KV |
| Safety Approval: | (cULus)pending |




Pitch 3.5mm (Right)
Poles 5p
EU05108000J0G*

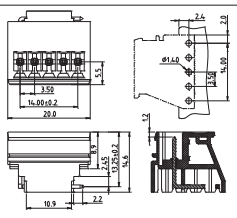

| | |
|---|---|
| Electrical: | cULus |
| Voltage rating: | 300V |
| Current rating: | 10A |
| Wire range: | |
| Solid wire(AWG): | |
| Stranded wire(AWG): | |
| Torque(Lb-In) : | |
| Screw: | |
| Wire strip length: | |
| Withstanding Voltage: | 1.6KV |
| Safety Approval: | (cULus)pending |




Pitch 3.5mm (Left)
Poles 5p
EU05108100J0G*

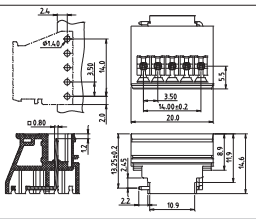

| | |
|---|---|
| Electrical: | cULus |
| Voltage rating: | 300V |
| Current rating: | 10A |
| Wire range: | |
| Solid wire(AWG): | |
| Stranded wire(AWG): | |
| Torque(Lb-In) : | |
| Screw: | |
| Wire strip length: | |
| Withstanding Voltage: | 1.6KV |
| Safety Approval: | (cULus)pending |

## PART NUMBERS

EU | XX Number of contacts | X Pitch | 0 | X Color | X Direction of pin | X X X X X

**Solid Block**

For 5.0 Pitch
02 to 04 2 to 4 contacts

For 3.5 Pitch
03 to 05 3 to 5 contacts

| | |
|---|---|
| 1 | 3.5/.138" |
| 7 | 5.0/.197" |

| | |
|---|---|
| 0 | Black |
| 5 | Green (RAL 6018/T) |
| 6 | Blue |
| 8 | Grey (RAL 7035/D) |
| C | Green (RAL 6018/U) |

| | |
|---|---|
| 0 | Right |
| 1 | Left |

00J0 Standard

Any special item by customer request, please contact sales department.

| | |
|---|---|
| G | RoHS compliant (lead<4% ) In copper Alloy |
| H | RoHS compliant (lead<1000ppm ) In copper Alloy |

For more information,
please contact: Communications@fci.com
or visit us at www.fci.com/terminalblocks

**Disclaimer**
Please note that the above information is subject to change without notice.

# SCREW PLUGGABLE SYSTEM

NC



Pitch 5.0mm - Right-angle
Poles 2p~24p
NCxx718100J0G*
Number of poles

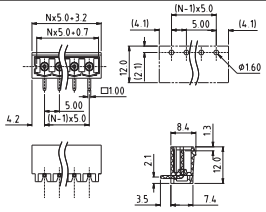

| | |
|---|---|
| Electrical: | cULus |
| Voltage rating: | 300V |
| Current rating: | 8A |
| Wire range: | |
| Solid wire(AWG): | |
| Stranded wire(AWG): | |
| Torque(Lb-In) : | |
| Screw: | |
| Wire strip length: | |
| Withstanding Voltage: | 1.6KV |
| Safety Approval: | cULus |

NC



Pitch 5.0 mm - Vertical
Poles 2p~24p
NCxx718000J0G*
Number of poles

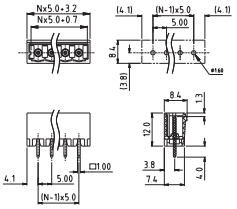

| | |
|---|---|
| Electrical: | cULus |
| Voltage rating: | 300V |
| Current rating: | 8A |
| Wire range: | |
| Solid wire(AWG): | |
| Stranded wire(AWG): | |
| Torque(Lb-In) : | |
| Screw: | |
| Wire strip length: | |
| Withstanding Voltage: | 1.6KV |
| Safety Approval: | cULus |

NC



Pitch 5.0mm - Right-angle
With hook holder
(100% protected against mismating)
Poles 2p~24p
NCxx728100J0G*
Number of poles

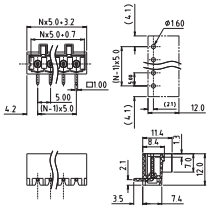

| | |
|---|---|
| Electrical: | cULus |
| Voltage rating: | 300V |
| Current rating: | 8A |
| Wire range: | |
| Solid wire(AWG): | |
| Stranded wire(AWG): | |
| Torque(Lb-In) : | |
| Screw: | |
| Wire strip length: | |
| Withstanding Voltage: | 1.6KV |
| Safety Approval: | cULus |

NC



Pitch 5.0mm - Vertical
With hook holder
(100% protected against mismating)
Poles 2p~24p
NCxx728000J0G*
Number of poles

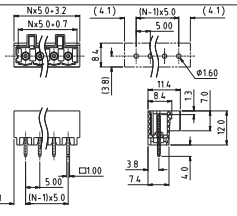

| | |
|---|---|
| Electrical: | cULus |
| Voltage rating: | 300V |
| Current rating: | 8A |
| Wire range: | |
| Solid wire(AWG): | |
| Stranded wire(AWG): | |
| Torque(Lb-In) : | |
| Screw: | |
| Wire strip length: | |
| Withstanding Voltage: | 1.6KV |
| Safety Approval: | cULus |

NC



Pitch 7.5mm - Right-angle
Poles 2p~16p
NCxxA18100J0G*
Number of poles

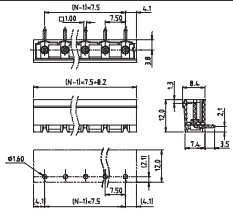

| | |
|---|---|
| Electrical: | cULus |
| Voltage rating: | 300V |
| Current rating: | 8A |
| Wire range: | |
| Solid wire(AWG): | |
| Stranded wire(AWG): | |
| Torque(Lb-In) : | |
| Screw: | |
| Wire strip length: | |
| Withstanding Voltage: | 1.6KV |
| Safety Approval: | ( cULus )Pending |

NC



Pitch 7.5mm - Vertical
Poles 2p~16p
NCxxA18000J0G*
Number of poles

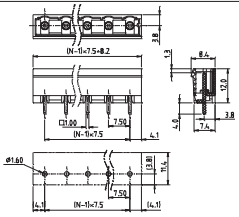

| | |
|---|---|
| Electrical: | cULus |
| Voltage rating: | 300V |
| Current rating: | 8A |
| Wire range: | |
| Solid wire(AWG): | |
| Stranded wire(AWG): | |
| Torque(Lb-In) : | |
| Screw: | |
| Wire strip length: | |
| Withstanding Voltage: | 1.6KV |
| Safety Approval: | ( cULus )Pending |

NC



Pitch 7.5mm - Right-angle
With hook holder
(100% protected against mismating)
Poles 2p~16p
NCxxA28100J0G*
Number of poles

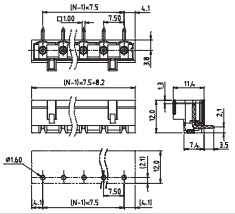

| | |
|---|---|
| Electrical: | cULus |
| Voltage rating: | 300V |
| Current rating: | 8A |
| Wire range: | |
| Solid wire(AWG): | |
| Stranded wire(AWG): | |
| Torque(Lb-In) : | |
| Screw: | |
| Wire strip length: | |
| Withstanding Voltage: | 1.6KV |
| Safety Approval: | ( cULus )Pending |

NC



Pitch 7.5mm - Vertical
With hook holder
(100% protected against mismating)
Poles 2p~16p
NCxxA28000J0G*
Number of poles

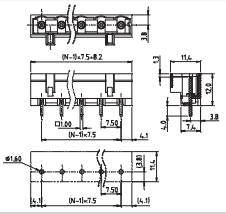

| | |
|---|---|
| Electrical: | cULus |
| Voltage rating: | 300V |
| Current rating: | 8A |
| Wire range: | |
| Solid wire(AWG): | |
| Stranded wire(AWG): | |
| Torque(Lb-In) : | |
| Screw: | |
| Wire strip length: | |
| Withstanding Voltage: | 1.6KV |
| Safety Approval: | ( cULus )Pending |

# SCREW PLUGGABLE SYSTEM

## PART NUMBERS

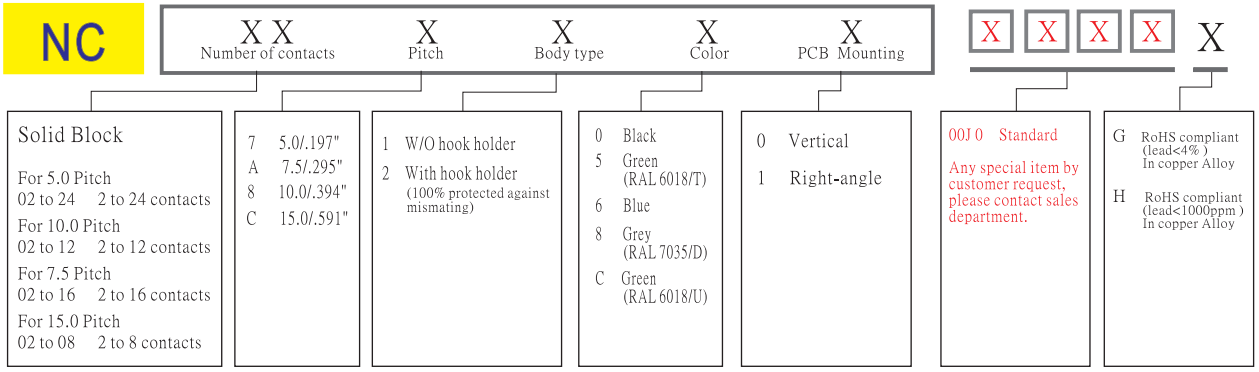

# SCREW PLUGGABLE SYSTEM




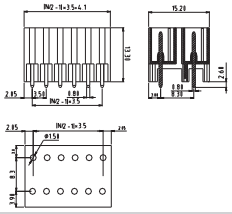

| Electrical: | cULus |
|---|---|
| Voltage rating: | 160V |
| Current rating: | 5.5A |
| Wire range: | |
| Solid wire(AWG): | |
| Stranded wire(AWG): | |
| Torque(Lb-In) : | |
| Screw: | |
| Wire strip length: | |
| Withstanding Voltage: | 1.32KV |
| Safety Approval: | cULus |




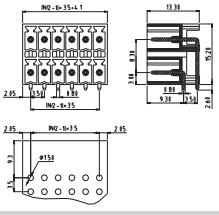

| Electrical: | cULus |
|---|---|
| Voltage rating: | 160V |
| Current rating: | 5.5A |
| Wire range: | |
| Solid wire(AWG): | |
| Stranded wire(AWG): | |
| Torque(Lb-In) : | |
| Screw: | |
| Wire strip length: | |
| Withstanding Voltage: | 1.32KV |
| Safety Approval: | cULus |




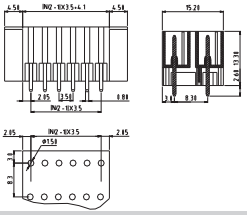

| Electrical: | cULus |
|---|---|
| Voltage rating: | 160V |
| Current rating: | 5.5A |
| Wire range: | |
| Solid wire(AWG): | |
| Stranded wire(AWG): | |
| Torque(Lb-In) : | |
| Screw: | |
| Wire strip length: | |
| Withstanding Voltage: | 1.32KV |
| Safety Approval: | cULus |




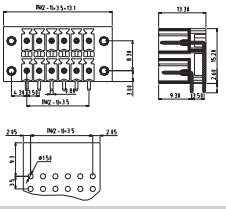

| Electrical: | cULus |
|---|---|
| Voltage rating: | 160V |
| Current rating: | 5.5A |
| Wire range: | |
| Solid wire(AWG): | |
| Stranded wire(AWG): | |
| Torque(Lb-In) : | |
| Screw: | |
| Wire strip length: | |
| Withstanding Voltage: | 1.32KV |
| Safety Approval: | cULus |

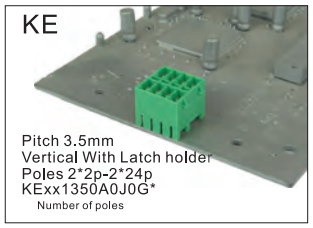


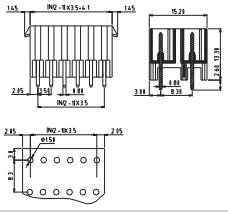

| Electrical: | cULus |
|---|---|
| Voltage rating: | 160V |
| Current rating: | 5.5A |
| Wire range: | |
| Solid wire(AWG): | |
| Stranded wire(AWG): | |
| Torque(Lb-In) : | |
| Screw: | |
| Wire strip length: | |
| Withstanding Voltage: | 1.32KV |
| Safety Approval: | cULus |




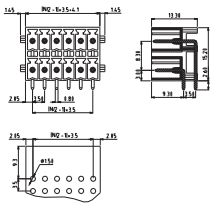

| Electrical: | cULus |
|---|---|
| Voltage rating: | 160V |
| Current rating: | 5.5A |
| Wire range: | |
| Solid wire(AWG): | |
| Stranded wire(AWG): | |
| Torque(Lb-In) : | |
| Screw: | |
| Wire strip length: | |
| Withstanding Voltage: | 1.32KV |
| Safety Approval: | cULus |




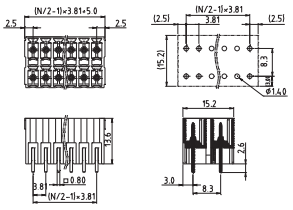

| Electrical: | cULus |
|---|---|
| Voltage rating: | 300V |
| Current rating: | 5.5A |
| Wire range: | |
| Solid wire(AWG): | |
| Stranded wire(AWG): | |
| Torque(Lb-In) : | |
| Screw: | |
| Wire strip length: | |
| Withstanding Voltage: | 1.6KV |
| Safety Approval: | cULus |




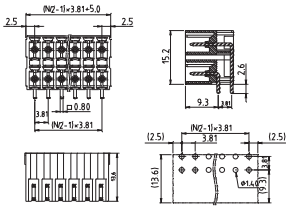

| Electrical: | cULus |
|---|---|
| Voltage rating: | 300V |
| Current rating: | 5.5A |
| Wire range: | |
| Solid wire(AWG): | |
| Stranded wire(AWG): | |
| Torque(Lb-In) : | |
| Screw: | |
| Wire strip length: | |
| Withstanding Voltage: | 1.6KV |
| Safety Approval: | cULus |

# SCREW PLUGGABLE SYSTEM




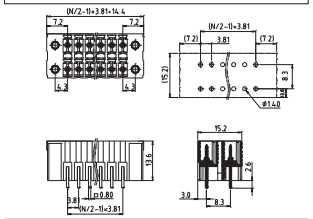

| | |
|---|---|
| Electrical: | cULus |
| Voltage rating: | 300V |
| Current rating: | 5.5A |
| Wire range: | |
| Solid wire(AWG): | |
| Stranded wire(AWG): | |
| Torque(Lb-In) : | |
| Screw: | |
| Wire strip length: | |
| Withstanding Voltage: | 1.6KV |
| Safety Approval: | cULus |




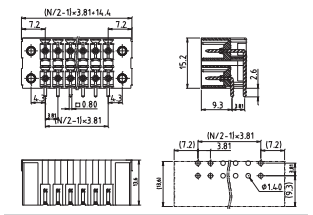

| | |
|---|---|
| Electrical: | cULus |
| Voltage rating: | 300V |
| Current rating: | 5.5A |
| Wire range: | |
| Solid wire(AWG): | |
| Stranded wire(AWG): | |
| Torque(Lb-In) : | |
| Screw: | |
| Wire strip length: | |
| Withstanding Voltage: | 1.6KV |
| Safety Approval: | cULus |




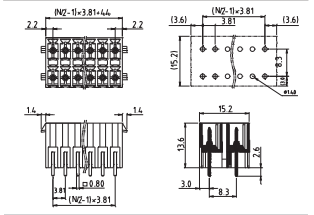

| | |
|---|---|
| Electrical: | cULus |
| Voltage rating: | 300V |
| Current rating: | 5.5A |
| Wire range: | |
| Solid wire(AWG): | |
| Stranded wire(AWG): | |
| Torque(Lb-In) : | |
| Screw: | |
| Wire strip length: | |
| Withstanding Voltage: | 1.6KV |
| Safety Approval: | cULus |




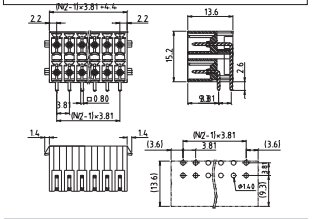

| | |
|---|---|
| Electrical: | cULus |
| Voltage rating: | 300V |
| Current rating: | 5.5A |
| Wire range: | |
| Solid wire(AWG): | |
| Stranded wire(AWG): | |
| Torque(Lb-In) : | |
| Screw: | |
| Wire strip length: | |
| Withstanding Voltage: | 1.6KV |
| Safety Approval: | cULus |




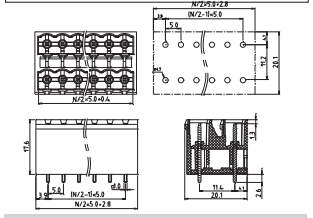

| | |
|---|---|
| Electrical: | cULus |
| Voltage rating: | 300V |
| Current rating: | 12A |
| Wire range: | |
| Solid wire(AWG): | |
| Stranded wire(AWG): | |
| Torque(Lb-In) : | |
| Screw: | |
| Wire strip length: | |
| Withstanding Voltage: | 1.6KV |
| Safety Approval: | cULus |




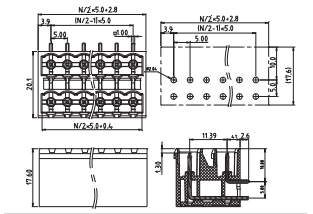

| | |
|---|---|
| Electrical: | cULus |
| Voltage rating: | 300V |
| Current rating: | 12A |
| Wire range: | |
| Solid wire(AWG): | |
| Stranded wire(AWG): | |
| Torque(Lb-In) : | |
| Screw: | |
| Wire strip length: | |
| Withstanding Voltage: | 1.6KV |
| Safety Approval: | cULus |




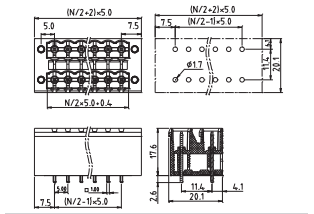

| | |
|---|---|
| Electrical: | cULus |
| Voltage rating: | 300V |
| Current rating: | 12A |
| Wire range: | |
| Solid wire(AWG): | |
| Stranded wire(AWG): | |
| Torque(Lb-In) : | |
| Screw: | |
| Wire strip length: | |
| Withstanding Voltage: | 1.6KV |
| Safety Approval: | cULus |




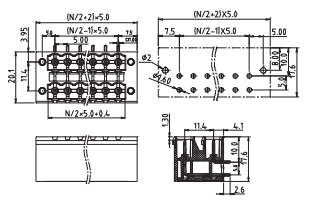

| | |
|---|---|
| Electrical: | cULus |
| Voltage rating: | 300V |
| Current rating: | 12A |
| Wire range: | |
| Solid wire(AWG): | |
| Stranded wire(AWG): | |
| Torque(Lb-In) : | |
| Screw: | |
| Wire strip length: | |
| Withstanding Voltage: | 1.6KV |
| Safety Approval: | cULus |

For more information,
please contact: Communications@fci.com
or visit us at www.fci.com/terminalblocks

**Disclaimer**
Please note that the above information is subject to change without notice.

# SCREW PLUGGABLE SYSTEM




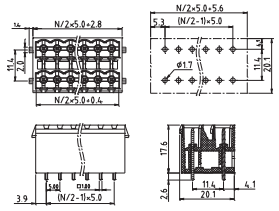

| | |
|---|---|
| Electrical: | cULus |
| Voltage rating: | 300V |
| Current rating: | 12A |
| Wire range: | |
| Solid wire(AWG): | |
| Stranded wire(AWG): | |
| Torque(Lb-In) : | |
| Screw: | |
| Wire strip length: | |
| Withstanding Voltage: | 1.6KV |
| Safety Approval: | cULus |




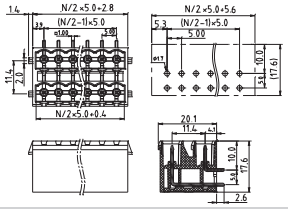

| | |
|---|---|
| Electrical: | cULus |
| Voltage rating: | 300V |
| Current rating: | 12A |
| Wire range: | |
| Solid wire(AWG): | |
| Stranded wire(AWG): | |
| Torque(Lb-In) : | |
| Screw: | |
| Wire strip length: | |
| Withstanding Voltage: | 1.6KV |
| Safety Approval: | cULus |




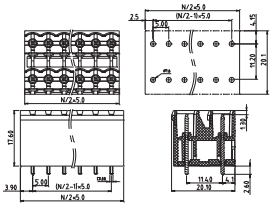

| | |
|---|---|
| Electrical: | cULus |
| Voltage rating: | 300V |
| Current rating: | 12A |
| Wire range: | |
| Solid wire(AWG): | |
| Stranded wire(AWG): | |
| Torque(Lb-In) : | |
| Screw: | |
| Wire strip length: | |
| Withstanding Voltage: | 1.6KV |
| Safety Approval: | cULus |




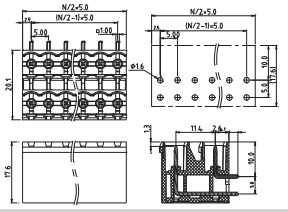

| | |
|---|---|
| Electrical: | cULus |
| Voltage rating: | 300V |
| Current rating: | 12A |
| Wire range: | |
| Solid wire(AWG): | |
| Stranded wire(AWG): | |
| Torque(Lb-In) : | |
| Screw: | |
| Wire strip length: | |
| Withstanding Voltage: | 1.6KV |
| Safety Approval: | cULus |




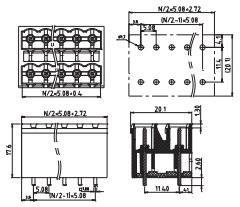

| | |
|---|---|
| Electrical: | cULus |
| Voltage rating: | 300V |
| Current rating: | 12A |
| Wire range: | |
| Solid wire(AWG): | |
| Stranded wire(AWG): | |
| Torque(Lb-In) : | |
| Screw: | |
| Wire strip length: | |
| Withstanding Voltage: | 1.6KV |
| Safety Approval: | cULus |




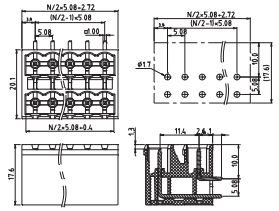

| | |
|---|---|
| Electrical: | cULus |
| Voltage rating: | 300V |
| Current rating: | 12A |
| Wire range: | |
| Solid wire(AWG): | |
| Stranded wire(AWG): | |
| Torque(Lb-In) : | |
| Screw: | |
| Wire strip length: | |
| Withstanding Voltage: | 1.6KV |
| Safety Approval: | cULus |




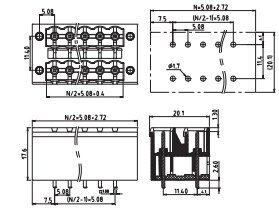

| | |
|---|---|
| Electrical: | cULus |
| Voltage rating: | 300V |
| Current rating: | 12A |
| Wire range: | |
| Solid wire(AWG): | |
| Stranded wire(AWG): | |
| Torque(Lb-In) : | |
| Screw: | |
| Wire strip length: | |
| Withstanding Voltage: | 1.6KV |
| Safety Approval: | cULus |




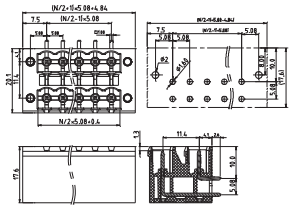

| | |
|---|---|
| Electrical: | cULus |
| Voltage rating: | 300V |
| Current rating: | 12A |
| Wire range: | |
| Solid wire(AWG): | |
| Stranded wire(AWG): | |
| Torque(Lb-In) : | |
| Screw: | |
| Wire strip length: | |
| Withstanding Voltage: | 1.6KV |
| Safety Approval: | cULus |

# SCREW PLUGGABLE SYSTEM




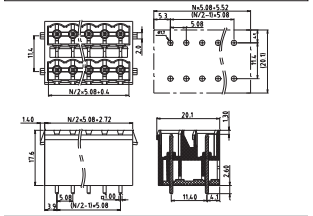

| | |
|---|---|
| Electrical: | cULus |
| Voltage rating: | 300V |
| Current rating: | 12A |
| Wire range: | |
| Solid wire(AWG): | |
| Stranded wire(AWG): | |
| Torque(Lb-In) : | |
| Screw: | |
| Wire strip length: | |
| Withstanding Voltage: | 1.6KV |
| Safety Approval: | cULus |




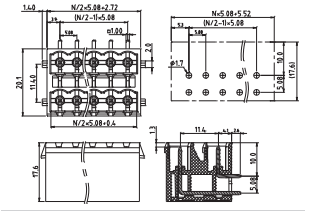

| | |
|---|---|
| Electrical: | cULus |
| Voltage rating: | 300V |
| Current rating: | 12A |
| Wire range: | |
| Solid wire(AWG): | |
| Stranded wire(AWG): | |
| Torque(Lb-In) : | |
| Screw: | |
| Wire strip length: | |
| Withstanding Voltage: | 1.6KV |
| Safety Approval: | cULus |

## PART NUMBERS

**KE** | XX Number of contacts | X Pitch | X Body Type | X Color | X PCB Mounting | XXXXX

**Number of contacts**
Solid Block
For 3.5 & 3.81 Pitch
04 to 48 2*2 to 24 contacts
For 7.0 & 7.62 Pitch
04 to 24 2*2 to 12 contacts

**Pitch**
1 3.5/.138"
2 7.00/.275"
3 3.81/.15"
4 7.62/.30"

**Body Type**
1 Close
2 With Flange
3 With Latch holder

**Color**
0 Black
5 Green (RAL 6018/T)
6 Blue
8 Grey
C Green (RAL 6018/U)

**PCB Mounting**
0 Vertical
1 Right-angle

**XXXXX**
00J 0 THR Type
A0J 0 DIP Type
Any special item by customer request, please contact sales department.

**X**
G RoHS compliant (lead<4% ) In copper Alloy
H RoHS compliant (lead<1000ppm ) In copper Alloy

**KE** | XX Number of contacts | X Pitch | X Body Type | X Color | X PCB Mounting | XXXXX

**Number of contacts**
Solid Block
For 5.0 & 5.08 Pitch
04 to 48 2*2 to 24 contacts
For 10.0 & 10.16 Pitch
04 to 24 2*2 to 12 contacts

**Pitch**
5 5.08/.20"
6 10.16/.40"
7 5.0/.197"
8 10.0/.394"

**Body Type**
1 Close
2 With Flange
3 With Latch holder
4 Open (only 5.0 pitch)

**Color**
THR type
0 Black
Dip type
0 Black
5 Green (RAL 6018/T)
6 Blue
8 Grey
C Green (RAL 6018/U)

**PCB Mounting**
THR type
0 Vertical
1 Right-angle
Dip type
2 Vertical
3 Right-angle

**XXXXX**
00J 0 Standard
Any special item by customer request, please contact sales department.

**X**
G RoHS compliant (lead<4% ) In copper Alloy
H RoHS compliant (lead<1000ppm ) In copper Alloy

For more information,
please contact: Communications@fci.com
or visit us at www.fci.com/terminalblocks

**Disclaimer**
Please note that the above information is subject to change without notice.

# SCREW PLUGGABLE SYSTEM

## K3



Pitch 3.5mm
W/O Flange
Right-angle
Poles 3*2p-3*24p
K3xx1151A0J0G*
Number of poles

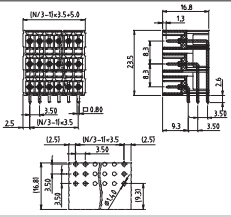

| | |
|---|---|
| Electrical: | cULus |
| Voltage rating: | 160V |
| Current rating: | 5.5A |
| Wire range: | |
| Solid wire(AWG): | |
| Stranded wire(AWG): | |
| Torque(Lb-In) : | |
| Screw: | |
| Wire strip length: | |
| Withstanding Voltage: | 1.32KV |
| Safety Approval: | ( cULus )Pending |

## K3



Pitch 3.5mm
With Flange
Right-angle
Poles 3*2p-3*24p
K3xx1251A0J0G*
Number of poles

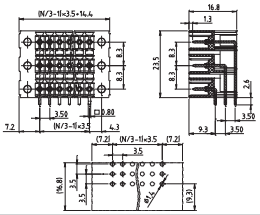

| | |
|---|---|
| Electrical: | cULus |
| Voltage rating: | 160V |
| Current rating: | 5.5A |
| Wire range: | |
| Solid wire(AWG): | |
| Stranded wire(AWG): | |
| Torque(Lb-In) : | |
| Screw: | |
| Wire strip length: | |
| Withstanding Voltage: | 1.32KV |
| Safety Approval: | ( cULus )Pending |

## K3



Pitch 3.5mm
With latch
Right-angle
Poles 3*2p-3*24p
K3xx1351A0J0G*
Number of poles

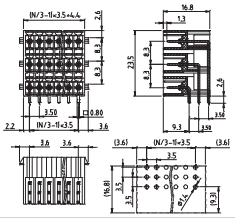

| | |
|---|---|
| Electrical: | cULus |
| Voltage rating: | 160V |
| Current rating: | 5.5A |
| Wire range: | |
| Solid wire(AWG): | |
| Stranded wire(AWG): | |
| Torque(Lb-In) : | |
| Screw: | |
| Wire strip length: | |
| Withstanding Voltage: | 1.32KV |
| Safety Approval: | ( cULus )Pending |

## K3



Pitch 3.5mm
W/O Flange
Vertical
Poles 3*2p-3*24p
K3xx1150A0J0G*
Number of poles

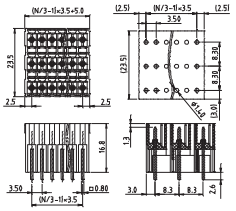

| | |
|---|---|
| Electrical: | cULus |
| Voltage rating: | 160V |
| Current rating: | 5.5A |
| Wire range: | |
| Solid wire(AWG): | |
| Stranded wire(AWG): | |
| Torque(Lb-In) : | |
| Screw: | |
| Wire strip length: | |
| Withstanding Voltage: | 1.32KV |
| Safety Approval: | ( cULus )Pending |

## K3



Pitch 3.5mm
With Flange
Vertical
Poles 3*2p-3*24p
K3xx1250A0J0G*
Number of poles

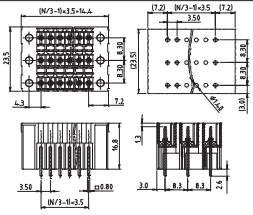

| | |
|---|---|
| Electrical: | cULus |
| Voltage rating: | 160V |
| Current rating: | 5.5A |
| Wire range: | |
| Solid wire(AWG): | |
| Stranded wire(AWG): | |
| Torque(Lb-In) : | |
| Screw: | |
| Wire strip length: | |
| Withstanding Voltage: | 1.32KV |
| Safety Approval: | ( cULus )Pending |

## K3



Pitch 3.5mm
With Latch
Vertical
Poles 3*2p-3*24p
K3xx1350A0J0G*
Number of poles

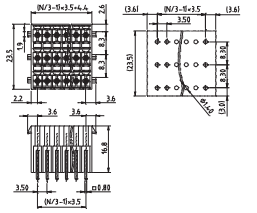

| | |
|---|---|
| Electrical: | cULus |
| Voltage rating: | 160V |
| Current rating: | 5.5A |
| Wire range: | |
| Solid wire(AWG): | |
| Stranded wire(AWG): | |
| Torque(Lb-In) : | |
| Screw: | |
| Wire strip length: | |
| Withstanding Voltage: | 1.32KV |
| Safety Approval: | ( cULus )Pending |

# SCREW PLUGGABLE SYSTEM

## PART NUMBERS

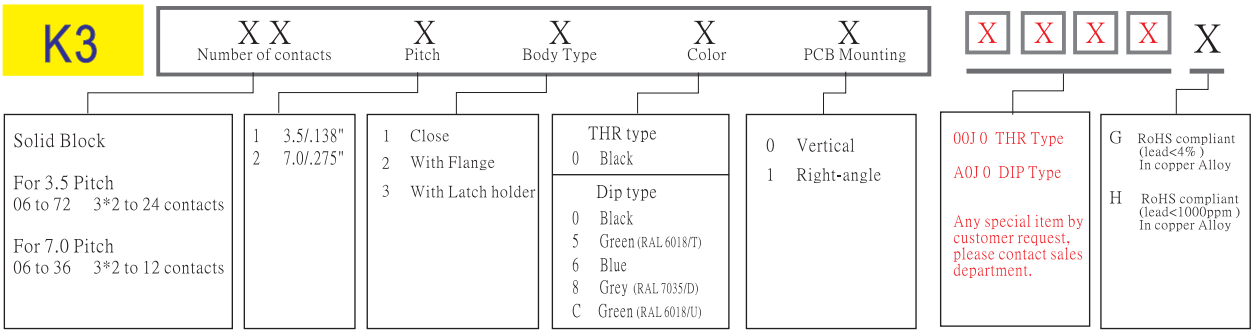




**Disclaimer**
Please note that the above information is subject to change without notice.

# SCREW PLUGGABLE SYSTEM




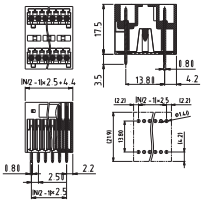

| Electrical: | cULus |
|---|---|
| Voltage rating: | 150V |
| Current rating: | 4A |
| Wire range: | |
| Solid wire(AWG): | |
| Stranded wire(AWG): | |
| Withstanding Voltage: | 1.30KV |
| Safety Approval: | cULus |




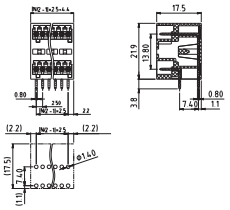

| Electrical: | cULus |
|---|---|
| Voltage rating: | 150V |
| Current rating: | 4A |
| Wire range: | |
| Solid wire(AWG): | |
| Stranded wire(AWG): | |
| Withstanding Voltage: | 1.30KV |
| Safety Approval: | cULus |




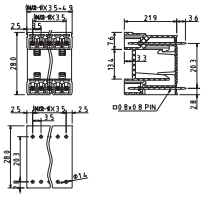

| Electrical: | cULus |
|---|---|
| Voltage rating: | 300V |
| Current rating: | 10A |
| Wire range: | |
| Solid wire(AWG): | |
| Stranded wire(AWG): | |
| Withstanding Voltage: | 1.6KV |
| Safety Approval: | cULus |




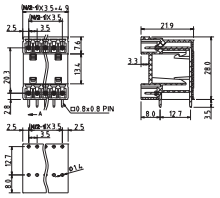

| Electrical: | cULus |
|---|---|
| Voltage rating: | 300V |
| Current rating: | 10A |
| Wire range: | |
| Solid wire(AWG): | |
| Stranded wire(AWG): | |
| Withstanding Voltage: | 1.6KV |
| Safety Approval: | cULus |




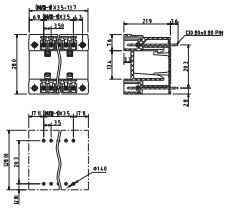

| Electrical: | cULus |
|---|---|
| Voltage rating: | 300V |
| Current rating: | 10A |
| Wire range: | |
| Solid wire(AWG): | |
| Stranded wire(AWG): | |
| Withstanding Voltage: | 1.6KV |
| Safety Approval: | cULus |




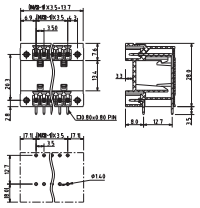

| Electrical: | cULus |
|---|---|
| Voltage rating: | 300V |
| Current rating: | 10A |
| Wire range: | |
| Solid wire(AWG): | |
| Stranded wire(AWG): | |
| Withstanding Voltage: | 1.6KV |
| Safety Approval: | cULus |




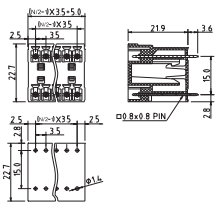

| Electrical: | cULus |
|---|---|
| Voltage rating: | 300V |
| Current rating: | 8A |
| Wire range: | |
| Solid wire(AWG): | |
| Stranded wire(AWG): | |
| Withstanding Voltage: | 1.6KV |
| Safety Approval: | cULus |




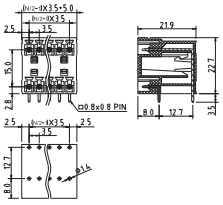

| Electrical: | cULus |
|---|---|
| Voltage rating: | 300V |
| Current rating: | 8A |
| Wire range: | |
| Solid wire(AWG): | |
| Stranded wire(AWG): | |
| Withstanding Voltage: | 1.6KV |
| Safety Approval: | cULus |

# SCREW PLUGGABLE SYSTEM




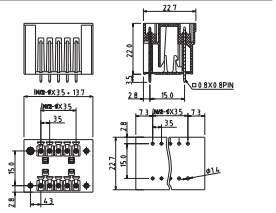

| Electrical: | cULus |
|---|---|
| Voltage rating: | 300V |
| Current rating: | 8A |
| Wire range: | |
| Solid wire(AWG): | |
| Stranded wire(AWG): | |
| Withstanding Voltage: | 1.6KV |
| Safety Approval: | cULus |




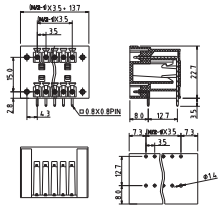

| Electrical: | cULus |
|---|---|
| Voltage rating: | 300V |
| Current rating: | 8A |
| Wire range: | |
| Solid wire(AWG): | |
| Stranded wire(AWG): | |
| Withstanding Voltage: | 1.6KV |
| Safety Approval: | cULus |




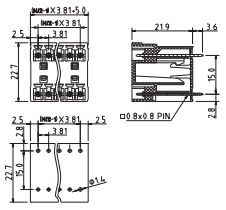

| Electrical: | cULus |
|---|---|
| Voltage rating: | 300V |
| Current rating: | 10A |
| Wire range: | |
| Solid wire(AWG): | |
| Stranded wire(AWG): | |
| Withstanding Voltage: | 1.6KV |
| Safety Approval: | cULus |




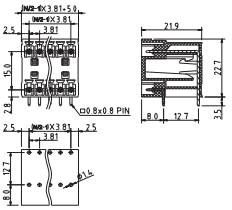

| Electrical: | cULus |
|---|---|
| Voltage rating: | 300V |
| Current rating: | 10A |
| Wire range: | |
| Solid wire(AWG): | |
| Stranded wire(AWG): | |
| Withstanding Voltage: | 1.6KV |
| Safety Approval: | cULus |




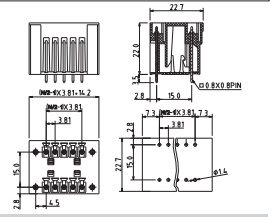

| Electrical: | cULus |
|---|---|
| Voltage rating: | 300V |
| Current rating: | 10A |
| Wire range: | |
| Solid wire(AWG): | |
| Stranded wire(AWG): | |
| Withstanding Voltage: | 1.6KV |
| Safety Approval: | cULus |




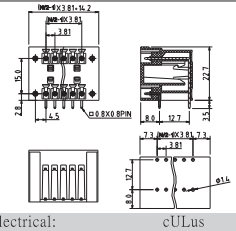

| Electrical: | cULus |
|---|---|
| Voltage rating: | 300V |
| Current rating: | 10A |
| Wire range: | |
| Solid wire(AWG): | |
| Stranded wire(AWG): | |
| Withstanding Voltage: | 1.6KV |
| Safety Approval: | cULus |




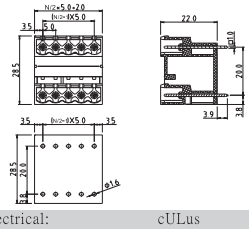

| Electrical: | cULus |
|---|---|
| Voltage rating: | 300V |
| Current rating: | 20A |
| Wire range: | |
| Solid wire(AWG): | |
| Stranded wire(AWG): | |
| Withstanding Voltage: | 1.6KV |
| Safety Approval: | cULus |




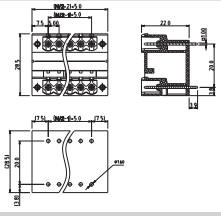

| Electrical: | cULus |
|---|---|
| Voltage rating: | 300V |
| Current rating: | 20A |
| Wire range: | |
| Solid wire(AWG): | |
| Stranded wire(AWG): | |
| Withstanding Voltage: | 1.6KV |
| Safety Approval: | cULus |

For more information,
please contact: Communications@fci.com
or visit us at www.fci.com/terminalblocks

**Disclaimer**
Please note that the above information is subject to change without notice.

# SCREW PLUGGABLE SYSTEM




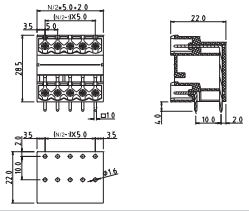

| | |
|---|---|
| Electrical: | cULus |
| Voltage rating: | 300V |
| Current rating: | 20A |
| Wire range: | |
| Solid wire(AWG): | |
| Stranded wire(AWG): | |
| Withstanding Voltage: | 1.6KV |
| Safety Approval: | cULus |




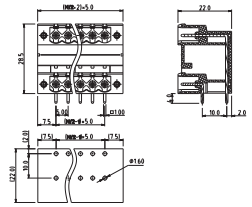

| | |
|---|---|
| Electrical: | cULus |
| Voltage rating: | 300V |
| Current rating: | 20A |
| Wire range: | |
| Solid wire(AWG): | |
| Stranded wire(AWG): | |
| Withstanding Voltage: | 1.6KV |
| Safety Approval: | cULus |




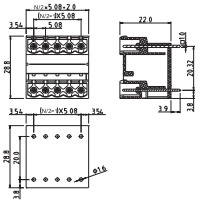

| | |
|---|---|
| Electrical: | cULus |
| Voltage rating: | 300V |
| Current rating: | 20A |
| Wire range: | |
| Solid wire(AWG): | |
| Stranded wire(AWG): | |
| Withstanding Voltage: | 1.6KV |
| Safety Approval: | cULus |




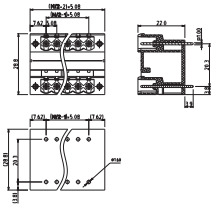

| | |
|---|---|
| Electrical: | cULus |
| Voltage rating: | 300V |
| Current rating: | 20A |
| Wire range: | |
| Solid wire(AWG): | |
| Stranded wire(AWG): | |
| Withstanding Voltage: | 1.6KV |
| Safety Approval: | cULus |




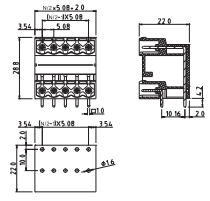

| | |
|---|---|
| Electrical: | cULus |
| Voltage rating: | 300V |
| Current rating: | 20A |
| Wire range: | |
| Solid wire(AWG): | |
| Stranded wire(AWG): | |
| Withstanding Voltage: | 1.6KV |
| Safety Approval: | cULus |




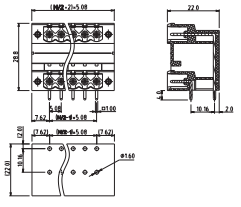

| | |
|---|---|
| Electrical: | cULus |
| Voltage rating: | 300V |
| Current rating: | 20A |
| Wire range: | |
| Solid wire(AWG): | |
| Stranded wire(AWG): | |
| Withstanding Voltage: | 1.6KV |
| Safety Approval: | cULus |

# SCREW PLUGGABLE SYSTEM

## PART NUMBERS

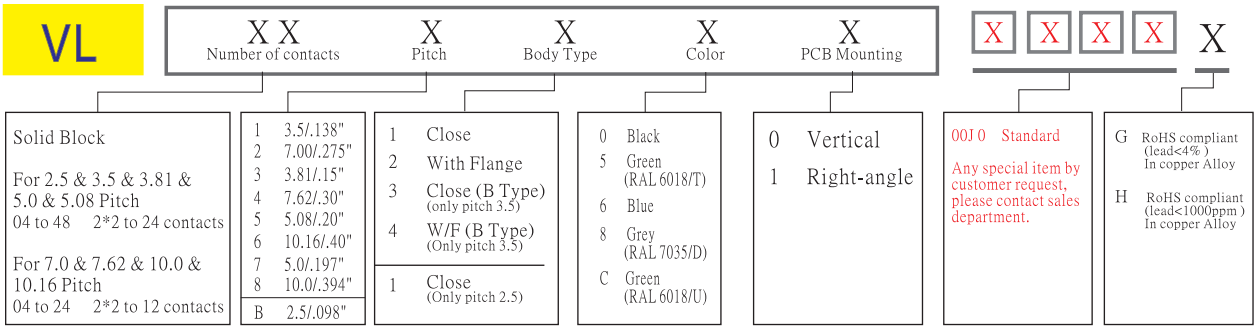


For more information,
please contact: Communications@fci.com
or visit us at www.fci.com/terminalblocks

**Disclaimer**
Please note that the above information is subject to change without notice.

# SCREW PLUGGABLE SYSTEM

VF



Pitch 3.81mm
Close Vertical
Poles 2*2p~2*24p
VFxx315000J0G*
Number of poles

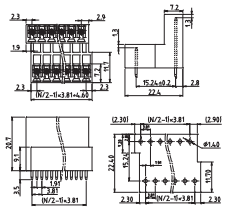

| Electrical: | cULus |
|---|---|
| Voltage rating: | 300V |
| Current rating: | 10A |
| Wire range: | |
| Solid wire(AWG): | |
| Stranded wire(AWG): | |
| Withstanding Voltage: | 1.6KV |
| Safety Approval: | cULus |

VF



Pitch 3.81mm
With Flange
Vertical
Poles 2*2p~2*24p
VFxx325000J0G*
Number of poles

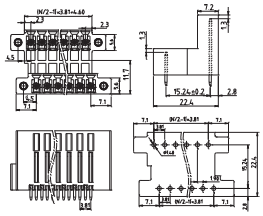

| Electrical: | cULus |
|---|---|
| Voltage rating: | 300V |
| Current rating: | 10A |
| Wire range: | |
| Solid wire(AWG): | |
| Stranded wire(AWG): | |
| Withstanding Voltage: | 1.6KV |
| Safety Approval: | cULus |

VF



Pitch 3.81mm
Close Right-angle
Poles 2*2p~2*24p
VFxx315100J0G*
Number of poles

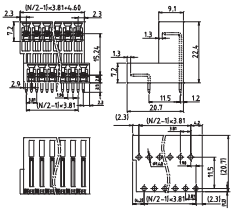

| Electrical: | cULus |
|---|---|
| Voltage rating: | 300V |
| Current rating: | 10A |
| Wire range: | |
| Solid wire(AWG): | |
| Stranded wire(AWG): | |
| Withstanding Voltage: | 1.6KV |
| Safety Approval: | cULus |

VF



Pitch 3.81mm
With Flange
Right-angle
Poles 2*2p~2*24p
VFxx325100J0G*
Number of poles

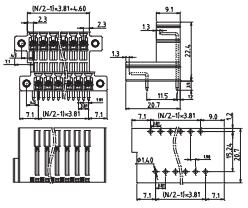

| Electrical: | cULus |
|---|---|
| Voltage rating: | 300V |
| Current rating: | 10A |
| Wire range: | |
| Solid wire(AWG): | |
| Stranded wire(AWG): | |
| Withstanding Voltage: | 1.6KV |
| Safety Approval: | cULus |

VF



Pitch 5.0mm
Open Vertical
Poles 2*2p~2*24p
VFxx705000J0G*
Number of poles

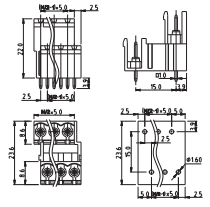

| Electrical: | cULus |
|---|---|
| Voltage rating: | 300V |
| Current rating: | 10A |
| Wire range: | |
| Solid wire(AWG): | |
| Stranded wire(AWG): | |
| Withstanding Voltage: | 1.6KV |
| Safety Approval: | cULus |

VF



Pitch 5.0mm
Open Right-angle
Poles 2*2p~2*24p
VFxx705100J0G*
Number of poles

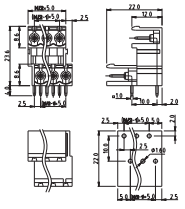

| Electrical: | cULus |
|---|---|
| Voltage rating: | 300V |
| Current rating: | 10A |
| Wire range: | |
| Solid wire(AWG): | |
| Stranded wire(AWG): | |
| Withstanding Voltage: | 1.6KV |
| Safety Approval: | cULus |

VF



Pitch 5.0mm
Close Vertical
Poles 2*2p~2*24p
VFxx715000J0G*
Number of poles

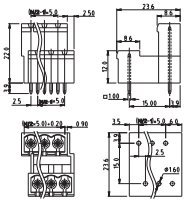

| Electrical: | cULus |
|---|---|
| Voltage rating: | 300V |
| Current rating: | 10A |
| Wire range: | |
| Solid wire(AWG): | |
| Stranded wire(AWG): | |
| Withstanding Voltage: | 1.6KV |
| Safety Approval: | cULus |

VF



Pitch 5.0mm
With Flange
Vertical
Poles 2*2p~2*24p
VFxx725000J0G*
Number of poles

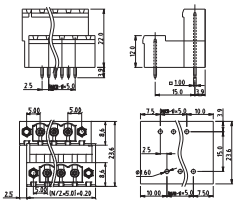

| Electrical: | cULus |
|---|---|
| Voltage rating: | 300V |
| Current rating: | 10A |
| Wire range: | |
| Solid wire(AWG): | |
| Stranded wire(AWG): | |
| Withstanding Voltage: | 1.6KV |
| Safety Approval: | cULus |

# SCREW PLUGGABLE SYSTEM

VF



Pitch 5.0mm
Close Right-angle
Poles 2*2p~2*24p
VFxx715100J0G*
Number of poles

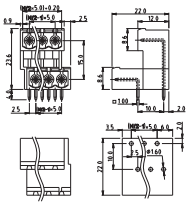

| Electrical: | cULus |
|---|---|
| Voltage rating: | 300V |
| Current rating: | 10A |
| Wire range: | |
| Solid wire(AWG): | |
| Stranded wire(AWG): | |
| Withstanding Voltage: | 1.6KV |
| Safety Approval: | cULus |

VF



Pitch 5.0mm
With Flange
Right-angle
Poles 2*2p~2*24p
VFxx725100J0G*
Number of poles

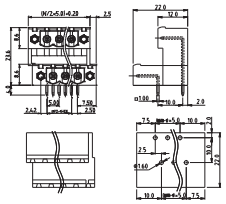

| Electrical: | cULus |
|---|---|
| Voltage rating: | 300V |
| Current rating: | 10A |
| Wire range: | |
| Solid wire(AWG): | |
| Stranded wire(AWG): | |
| Withstanding Voltage: | 1.6KV |
| Safety Approval: | cULus |

VF



Pitch 5.08mm
Open Vertical
Poles 2*2p~2*24p
VFxx505000J0G*
Number of poles

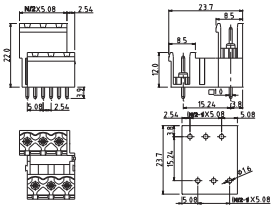

| Electrical: | cULus |
|---|---|
| Voltage rating: | 300V |
| Current rating: | 10A |
| Wire range: | |
| Solid wire(AWG): | |
| Stranded wire(AWG): | |
| Withstanding Voltage: | 1.6KV |
| Safety Approval: | cULus |

VF



Pitch 5.08mm
Open Right-angle
Poles 2*2p~2*24p
VFxx505100J0G*
Number of poles

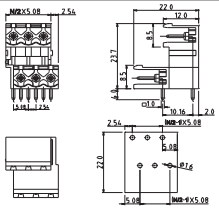

| Electrical: | cULus |
|---|---|
| Voltage rating: | 300V |
| Current rating: | 10A |
| Wire range: | |
| Solid wire(AWG): | |
| Stranded wire(AWG): | |
| Withstanding Voltage: | 1.6KV |
| Safety Approval: | cULus |

VF



Pitch 5.08mm
Close Vertical
Poles 2*2p~2*24p
VFxx515000J0G*
Number of poles

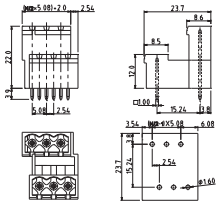

| Electrical: | cULus |
|---|---|
| Voltage rating: | 300V |
| Current rating: | 10A |
| Wire range: | |
| Solid wire(AWG): | |
| Stranded wire(AWG): | |
| Withstanding Voltage: | 1.6KV |
| Safety Approval: | cULus |

VF



Pitch 5.08mm
With Flange
Vertical
Poles 2*2p~2*24p
VFxx525000J0G*
Number of poles

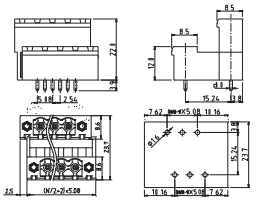

| Electrical: | cULus |
|---|---|
| Voltage rating: | 300V |
| Current rating: | 10A |
| Wire range: | |
| Solid wire(AWG): | |
| Stranded wire(AWG): | |
| Withstanding Voltage: | 1.6KV |
| Safety Approval: | cULus |

VF



Pitch 5.08mm
Close Right-angle
Poles 2*2p~2*24p
VFxx515100J0G*
Number of poles

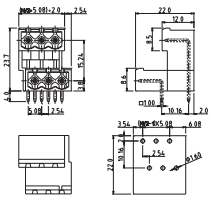

| Electrical: | cULus |
|---|---|
| Voltage rating: | 300V |
| Current rating: | 10A |
| Wire range: | |
| Solid wire(AWG): | |
| Stranded wire(AWG): | |
| Withstanding Voltage: | 1.6KV |
| Safety Approval: | cULus |

VF



Pitch 5.08mm
With Flange
Right-angle
Poles 2*2p~2*24p
VFxx525100J0G*
Number of poles

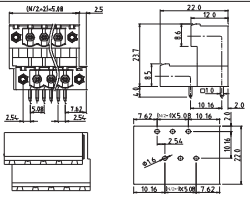

| Electrical: | cULus |
|---|---|
| Voltage rating: | 300V |
| Current rating: | 10A |
| Wire range: | |
| Solid wire(AWG): | |
| Stranded wire(AWG): | |
| Withstanding Voltage: | 1.6KV |
| Safety Approval: | cULus |

For more information,
please contact: Communications@fci.com
or visit us at www.fci.com/terminalblocks

**Disclaimer**
Please note that the above information is subject to change without notice.

# SCREW PLUGGABLE SYSTEM

## PART NUMBERS

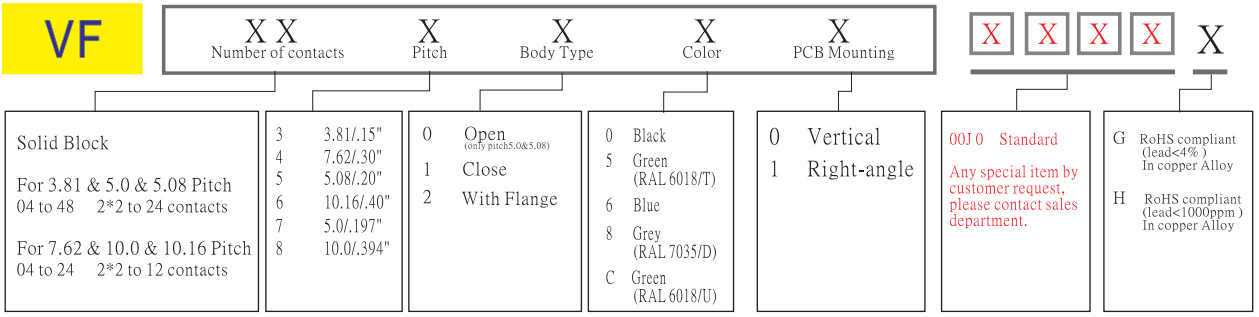

# SCREW PLUGGABLE SYSTEM




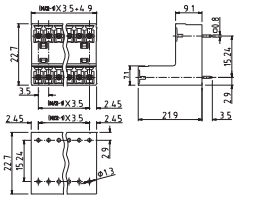

| Electrical: | cULus |
|---|---|
| Voltage rating: | 300V |
| Current rating: | 10A |
| Wire range: | |
| Solid wire(AWG): | |
| Stranded wire(AWG): | |
| Withstanding Voltage: | 1.6KV |
| Safety Approval: | cULus |




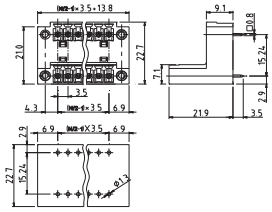

| Electrical: | cULus |
|---|---|
| Voltage rating: | 300V |
| Current rating: | 10A |
| Wire range: | |
| Solid wire(AWG): | |
| Stranded wire(AWG): | |
| Withstanding Voltage: | 1.6KV |
| Safety Approval: | cULus |




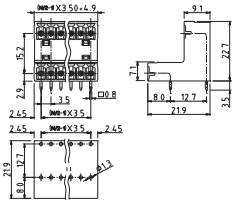

| Electrical: | cULus |
|---|---|
| Voltage rating: | 300V |
| Current rating: | 10A |
| Wire range: | |
| Solid wire(AWG): | |
| Stranded wire(AWG): | |
| Withstanding Voltage: | 1.6KV |
| Safety Approval: | cULus |




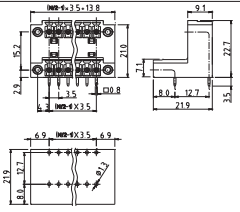

| Electrical: | cULus |
|---|---|
| Voltage rating: | 300V |
| Current rating: | 10A |
| Wire range: | |
| Solid wire(AWG): | |
| Stranded wire(AWG): | |
| Withstanding Voltage: | 1.6KV |
| Safety Approval: | cULus |




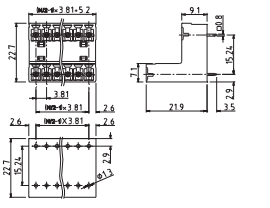

| Electrical: | cULus |
|---|---|
| Voltage rating: | 300V |
| Current rating: | 10A |
| Wire range: | |
| Solid wire(AWG): | |
| Stranded wire(AWG): | |
| Withstanding Voltage: | 1.6KV |
| Safety Approval: | cULus |




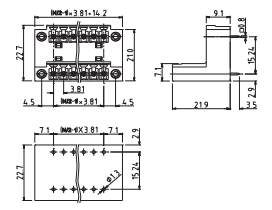

| Electrical: | cULus |
|---|---|
| Voltage rating: | 300V |
| Current rating: | 10A |
| Wire range: | |
| Solid wire(AWG): | |
| Stranded wire(AWG): | |
| Withstanding Voltage: | 1.6KV |
| Safety Approval: | cULus |




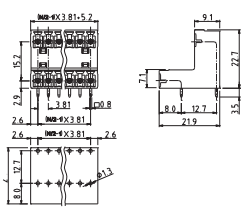

| Electrical: | cULus |
|---|---|
| Voltage rating: | 300V |
| Current rating: | 10A |
| Wire range: | |
| Solid wire(AWG): | |
| Stranded wire(AWG): | |
| Withstanding Voltage: | 1.6KV |
| Safety Approval: | cULus |




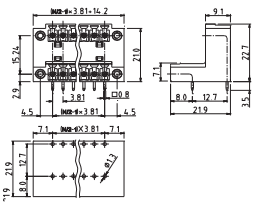

| Electrical: | cULus |
|---|---|
| Voltage rating: | 300V |
| Current rating: | 10A |
| Wire range: | |
| Solid wire(AWG): | |
| Stranded wire(AWG): | |
| Withstanding Voltage: | 1.6KV |
| Safety Approval: | cULus |

For more information,
please contact: Communications@fci.com
or visit us at www.fci.com/terminalblocks

**Disclaimer**
Please note that the above information is subject to change without notice.

# SCREW PLUGGABLE SYSTEM

## PART NUMBERS

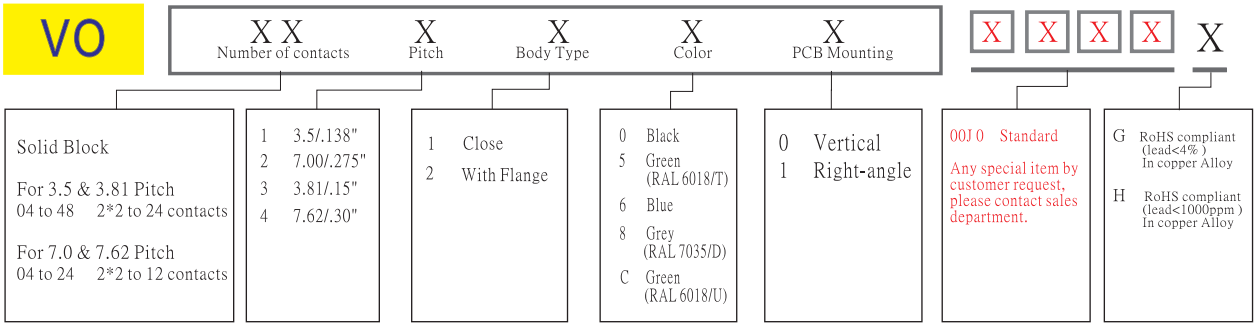

# SCREW PLUGGABLE SYSTEM




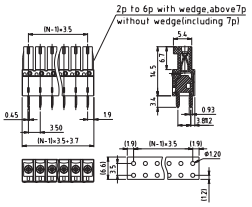


| Electrical: | cULus |
|---|---|
| Voltage rating: | 300V |
| Current rating: | 4A |
| Wire range: | |
| Solid wire(AWG): | |
| Stranded wire(AWG): | |
| Torque(Lb-In) : | |
| Screw: | |
| Wire strip length: | |
| Withstanding Voltage: | 1.6KV |
| Safety Approval: | cULus |




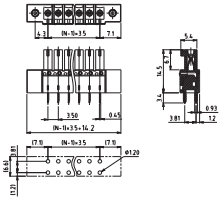

| Electrical: | cULus |
|---|---|
| Voltage rating: | 300V |
| Current rating: | 4A |
| Wire range: | |
| Solid wire(AWG): | |
| Stranded wire(AWG): | |
| Torque(Lb-In) : | |
| Screw: | |
| Wire strip length: | |
| Withstanding Voltage: | 1.6KV |
| Safety Approval: | cULus |




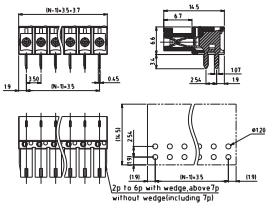


| Electrical: | cULus |
|---|---|
| Voltage rating: | 300V |
| Current rating: | 4A |
| Wire range: | |
| Solid wire(AWG): | |
| Stranded wire(AWG): | |
| Torque(Lb-In) : | |
| Screw: | |
| Wire strip length: | |
| Withstanding Voltage: | 1.6KV |
| Safety Approval: | cULus |




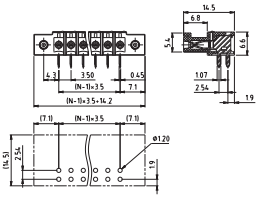

| Electrical: | cULus |
|---|---|
| Voltage rating: | 300V |
| Current rating: | 4A |
| Wire range: | |
| Solid wire(AWG): | |
| Stranded wire(AWG): | |
| Torque(Lb-In) : | |
| Screw: | |
| Wire strip length: | |
| Withstanding Voltage: | 1.6KV |
| Safety Approval: | cULus |




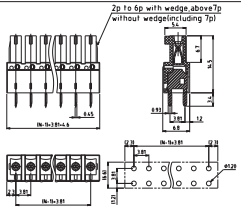


| Electrical: | cULus |
|---|---|
| Voltage rating: | 300V |
| Current rating: | 4A |
| Wire range: | |
| Solid wire(AWG): | |
| Stranded wire(AWG): | |
| Torque(Lb-In) : | |
| Screw: | |
| Wire strip length: | |
| Withstanding Voltage: | 1.6KV |
| Safety Approval: | cULus |




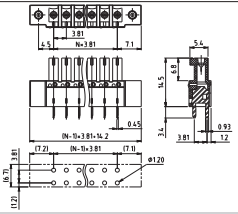

| Electrical: | cULus |
|---|---|
| Voltage rating: | 300V |
| Current rating: | 4A |
| Wire range: | |
| Solid wire(AWG): | |
| Stranded wire(AWG): | |
| Torque(Lb-In) : | |
| Screw: | |
| Wire strip length: | |
| Withstanding Voltage: | 1.6KV |
| Safety Approval: | cULus |




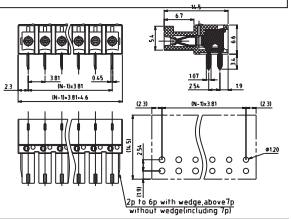


| Electrical: | cULus |
|---|---|
| Voltage rating: | 300V |
| Current rating: | 4A |
| Wire range: | |
| Solid wire(AWG): | |
| Stranded wire(AWG): | |
| Torque(Lb-In) : | |
| Screw: | |
| Wire strip length: | |
| Withstanding Voltage: | 1.6KV |
| Safety Approval: | cULus |




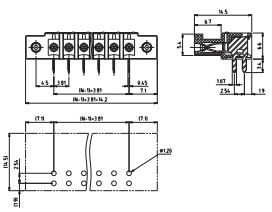

| Electrical: | cULus |
|---|---|
| Voltage rating: | 300V |
| Current rating: | 4A |
| Wire range: | |
| Solid wire(AWG): | |
| Stranded wire(AWG): | |
| Torque(Lb-In) : | |
| Screw: | |
| Wire strip length: | |
| Withstanding Voltage: | 1.6KV |
| Safety Approval: | cULus |

For more information,
please contact: Communications@fci.com
or visit us at www.fci.com/terminalblocks

**Disclaimer**
Please note that the above information is subject to change without notice.

# SCREW PLUGGABLE SYSTEM




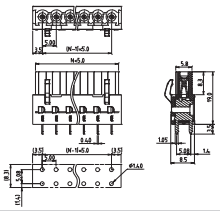

| Electrical: | cULus |
|---|---|
| Voltage rating: | 300V |
| Current rating: | 10A |
| Wire range: | |
| Solid wire(AWG): | |
| Stranded wire(AWG): | |
| Torque(Lb-In) : | |
| Screw: | |
| Wire strip length: | |
| Withstanding Voltage: | 1.6KV |
| Safety Approval: | cULus |




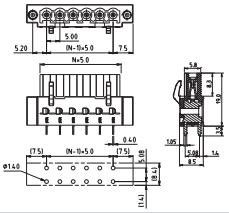

| Electrical: | cULus |
|---|---|
| Voltage rating: | 300V |
| Current rating: | 10A |
| Wire range: | |
| Solid wire(AWG): | |
| Stranded wire(AWG): | |
| Torque(Lb-In) : | |
| Screw: | |
| Wire strip length: | |
| Withstanding Voltage: | 1.6KV |
| Safety Approval: | cULus |




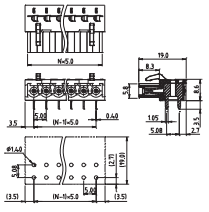

| Electrical: | cULus |
|---|---|
| Voltage rating: | 300V |
| Current rating: | 10A |
| Wire range: | |
| Solid wire(AWG): | |
| Stranded wire(AWG): | |
| Torque(Lb-In) : | |
| Screw: | |
| Wire strip length: | |
| Withstanding Voltage: | 1.6KV |
| Safety Approval: | cULus |




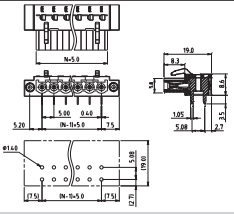

| Electrical: | cULus |
|---|---|
| Voltage rating: | 300V |
| Current rating: | 10A |
| Wire range: | |
| Solid wire(AWG): | |
| Stranded wire(AWG): | |
| Torque(Lb-In) : | |
| Screw: | |
| Wire strip length: | |
| Withstanding Voltage: | 1.6KV |
| Safety Approval: | cULus |




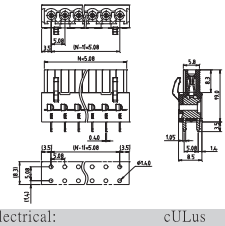

| Electrical: | cULus |
|---|---|
| Voltage rating: | 300V |
| Current rating: | 20A |
| Wire range: | |
| Solid wire(AWG): | |
| Stranded wire(AWG): | |
| Torque(Lb-In) : | |
| Screw: | |
| Wire strip length: | |
| Withstanding Voltage: | 1.6KV |
| Safety Approval: | cULus |




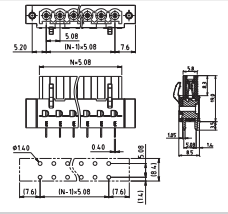

| Electrical: | cULus |
|---|---|
| Voltage rating: | 300V |
| Current rating: | 20A |
| Wire range: | |
| Solid wire(AWG): | |
| Stranded wire(AWG): | |
| Torque(Lb-In) : | |
| Screw: | |
| Wire strip length: | |
| Withstanding Voltage: | 1.6KV |
| Safety Approval: | cULus |




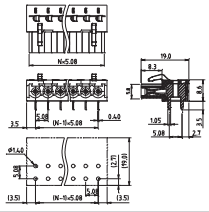

| Electrical: | cULus |
|---|---|
| Voltage rating: | 300V |
| Current rating: | 20A |
| Wire range: | |
| Solid wire(AWG): | |
| Stranded wire(AWG): | |
| Torque(Lb-In) : | |
| Screw: | |
| Wire strip length: | |
| Withstanding Voltage: | 1.6KV |
| Safety Approval: | cULus |




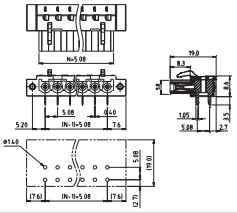

| Electrical: | cULus |
|---|---|
| Voltage rating: | 300V |
| Current rating: | 20A |
| Wire range: | |
| Solid wire(AWG): | |
| Stranded wire(AWG): | |
| Torque(Lb-In) : | |
| Screw: | |
| Wire strip length: | |
| Withstanding Voltage: | 1.6KV |
| Safety Approval: | cULus |

# SCREW PLUGGABLE SYSTEM




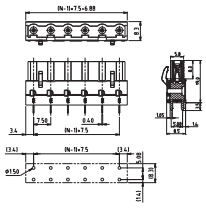

| Electrical: | cULus |
|---|---|
| Voltage rating: | 300V |
| Current rating: | 10A |
| Wire range: | |
| Solid wire(AWG): | |
| Stranded wire(AWG): | |
| Torque(Lb-In) : | |
| Screw: | |
| Wire strip length: | |
| Withstanding Voltage: | 1.6KV |
| Safety Approval: | cULus |




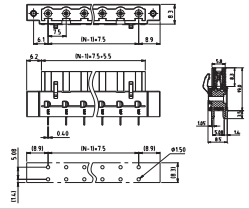

| Electrical: | cULus |
|---|---|
| Voltage rating: | 300V |
| Current rating: | 10A |
| Wire range: | |
| Solid wire(AWG): | |
| Stranded wire(AWG): | |
| Torque(Lb-In) : | |
| Screw: | |
| Wire strip length: | |
| Withstanding Voltage: | 1.6KV |
| Safety Approval: | cULus |




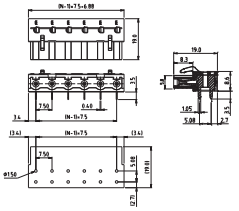

| Electrical: | cULus |
|---|---|
| Voltage rating: | 300V |
| Current rating: | 10A |
| Wire range: | |
| Solid wire(AWG): | |
| Stranded wire(AWG): | |
| Torque(Lb-In) : | |
| Screw: | |
| Wire strip length: | |
| Withstanding Voltage: | 1.6KV |
| Safety Approval: | cULus |




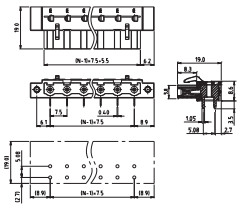

| Electrical: | cULus |
|---|---|
| Voltage rating: | 300V |
| Current rating: | 10A |
| Wire range: | |
| Solid wire(AWG): | |
| Stranded wire(AWG): | |
| Torque(Lb-In) : | |
| Screw: | |
| Wire strip length: | |
| Withstanding Voltage: | 1.6KV |
| Safety Approval: | cULus |




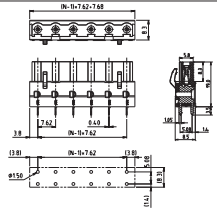

| Electrical: | cULus |
|---|---|
| Voltage rating: | 300V |
| Current rating: | 20A |
| Wire range: | |
| Solid wire(AWG): | |
| Stranded wire(AWG): | |
| Torque(Lb-In) : | |
| Screw: | |
| Wire strip length: | |
| Withstanding Voltage: | 1.6KV |
| Safety Approval: | cULus |




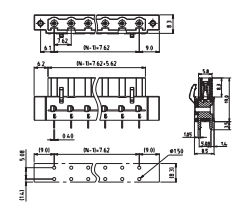

| Electrical: | cULus |
|---|---|
| Voltage rating: | 300V |
| Current rating: | 20A |
| Wire range: | |
| Solid wire(AWG): | |
| Stranded wire(AWG): | |
| Torque(Lb-In) : | |
| Screw: | |
| Wire strip length: | |
| Withstanding Voltage: | 1.6KV |
| Safety Approval: | cULus |




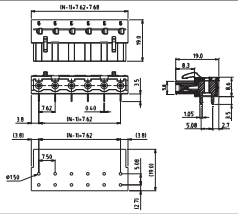

| Electrical: | cULus |
|---|---|
| Voltage rating: | 300V |
| Current rating: | 20A |
| Wire range: | |
| Solid wire(AWG): | |
| Stranded wire(AWG): | |
| Torque(Lb-In) : | |
| Screw: | |
| Wire strip length: | |
| Withstanding Voltage: | 1.6KV |
| Safety Approval: | cULus |




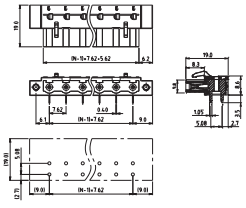

| Electrical: | cULus |
|---|---|
| Voltage rating: | 300V |
| Current rating: | 20A |
| Wire range: | |
| Solid wire(AWG): | |
| Stranded wire(AWG): | |
| Torque(Lb-In) : | |
| Screw: | |
| Wire strip length: | |
| Withstanding Voltage: | 1.6KV |
| Safety Approval: | cULus |

For more information,
please contact: Communications@fci.com
or visit us at www.fci.com/terminalblocks

**Disclaimer**
Please note that the above information is subject to change without notice.

# SCREW PLUGGABLE SYSTEM

## PART NUMBERS

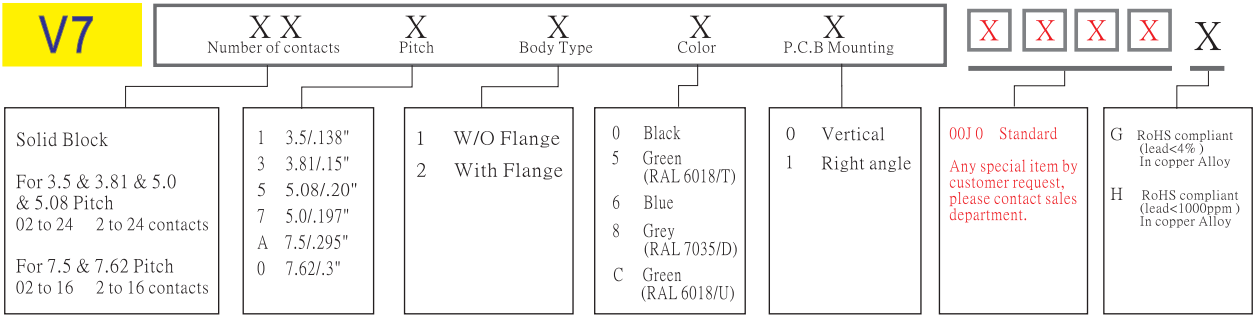

# SCREW PLUGGABLE SYSTEM




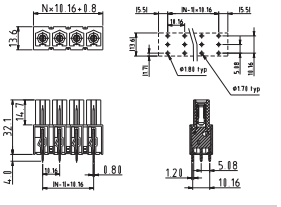

| Electrical: | cULus | IEC |
|---|---|---|
| Voltage rating: | 300V | 1000V |
| Current rating: | 55A | 76A |
| Wire range: | | |
| Solid wire(AWG): | | |
| Stranded wire(AWG): | | |
| Torque(Lb-In) : | | |
| Screw: | | |
| Wire strip length: | | |
| Withstanding Voltage: | 1.6KV | 8KV |
| Safety Approval: | cULus | |




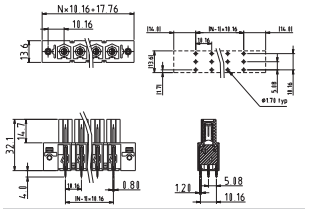

| Electrical: | cULus | IEC |
|---|---|---|
| Voltage rating: | 300V | 1000V |
| Current rating: | 55A | 76A |
| Wire range: | | |
| Solid wire(AWG): | | |
| Stranded wire(AWG): | | |
| Torque(Lb-In) : | | |
| Screw: | | |
| Wire strip length: | | |
| Withstanding Voltage: | 1.6KV | 8KV |
| Safety Approval: | cULus | |




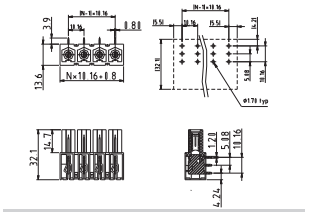

| Electrical: | cULus | IEC |
|---|---|---|
| Voltage rating: | 300V | 1000V |
| Current rating: | 55A | 76A |
| Wire range: | | |
| Solid wire(AWG): | | |
| Stranded wire(AWG): | | |
| Torque(Lb-In) : | | |
| Screw: | | |
| Wire strip length: | | |
| Withstanding Voltage: | 1.6KV | 8KV |
| Safety Approval: | cULus | |




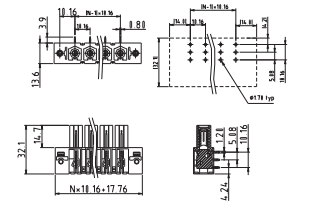

| Electrical: | cULus | IEC |
|---|---|---|
| Voltage rating: | 300V | 1000V |
| Current rating: | 55A | 76A |
| Wire range: | | |
| Solid wire(AWG): | | |
| Stranded wire(AWG): | | |
| Torque(Lb-In) : | | |
| Screw: | | |
| Wire strip length: | | |
| Withstanding Voltage: | 1.6KV | 8KV |
| Safety Approval: | cULus | |




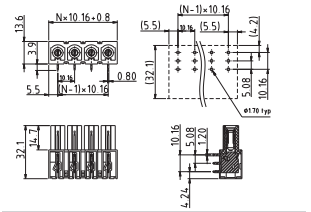

| Electrical: | cULus | IEC |
|---|---|---|
| Voltage rating: | 300V | 1000V |
| Current rating: | 55A | 76A |
| Wire range: | | |
| Solid wire(AWG): | | |
| Stranded wire(AWG): | | |
| Torque(Lb-In) : | | |
| Screw: | | |
| Wire strip length: | | |
| Withstanding Voltage: | 1.6KV | 8KV |
| Safety Approval: | cULus | |




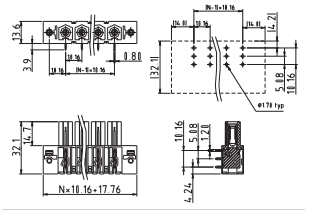

| Electrical: | cULus | IEC |
|---|---|---|
| Voltage rating: | 300V | 1000V |
| Current rating: | 55A | 76A |
| Wire range: | | |
| Solid wire(AWG): | | |
| Stranded wire(AWG): | | |
| Torque(Lb-In) : | | |
| Screw: | | |
| Wire strip length: | | |
| Withstanding Voltage: | 1.6KV | 8KV |
| Safety Approval: | cULus | |

For more information,
please contact: Communications@fci.com
or visit us at www.fci.com/terminalblocks

**Disclaimer**
Please note that the above information is subject to change without notice.

# SCREW PLUGGABLE SYSTEM

## PART NUMBERS

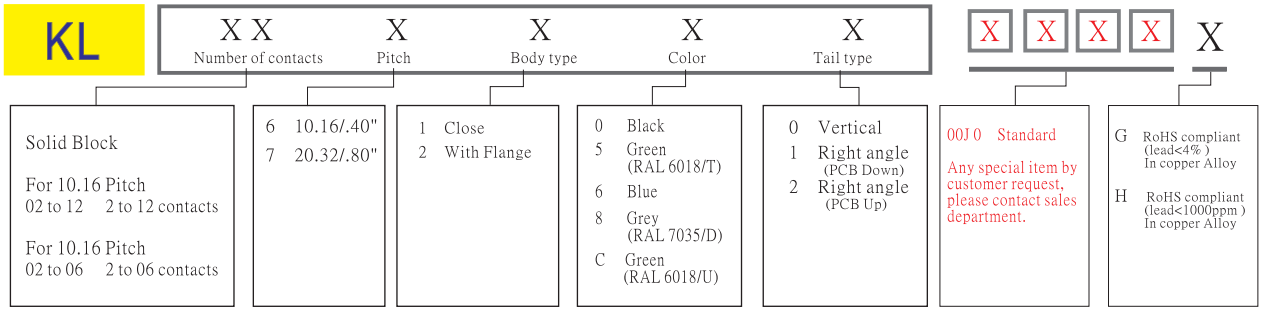

# SCREW PLUGGABLE SYSTEM

V5



Pitch 3.81mm
Bottom cover fixed type
Poles 2p~24p
V5xx315000J0G*
Number of poles

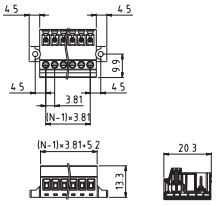

| Electrical: | cULus |
|---|---|
| Voltage rating: | 300V |
| Current rating: | 8A |
| Wire range: | |
| Solid wire(AWG): | 14-28 |
| Stranded wire(AWG): | 14-28 |
| Torque(Lb-In) : | 2.2 |
| Screw: | M2 |
| Wire strip length: | 6mm |
| Withstanding Voltage: | 1.6KV |
| Safety Approval: | cULus |

V5



Pitch 3.81mm - With Flange
Bottom cover fixed type
Poles 2p~24p
V5xx315100J0G*
Number of poles

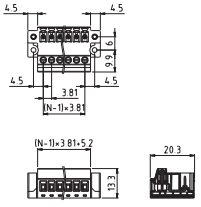

| Electrical: | cULus |
|---|---|
| Voltage rating: | 300V |
| Current rating: | 8A |
| Wire range: | |
| Solid wire(AWG): | 14-28 |
| Stranded wire(AWG): | 14-28 |
| Torque(Lb-In) : | 2.2 |
| Screw: | M2 |
| Wire strip length: | 6mm |
| Withstanding Voltage: | 1.6KV |
| Safety Approval: | cULus |

V5



Pitch 3.81mm
Dinrail holder A type
Poles 3p~24p
V5xx315200J0G*
Number of poles

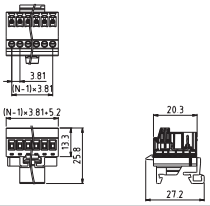

| Electrical: | cULus |
|---|---|
| Voltage rating: | 300V |
| Current rating: | 8A |
| Wire range: | |
| Solid wire(AWG): | 14-28 |
| Stranded wire(AWG): | 14-28 |
| Torque(Lb-In) : | 2.2 |
| Screw: | M2 |
| Wire strip length: | 6mm |
| Withstanding Voltage: | 1.6KV |
| Safety Approval: | cULus |

V5



Pitch 3.81mm - With Flange
Dinrail holder A type
Poles 3p~24p
V5xx315300J0G*
Number of poles

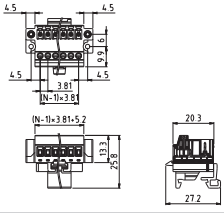

| Electrical: | cULus |
|---|---|
| Voltage rating: | 300V |
| Current rating: | 8A |
| Wire range: | |
| Solid wire(AWG): | 14-28 |
| Stranded wire(AWG): | 14-28 |
| Torque(Lb-In) : | 2.2 |
| Screw: | M2 |
| Wire strip length: | 6mm |
| Withstanding Voltage: | 1.6KV |
| Safety Approval: | cULus |

V5



Pitch 5.08mm
Bottom cover fixed type
Poles 2p~24p
V5xx515000J0G*
Number of poles

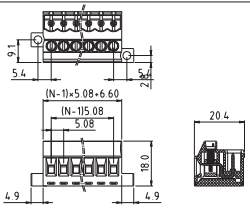

| Electrical: | cULus |
|---|---|
| Voltage rating: | 300V |
| Current rating: | 12A |
| Wire range: | |
| Solid wire(AWG): | 12-30 |
| Stranded wire(AWG): | 12-30 |
| Torque(Lb-In) : | 5.2 |
| Screw: | M3 |
| Wire strip length: | 6- 7mm |
| Withstanding Voltage: | 1.6KV |
| Safety Approval: | cULus |

V5



Pitch 5.08mm - With Flange
Bottom cover fixed type
Poles 2p~24p
V5xx515100J0G*
Number of poles

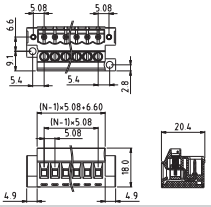

| Electrical: | cULus |
|---|---|
| Voltage rating: | 300V |
| Current rating: | 12A |
| Wire range: | |
| Solid wire(AWG): | 12-30 |
| Stranded wire(AWG): | 12-30 |
| Torque(Lb-In) : | 5.2 |
| Screw: | M3 |
| Wire strip length: | 6- 7mm |
| Withstanding Voltage: | 1.6KV |
| Safety Approval: | cULus |

V5



Pitch 5.08mm
Dinrail holder A type
Poles 2p~24p
V5xx515200J0G*
Number of poles

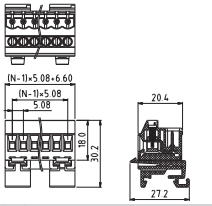

| Electrical: | cULus |
|---|---|
| Voltage rating: | 300V |
| Current rating: | 12A |
| Wire range: | |
| Solid wire(AWG): | 12-30 |
| Stranded wire(AWG): | 12-30 |
| Torque(Lb-In) : | 5.2 |
| Screw: | M3 |
| Wire strip length: | 6- 7mm |
| Withstanding Voltage: | 1.6KV |
| Safety Approval: | cULus |

V5



Pitch 5.08mm - With Flange
Dinrail holder A type
Poles 2p~24p
V5xx515300J0G*
Number of poles

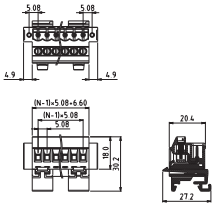

| Electrical: | cULus |
|---|---|
| Voltage rating: | 300V |
| Current rating: | 12A |
| Wire range: | |
| Solid wire(AWG): | 12-30 |
| Stranded wire(AWG): | 12-30 |
| Torque(Lb-In) : | 5.2 |
| Screw: | M3 |
| Wire strip length: | 6- 7mm |
| Withstanding Voltage: | 1.6KV |
| Safety Approval: | cULus |

For more information,
please contact: Communications@fci.com
or visit us at www.fci.com/terminalblocks

**Disclaimer**
Please note that the above information is subject to change without notice.

# SCREW PLUGGABLE SYSTEM

V5



Pitch 5.08mm
Dinrail holder B type
Poles 2p~24p
V5xx515400J0G*
Number of poles

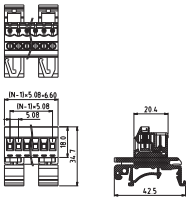

| Electrical: | cULus |
|---|---|
| Voltage rating: | 300V |
| Current rating: | 12A |
| Wire range: | |
| Solid wire(AWG): | 12-30 |
| Stranded wire(AWG): | 12-30 |
| Torque(Lb-In) : | 5.2 |
| Screw: | M3 |
| Wire strip length: | 6- 7mm |
| Withstanding Voltage: | 1.6KV |
| Safety Approval: | cULus |

V5



Pitch 5.08mm - With Flange
Dinrail holder B type
Poles 2p~24p
V5xx515500J0G*
Number of poles

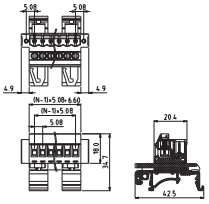

| Electrical: | cULus |
|---|---|
| Voltage rating: | 300V |
| Current rating: | 12A |
| Wire range: | |
| Solid wire(AWG): | 12-30 |
| Stranded wire(AWG): | 12-30 |
| Torque(Lb-In) : | 5.2 |
| Screw: | M3 |
| Wire strip length: | 6- 7mm |
| Withstanding Voltage: | 1.6KV |
| Safety Approval: | cULus |

## PART NUMBERS

**V5** | XX Number of contacts | X Pitch | X Screw & Clamp | X Color | X Body type | X X X X | X

**Number of contacts**
Solid Block

For 3.81 & 5.08 Pitch
02 to 24 2 to 24 contacts

For 7.62 & 10.16 Pitch
02 to 12 2 to 12 contacts

**Pitch**
3 3.81/.15"
5 5.08/.20"
4 7.62/.30"
6 10.16/.40"

**Screw & Clamp**
0 "-/+"Combination type W/Brass Machined Clamp
1 "-"Slot type W/Brass Machined Clamp

**Color**
0 Black
5 Green (RAL 6018/T)
6 Blue
8 Grey (RAL 7035/D)
C Green (RAL 6018/U)

**Body type**
0 W/O Flange (Bottom cover fixed type)
1 With Flange (Bottom cover fixed type)
2 W/O Flange (Dinrail holder A type)
3 With Flange (Dinrail holder A type)
4 W/O Flange (Dinrail holder B type)
5 With Flange (Dinrail holder B type)

**X X X X**
00J 0 Standard (Steel screw plating $Cr^{3+}$)
Any special item by customer request, please contact sales department.

**X**
G RoHS compliant (lead<4% ) In copper Alloy
H RoHS compliant (lead<1000ppm ) In copper Alloy

# SCREW PLUGGABLE SYSTEM

## V9



Pitch 5.08mm
Bottom cover fixed type
Poles 2p~24p
V9xx515000J0G*
Number of poles

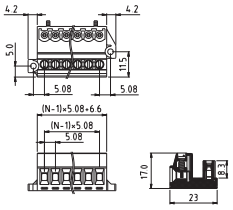

| Electrical: | cULus |
|---|---|
| Voltage rating: | 300V |
| Current rating: | 12A |
| Wire range: | |
| Solid wire(AWG): | 12-30 |
| Stranded wire(AWG): | 12-30 |
| Torque(Lb-In) : | 5.2 |
| Screw: | M3 |
| Wire strip length: | 6- 7mm |
| Withstanding Voltage: | 1.6KV |
| Safety Approval: | cULus |

## V9



Pitch 5.08mm - With Flange
Bottom cover fixed type
Poles 2p~24p
V9xx515100J0G*
Number of poles

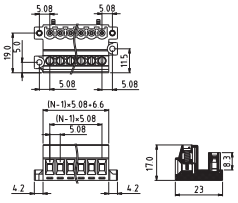

| Electrical: | cULus |
|---|---|
| Voltage rating: | 300V |
| Current rating: | 12A |
| Wire range: | |
| Solid wire(AWG): | 12-30 |
| Stranded wire(AWG): | 12-30 |
| Torque(Lb-In) : | 5.2 |
| Screw: | M3 |
| Wire strip length: | 6- 7mm |
| Withstanding Voltage: | 1.6KV |
| Safety Approval: | cULus |

## V9



Pitch 5.08mm
Dinrail holder A type
Poles 2p~24p
V9xx515200J0G*
Number of poles

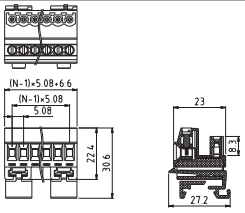

| Electrical: | cULus |
|---|---|
| Voltage rating: | 300V |
| Current rating: | 12A |
| Wire range: | |
| Solid wire(AWG): | 12-30 |
| Stranded wire(AWG): | 12-30 |
| Torque(Lb-In) : | 5.2 |
| Screw: | M3 |
| Wire strip length: | 6- 7mm |
| Withstanding Voltage: | 1.6KV |
| Safety Approval: | cULus |

## V9



Pitch 5.08mm - With Flange
Dinrail holder A type
Poles 2p~24p
V9xx515300J0G*
Number of poles

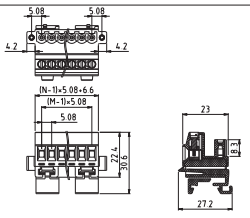

| Electrical: | cULus |
|---|---|
| Voltage rating: | 300V |
| Current rating: | 12A |
| Wire range: | |
| Solid wire(AWG): | 12-30 |
| Stranded wire(AWG): | 12-30 |
| Torque(Lb-In) : | 5.2 |
| Screw: | M3 |
| Wire strip length: | 6- 7mm |
| Withstanding Voltage: | 1.6KV |
| Safety Approval: | cULus |

## V9



Pitch 5.08mm
Dinrail holder B type
Poles 2p~24p
V9xx515400J0G*
Number of poles

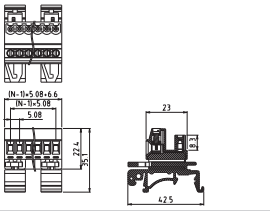

| Electrical: | cULus |
|---|---|
| Voltage rating: | 300V |
| Current rating: | 12A |
| Wire range: | |
| Solid wire(AWG): | 12-30 |
| Stranded wire(AWG): | 12-30 |
| Torque(Lb-In) : | 5.2 |
| Screw: | M3 |
| Wire strip length: | 6- 7mm |
| Withstanding Voltage: | 1.6KV |
| Safety Approval: | cULus |

## V9



Pitch 5.08mm - With Flange
Dinrail holder B type
Poles 2p~24p
V9xx515500J0G*
Number of poles

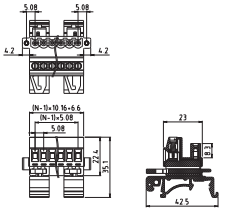

| Electrical: | cULus |
|---|---|
| Voltage rating: | 300V |
| Current rating: | 12A |
| Wire range: | |
| Solid wire(AWG): | 12-30 |
| Stranded wire(AWG): | 12-30 |
| Torque(Lb-In) : | 5 |
| Screw: | M3 |
| Wire strip length: | 6- 7mm |
| Withstanding Voltage: | 1.6KV |
| Safety Approval: | cULus |

For more information,
please contact: Communications@fci.com
or visit us at www.fci.com/terminalblocks

**Disclaimer**
Please note that the above information is subject to change without notice.

# SCREW PLUGGABLE SYSTEM

## PART NUMBERS

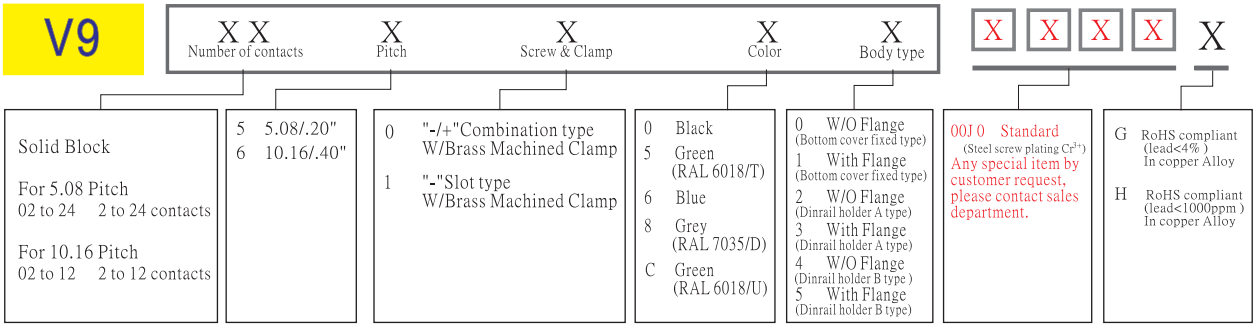

# SCREW PLUGGABLE SYSTEM

KI



Pitch 3.81mm
Poles 2p~24p
KIxx305000J0G*
Match with AO 3.81 type PIN
Number of poles

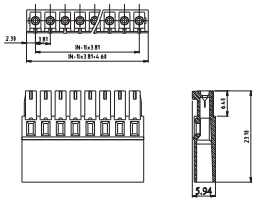

| Electrical: | cULus |
|---|---|
| Voltage rating: | 160V |
| Current rating: | 8A |
| Wire range: | |
| Solid wire(AWG): | |
| Stranded wire(AWG): | |
| Torque(Lb-In) : | |
| Screw: | |
| Wire strip length: | |
| Withstanding Voltage: | 1.32KV |
| Safety Approval: | |

KI



Pitch 3.81mm - With Flange
Poles 2p~24p
KIxx305200J0G*
Match with AO 3.81 type PIN
Number of poles

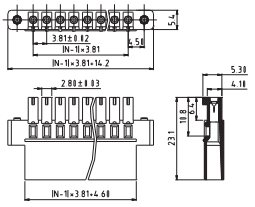

| Electrical: | cULus |
|---|---|
| Voltage rating: | 160V |
| Current rating: | 8A |
| Wire range: | |
| Solid wire(AWG): | |
| Stranded wire(AWG): | |
| Torque(Lb-In) : | |
| Screw: | |
| Wire strip length: | |
| Withstanding Voltage: | 1.32KV |
| Safety Approval: | |

KI



Pitch 3.81mm
with high profile
Poles 2p~24p
KIxx305100J0G*
Match with AO 3.81 type PIN
Number of poles

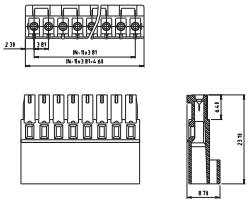

| Electrical: | cULus |
|---|---|
| Voltage rating: | 160V |
| Current rating: | 8A |
| Wire range: | |
| Solid wire(AWG): | |
| Stranded wire(AWG): | |
| Torque(Lb-In) : | |
| Screw: | |
| Wire strip length: | |
| Withstanding Voltage: | 1.32KV |
| Safety Approval: | |

KI



Pitch 3.81mm - With Flange
with high profile
Poles 2p~24p
KIxx305300J0G*
Match with AO3.81 type PIN
Number of poles

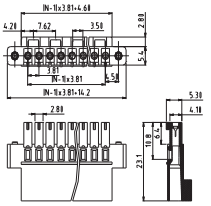

| Electrical: | cULus |
|---|---|
| Voltage rating: | 160V |
| Current rating: | 8A |
| Wire range: | |
| Solid wire(AWG): | |
| Stranded wire(AWG): | |
| Torque(Lb-In) : | |
| Screw: | |
| Wire strip length: | |
| Withstanding Voltage: | 1.32KV |
| Safety Approval: | |

KI



Pitch 5.08mm
Poles 2p~24p
KIxx505000J0G*
Match with AO 5.08 type PIN
Number of poles

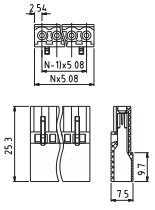

| Electrical: | cULus |
|---|---|
| Voltage rating: | 300V |
| Current rating: | 10A |
| Wire range: | |
| Solid wire(AWG): | |
| Stranded wire(AWG): | |
| Torque(Lb-In) : | |
| Screw: | |
| Wire strip length: | |
| Withstanding Voltage: | 1.6KV |
| Safety Approval: | |

KI



Pitch 5.08mm - With Flange
Poles 2p~24p
KIxx505200J0G*
Match with AO 5.08 type PIN
Number of poles

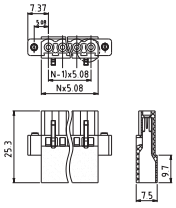

| Electrical: | cULus |
|---|---|
| Voltage rating: | 300V |
| Current rating: | 10A |
| Wire range: | |
| Solid wire(AWG): | |
| Stranded wire(AWG): | |
| Torque(Lb-In) : | |
| Screw: | |
| Wire strip length: | |
| Withstanding Voltage: | 1.6KV |
| Safety Approval: | |

KI



Pitch 5.08mm
with high profile
Poles 2p~24p
KIxx505100J0G*
Match with AO 5.08 type PIN
Number of poles

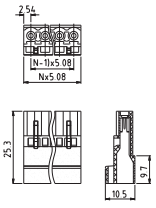

| Electrical: | cULus |
|---|---|
| Voltage rating: | 300V |
| Current rating: | 10A |
| Wire range: | |
| Solid wire(AWG): | |
| Stranded wire(AWG): | |
| Torque(Lb-In) : | |
| Screw: | |
| Wire strip length: | |
| Withstanding Voltage: | 1.6KV |
| Safety Approval: | |

KI



Pitch 5.08mm - With Flange
with high profile
Poles 2p~24p
KIxx505300J0G*
Match with AO 5.08 type PIN
Number of poles

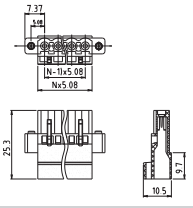

| Electrical: | cULus |
|---|---|
| Voltage rating: | 300V |
| Current rating: | 10A |
| Wire range: | |
| Solid wire(AWG): | |
| Stranded wire(AWG): | |
| Torque(Lb-In) : | |
| Screw: | |
| Wire strip length: | |
| Withstanding Voltage: | 1.6KV |
| Safety Approval: | |

For more information,
please contact: Communications@fci.com
or visit us at www.fci.com/terminalblocks

**Disclaimer**
Please note that the above information is subject to change without notice.

# SCREW PLUGGABLE SYSTEM

## PART NUMBERS

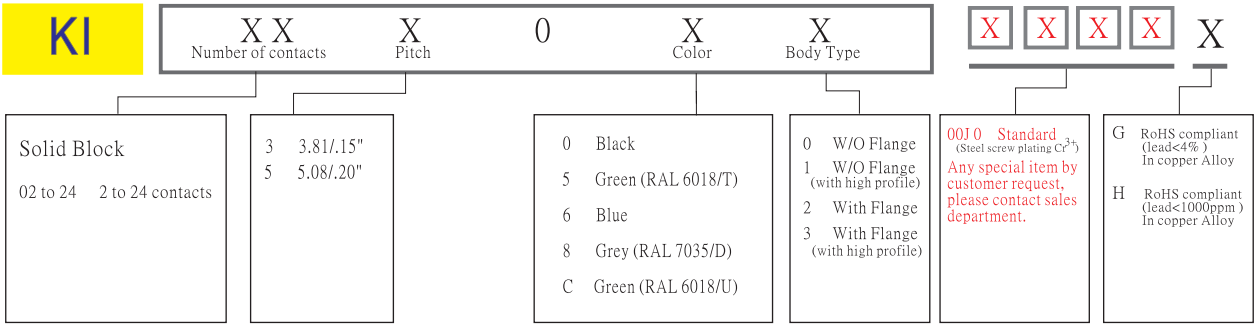

# SCREW PLUGGABLE SYSTEM

KV



Pitch 5.08mm
With Hook & Low profile
Poles: 2p~24p
KVxx505000J0G*
Match with AR 5.08 type PIN
Number of poles

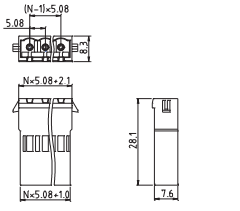

| Electrical: | cULus |
|---|---|
| Voltage rating: | 300V |
| Current rating: | 10A |
| Wire range: | |
| Solid wire(AWG): | |
| Stranded wire(AWG): | |
| Torque(Lb-In) : | |
| Screw: | |
| Wire strip length: | |
| Withstanding Voltage: | 1.6KV |
| Safety Approval: | |

KV



Pitch 5.08mm
Flange with screw & Low profile
Poles: 2p~24p
KVxx505100J0G*
Match with AR 5.08 type PIN
Number of poles

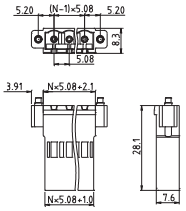

| Electrical: | cULus |
|---|---|
| Voltage rating: | 300V |
| Current rating: | 10A |
| Wire range: | |
| Solid wire(AWG): | |
| Stranded wire(AWG): | |
| Torque(Lb-In) : | |
| Screw: | |
| Wire strip length: | |
| Withstanding Voltage: | 1.6KV |
| Safety Approval: | |

KV



Pitch 5.08mm
Flange with nut & Low profile
Poles: 2p~24p
KVxx505200J0G*
Match with AR 5.08 type PIN
Number of poles

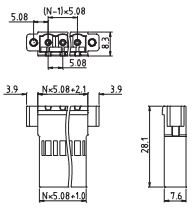

| Electrical: | cULs |
|---|---|
| Voltage rating: | 300V |
| Current rating: | 10A |
| Wire range: | |
| Solid wire(AWG): | |
| Stranded wire(AWG): | |
| Torque(Lb-In) : | |
| Screw: | |
| Wire strip length: | |
| Withstanding Voltage: | 1.6KV |
| Safety Approval: | |

KV



Pitch 5.08mm
With Hook & High profile
Poles: 2p~24p
KVxx505300J0G*
Match with AR 5.08 type PIN
Number of poles

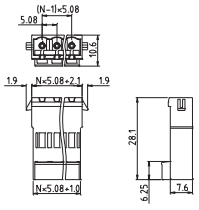

| Electrical: | cULs |
|---|---|
| Voltage rating: | 300V |
| Current rating: | 10A |
| Wire range: | |
| Solid wire(AWG): | |
| Stranded wire(AWG): | |
| Torque(Lb-In) : | |
| Screw: | |
| Wire strip length: | |
| Withstanding Voltage: | 1.6KV |
| Safety Approval: | |

KV



Pitch 5.08mm
Flange with screw & High profile
Poles: 2p~24p
KVxx505400J0G*
Match with AR 5.08 type PIN
Number of poles

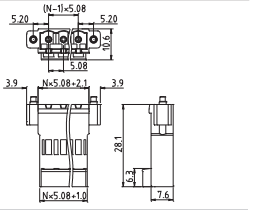

| Electrical: | cULs |
|---|---|
| Voltage rating: | 300V |
| Current rating: | 10A |
| Wire range: | |
| Solid wire(AWG): | |
| Stranded wire(AWG): | |
| Torque(Lb-In) : | |
| Screw: | |
| Wire strip length: | |
| Withstanding Voltage: | 1.6KV |
| Safety Approval: | |

KV



Pitch 5.08mm
Flange with nut & High profile
Poles: 2p~24p
KVxx505500J0G*
Match with AR 5.08 type PIN
Number of poles

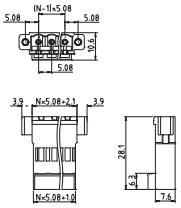

| Electrical: | cULs |
|---|---|
| Voltage rating: | 300V |
| Current rating: | 10A |
| Wire range: | |
| Solid wire(AWG): | |
| Stranded wire(AWG): | |
| Torque(Lb-In) : | |
| Screw: | |
| Wire strip length: | |
| Withstanding Voltage: | 1.6KV |
| Safety Approval: | |

For more information,
please contact: Communications@fci.com
or visit us at www.fci.com/terminalblocks

**Disclaimer**
Please note that the above information is subject to change without notice.

# SCREW PLUGGABLE SYSTEM

## PART NUMBERS

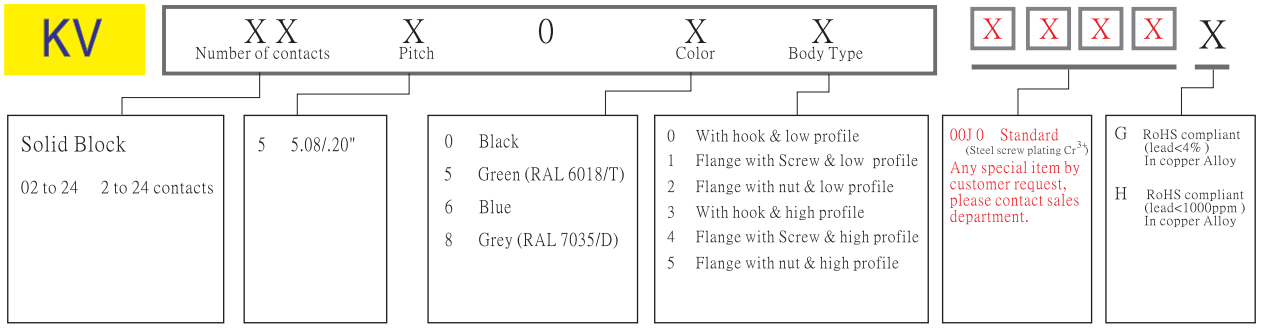

# SCREW PLUGGABLE SYSTEM

| AO | AO | AO | AR |
|---|---|---|---|
|  |  |  |  |
| Match with KI 3.81<br>AO00000000J0G*<br>With wire range (0.5-1.0mm$^2$) | Match with KI 5.08<br>AO00001000J0G*<br>With wire range (0.5-1.0mm$^2$) | Match with KI 5.08<br>AO00002000J0G*<br>With wire range (1.5-2.5mm$^2$) | Match with KV 5.08<br>AR00000000J0G*<br>With wire range (1.5-2.5mm$^2$) |
| 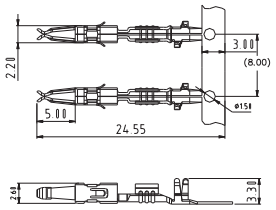 | 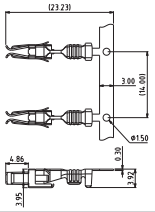 | 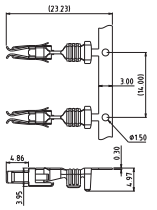 | 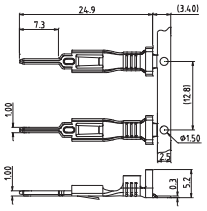 |
| Used Wire range :0.5~1.0mm$^2$ | Used Wire range :0.5~1.0mm$^2$ | Used Wire range :1.5~2.5mm$^2$ | Used Wire range :1.5~2.5mm$^2$ |
| Stranded wire(AWG): 18-20 | Stranded wire(AWG):18-20 | Stranded wire(AWG):14-16 | Stranded wire(AWG):14-20 |
| Currents of 6A to 8A | Currents of up to 10A | Currents of up to 12A | Currents of up to 12A |
| Wire strip length:4.0mm | Wire strip length: 4.0mm | Wire strip length: 4.0mm | Wire strip length: 4.0mm |
| Core diameter including insulation:0.18 mm ...0.25 mm | Core diameter including insulation:1.8 mm ... 2.1 mm | Core diameter including insulation:2.11 mm ... 3.1 mm | Core diameter including insulation:2.11 mm ... 3.1 mm |

## PART NUMBERS

**AO**

| 00 | 0 | 0 | X | 0 | X X X X | X |
|---|---|---|---|---|---|---|
| | | | Contact | | | |

- 0 wire range (0.5-1.0 mm$^2$) (pitch3.81)
- 1 wire range (0.5-1.0 mm$^2$) (pitch5.08)
- 2 wire range (1.5-2.5 mm$^2$) (pitch5.08)

- 00J 0 Standard
- Any special item by customer request, please contact sales department.

- G RoHS compliant (lead<4% ) In copper Alloy
- H RoHS compliant (lead<1000ppm ) In copper Alloy

**AR**

| 00 | 0 | 0 | X | 0 | X X X X | X |
|---|---|---|---|---|---|---|
| | | | Contact | | | |

- 0 wire range (1.5-2.5 mm$^2$) (pitch5.08)

- 00J 0 Standard
- Any special item by customer request, please contact sales department.

- G RoHS compliant (lead<4% ) In copper Alloy
- H RoHS compliant (lead<1000ppm ) In copper Alloy

For more information,
please contact: Communications@fci.com
or visit us at www.fci.com/terminalblocks

**Disclaimer**
Please note that the above information is subject to change without notice.

# SCREW PLUGGABLE SYSTEM

## V8



Pitch 3.81mm
Poles 2p~24p
V8xx315000J0G*
Number of poles

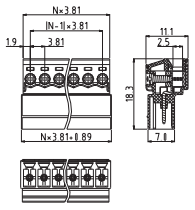

| Electrical: | cULus |
|---|---|
| Voltage rating: | 300V |
| Current rating: | 8A |
| Wire range: | |
| Solid wire(AWG): | 14-30 |
| Stranded wire(AWG): | 14-30 |
| Torque(Lb-In) : | 2 |
| Screw: | M2 |
| Wire strip length: | 7mm |
| Withstanding Voltage: | 1.6KV |
| Safety Approval: | cULus |

## V8



Pitch 3.81mm
Flange with Nut - With Flange
Poles 2p~24p
V8xx315100J0G*
Number of poles

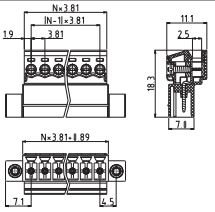

| Electrical: | cULus |
|---|---|
| Voltage rating: | 300V |
| Current rating: | 8A |
| Wire range: | |
| Solid wire(AWG): | 14-30 |
| Stranded wire(AWG): | 14-30 |
| Torque(Lb-In) : | 2 |
| Screw: | M2 |
| Wire strip length: | 7mm |
| Withstanding Voltage: | 1.6KV |
| Safety Approval: | cULus |

## V8



Pitch 3.81mm - With Flange
Flange with Screw
Poles 2p~24p
V8xx315200J0G*
Number of poles

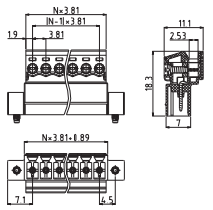

| Electrical: | cULus |
|---|---|
| Voltage rating: | 300V |
| Current rating: | 8A |
| Wire range: | |
| Solid wire(AWG): | 14-30 |
| Stranded wire(AWG): | 14-30 |
| Torque(Lb-In) : | 2 |
| Screw: | M2 |
| Wire strip length: | 7mm |
| Withstanding Voltage: | 1.6KV |
| Safety Approval: | cULus |

## V8



Pitch 5.08mm
Poles 2p~24p
V8xx515000J0G*
Number of poles

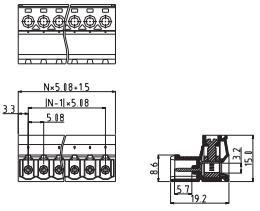

| Electrical: | cULus |
|---|---|
| Voltage rating: | 300V |
| Current rating: | 20A |
| Wire range: | |
| Solid wire(AWG): | 12-24 |
| Stranded wire(AWG): | 12-24 |
| Torque(Lb-In) : | 4.0 |
| Screw: | M3 |
| Wire strip length: | 7~8mm |
| Withstanding Voltage: | 1.6KV |
| Safety Approval: | cULus |

## V8



Pitch 5.08mm
Flange with Nut
Poles 2p~24p
V8xx515100J0G*
Number of poles

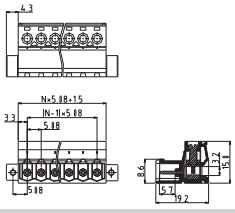

| Electrical: | cULus |
|---|---|
| Voltage rating: | 300V |
| Current rating: | 20A |
| Wire range: | |
| Solid wire(AWG): | 12-24 |
| Stranded wire(AWG): | 12-24 |
| Torque(Lb-In) : | 4.0 |
| Screw: | M3 |
| Wire strip length: | 7~8mm |
| Withstanding Voltage: | 1.6KV |
| Safety Approval: | cULus |

## V8



Pitch 5.08mm - With Flange
Flange with screw
Poles 2p~24p
V8xx515200J0G*
Number of poles

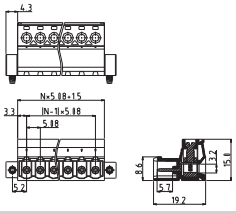

| Electrical: | cULus |
|---|---|
| Voltage rating: | 300V |
| Current rating: | 20A |
| Wire range: | |
| Solid wire(AWG): | 12-24 |
| Stranded wire(AWG): | 12-24 |
| Torque(Lb-In) : | 4.0 |
| Screw: | M3 |
| Wire strip length: | 7~8mm |
| Withstanding Voltage: | 1.6KV |
| Safety Approval: | cULus |

## V8



Pitch 7.62mm
Poles 2p~16p
V8xx015000J0G*
Number of poles

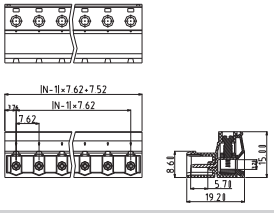

| Electrical: | cULus |
|---|---|
| Voltage rating: | 300V |
| Current rating: | 20A |
| Wire range: | |
| Solid wire(AWG): | 12-24 |
| Stranded wire(AWG): | 12-24 |
| Torque(Lb-In) : | 4.0 |
| Screw: | M3 |
| Wire strip length: | 7~8mm |
| Withstanding Voltage: | 1.6KV |
| Safety Approval: | cULus |

## V8



Pitch 7.62mm
Flange with Nut
Poles 2p~16p
V8xx015100J0G*
Number of poles

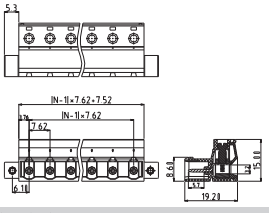

| Electrical: | cULus |
|---|---|
| Voltage rating: | 300V |
| Current rating: | 20A |
| Wire range: | |
| Solid wire(AWG): | 12-24 |
| Stranded wire(AWG): | 12-24 |
| Torque(Lb-In) : | 4.0 |
| Screw: | M3 |
| Wire strip length: | 7~8mm |
| Withstanding Voltage: | 1.6KV |
| Safety Approval: | cULus |

# SCREW PLUGGABLE SYSTEM

V8



Pitch 7.62mm
Flange with Screw
Poles 2p~16p
V8xx015200J0G*
Number of poles

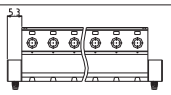

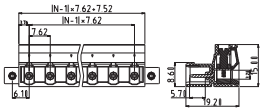

| | |
|---|---|
| Electrical: | cULus |
| Voltage rating: | 300V |
| Current rating: | 20A |
| Wire range: | |
| Solid wire(AWG): | 12-24 |
| Stranded wire(AWG): | 12-24 |
| Torque(Lb-In) : | 4.0 |
| | |
| Screw: | M3 |
| Wire strip length: | 7-8mm |
| Withstanding Voltage: | 1.6KV |
| Safety Approval: | |

## PART NUMBERS

**V8** | XX Number of contacts | X Pitch | X Screw & Clamp | X Color | X Body Type | X X X X | X

**Number of contacts**
Solid Block

For 3.81 & 5.08 Pitch
02 to 24 2 to 24 contacts

For 7.62 Pitch
02 to 16 2 to 16 contacts

**Pitch**
3 3.81/.15"
5 5.08/.20"
0 7.62/.30"

**Screw & Clamp**
0 "-/+"Combination type W/Brass Machined Clamp
1 "-"Slot type W/Brass Machined Clamp

**Color**
0 Black
5 Green (RAL 6018/T)
6 Blue
8 Grey (RAL 7035/D)
C Green (RAL 6018/U)

**Body Type**
0 W/O Flange
1 Flange with Nut
2 Flange with screw

**X X X X**
00J0 Standard
(Steel screw plating $Cr^{3+}$)
Any special item by customer request, please contact sales department.

**X**
G RoHS compliant (lead<4% ) In copper Alloy
H RoHS compliant (lead<1000ppm ) In copper Alloy



**Disclaimer**
Please note that the above information is subject to change without notice.

# SCREW PLUGGABLE SYSTEM

KK



Pitch 10.16mm
Poles 2P~12P
KKxx615000J0G*
Number of poles

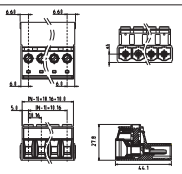

| Electrical: | cULus | IEC |
|---|---|---|
| Voltage rating: | 300V | 1000V |
| Current rating: | 55A | 76A |
| Wire range: | | |
| Solid wire: | 6-20AWG/0.5-16mm² | |
| Stranded wire: | 6-20AWG/0.5-16mm² | |
| Torque : | 18Lb-In/1.2N.m | |
| Screw: | M4.5 | |
| Wire strip length: | 13 - 14mm | |
| Withstanding Voltage: | 1.6KV | 8KV |
| Safety Approval: | | |

KK



Pitch 10.16mm - Flange with screw
Poles 2P~12P
KKxx615100J0G*
Number of poles

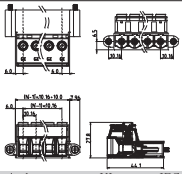

| Electrical: | cULus | IEC |
|---|---|---|
| Voltage rating: | 300V | 1000V |
| Current rating: | 55A | 76A |
| Wire range: | | |
| Solid wire: | 6-20AWG/0.5-16mm² | |
| Stranded wire: | 6-20AWG/0.5-16mm² | |
| Torque : | 18Lb-In/1.2N.m | |
| Screw: | M4.5 | |
| Wire strip length: | 13 - 14mm | |
| Withstanding Voltage: | 1.6KV | 8KV |
| Safety Approval: | | |

KK



Pitch 10.16mm - Flange with Screw (with handle)
Poles 3P/4P
KKxx615200J0G*
Number of poles

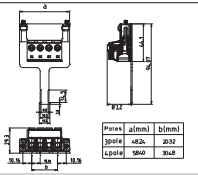

| Electrical: | cULus | IEC |
|---|---|---|
| Voltage rating: | 300V | 1000V |
| Current rating: | 55A | 76A |
| Wire range: | | |
| Solid wire: | 6-20AWG/0.5-16mm² | |
| Stranded wire: | 6-20AWG/0.5-16mm² | |
| Torque : | 18Lb-In/1.2N.m | |
| Screw: | M4.5 | |
| Wire strip length: | 13 - 14mm | |
| Withstanding Voltage: | 1.6KV | 8KV |
| Safety Approval: | | |

KK



Pitch 10.16mm - Flange with Nut
Poles 2~12P
KKxx615300J0G*
Number of poles

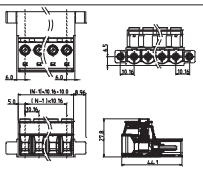

| Electrical: | cULus | IEC |
|---|---|---|
| Voltage rating: | 300V | 1000V |
| Current rating: | 55A | 76A |
| Wire range: | | |
| Solid wire: | 6-20AWG/0.5-16mm² | |
| Stranded wire: | 6-20AWG/0.5-16mm² | |
| Torque : | 18Lb-In/1.2N.m | |
| Screw: | M4.5 | |
| Wire strip length: | 13 - 14mm | |
| Withstanding Voltage: | 1.6KV | 8KV |
| Safety Approval: | | |

KK



Pitch 10.16mm - Flange with Nut (with handle)
Poles 3P/4P
KKxx615400J0G*
Number of poles

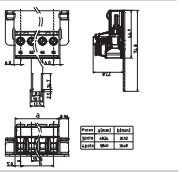

| Electrical: | cULus | IEC |
|---|---|---|
| Voltage rating: | 300V | 1000V |
| Current rating: | 55A | 76A |
| Wire range: | | |
| Solid wire: | 6-20AWG/0.5-16mm² | |
| Stranded wire: | 6-20AWG/0.5-16mm² | |
| Torque : | 18Lb-In/1.2N.m | |
| Screw: | M4.5 | |
| Wire strip length: | 13 - 14mm | |
| Withstanding Voltage: | 1.6KV | 8KV |
| Safety Approval: | | |

## PART NUMBERS

**KK** | XX Number of contacts | X Pitch | X Screw & Clamp | X Color | X Body type | X X X X X

**XX — Number of contacts**

Solid Block

For 10.16 Pitch
02 to 12 2 to 12 contacts

For 20.32 Pitch
02 to 06 2 to 06 contacts

**X — Pitch**

6 10.16/.40"
7 20.32/.80"

**X — Screw & Clamp**

0 "-/+"Combination type W/Brass Machined Clamp

1 "-"Slot type W/Brass Machined Clamp

**X — Color**

0 Black
5 Green (RAL 6018/T)
6 Blue
8 Grey (RAL 7035/D)
C Green (RAL 6018/U)

**X — Body type**

0 W/O Flange
1 Flange with screw (W/O handle)
2 Flange with screw (With handle) (only 3p & 4p)
3 Flange with Nut (W/O handle)
4 Flange with Nut (With handle) (only 3p & 4p)

**X X X X — Plating**

00J0 Standard (Steel screw plating $Cr^{3+}$)
Any special item by customer request, please contact sales department.

**X — RoHS**

G RoHS compliant (lead<4% ) In copper Alloy

H RoHS compliant (lead<1000ppm ) In copper Alloy

# SCREW PLUGGABLE SYSTEM

KF



Pitch 3.5mm
Poles 2p~24p
KFxx105000J0G*
Number of poles

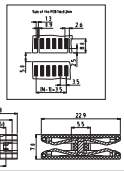

| Electrical: | cULus |
|---|---|
| Voltage rating: | 300V |
| Current rating: | 8A |
| Wire range: | |
| Solid wire(AWG): | |
| Stranded wire(AWG): | |
| Torque(Lb-In) : | |
| With P.C.B thickness : | 1.6±0.2mm |
| Screw: | |
| Wire strip length: | |
| Withstanding Voltage: | 1.6KV |
| Safety Approval: | |

KF



Pitch 5.0mm
Poles 2p~24p
KFxx705000J0G*
Number of poles

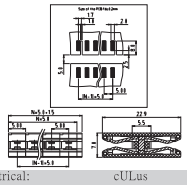

| Electrical: | cULus |
|---|---|
| Voltage rating: | 300V |
| Current rating: | 10A |
| Wire range: | |
| Solid wire(AWG): | |
| Stranded wire(AWG): | |
| Torque(Lb-In) : | |
| With P.C.B thickness : | 1.6±0.2mm |
| Screw: | |
| Wire strip length: | |
| Withstanding Voltage: | 1.6KV |
| Safety Approval: | |

KF



Pitch 7.5mm
Poles 2p~16p
KFxxA050000J0G*
Number of poles

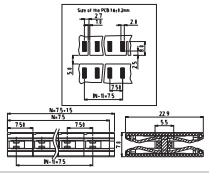

| Electrical: | cULus |
|---|---|
| Voltage rating: | 300V |
| Current rating: | 10A |
| Wire range: | |
| Solid wire(AWG): | |
| Stranded wire(AWG): | |
| Torque(Lb-In) : | |
| With P.C.B thickness: | 1.6±0.2mm |
| Screw: | |
| Wire strip length: | |
| Withstanding Voltage: | 1.6KV |
| Safety Approval: | |

VH



Pitch 5.08mm
Poles 2p~24p
VHxx515000J0G*
Number of poles

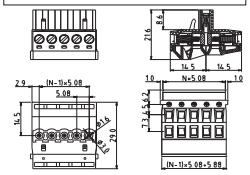

| Electrical: | cULus |
|---|---|
| Voltage rating: | 300V |
| Current rating: | 20A |
| Wire range: | |
| Solid wire(AWG): | 12-24 |
| Stranded wire(AWG): | 12-24 |
| Torque(Lb-In) : | 4.3 |
| Screw: | M3 |
| Wire strip length: | 7~8mm |
| Withstanding Voltage: | 1.6KV |
| Safety Approval: | |

VH



Pitch 5.08mm - With Flange
Poles 2p~24p
VHxx515200J0G*
Number of poles

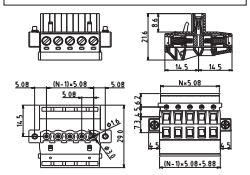

| Electrical: | cULus |
|---|---|
| Voltage rating: | 300V |
| Current rating: | 20A |
| Wire range: | |
| Solid wire(AWG): | 12-24 |
| Stranded wire(AWG): | 12-24 |
| Torque(Lb-In) : | 4.3 |
| Screw: | M3 |
| Wire strip length: | 7~8mm |
| Withstanding Voltage: | 1.6KV |
| Safety Approval: | |

## PART NUMBERS

**KF**

| XX | X | 0 | X | 0 | X X X X | X |
|---|---|---|---|---|---|---|
| Number of contacts | Pitch | | Color | | | |

Solid Block

For 3.5 & 5.0 Pitch
02 to 24 2 to 24 contacts

For 7.5 Pitch
02 to 16 2 to 16 contacts

1 3.5/.138"
7 5.0/.197"
A 7.5/.295"

0 Black
5 Green (RAL 6018/T)
6 Blue
8 Grey (RAL 7035/D)
C Green (RAL 6018/U)

00J 0 Standard

Any special item by customer request, please contact sales department.

G RoHS compliant (lead<4% ) In copper Alloy
H RoHS compliant (lead<1000ppm ) In copper Alloy

**VH**

| XX | X | X | X | X | X X X X | X |
|---|---|---|---|---|---|---|
| Number of contacts | Pitch | Screw & Clamp | Color | Body Type | | |

Solid Block

For 5.08 Pitch
02 to 24 2 to 24 contacts

For 10.16 Pitch
02 to 12 2 to 12 contacts

5 5.08/.20"
6 10.16/.40"

0 "-/+"Combination type W/Brass Machined Clamp
1 "-"Slot type W/Brass Machined Clamp

0 Black
5 Green (RAL 6018/T)
6 Blue
8 Grey (RAL 7035/D)
C Green (RAL 6018/U)

0 W/O Flange
2 With Flange

00J 0 Standard
(Steel screw plating $Cr^{3+}$)
Any special item by customer request, please contact sales department.

G RoHS compliant (lead<4% ) In copper Alloy
H RoHS compliant (lead<1000ppm ) In copper Alloy

For more information,
please contact: Communications@fci.com
or visit us at www.fci.com/terminalblocks

**Disclaimer**
Please note that the above information is subject to change without notice.

# SCREW PLUGGABLE SYSTEM

## KT



Pitch 7.62mm
Poles 2p~16p
KTxx015000J0G*
Number of poles

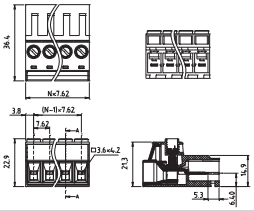

| Electrical: | cULus |
|---|---|
| Voltage rating: | 600V |
| Current rating: | 41A |
| Wire range: | |
| Solid wire(AWG): | 8-24 |
| Stranded wire(AWG): | 8-24 |
| Torque(Lb-In) : | 9 |
| Screw: | M3.5 |
| Wire strip length: | 10-11mm |
| Withstanding Voltage: | 2.2KV |
| Safety Approval: | cULus |

## KT



Pitch 7.62mm
With Flange screw type
Poles 2p~16p
KTxx015400J0G*
Number of poles

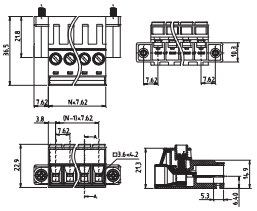

| Electrical: | cULus |
|---|---|
| Voltage rating: | 600V |
| Current rating: | 41A |
| Wire range: | |
| Solid wire(AWG): | 8-24 |
| Stranded wire(AWG): | 8-24 |
| Torque(Lb-In) : | 9 |
| Screw: | M3.5 |
| Wire strip length: | 10-11mm |
| Withstanding Voltage: | 2.2KV |
| Safety Approval: | cULus |

## KT



Pitch 7.62mm
With Flange screw type & With Handle
Poles 3p~4p
KTxx015500J0G*
Number of poles

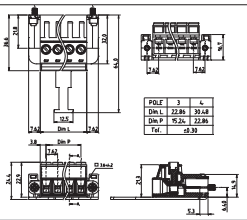

| Electrical: | cULus |
|---|---|
| Voltage rating: | 600V |
| Current rating: | 41A |
| Wire range: | |
| Solid wire(AWG): | 8-24 |
| Stranded wire(AWG): | 8-24 |
| Torque(Lb-In) : | 9 |
| Screw: | M3.5 |
| Wire strip length: | 10-11mm |
| Withstanding Voltage: | 2.2KV |
| Safety Approval: | cULus |

## KT



Pitch 7.62mm
With Flange nut type
Poles 2p~16p
KTxx015200J0G*
Number of poles

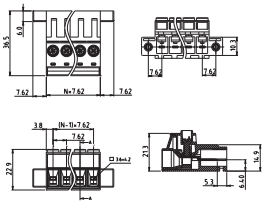

| Electrical: | cULus |
|---|---|
| Voltage rating: | 600V |
| Current rating: | 41A |
| Wire range: | |
| Solid wire(AWG): | 8-24 |
| Stranded wire(AWG): | 8-24 |
| Torque(Lb-In) : | 9 |
| Screw: | M3.5 |
| Wire strip length: | 10-11mm |
| Withstanding Voltage: | 2.2KV |
| Safety Approval: | cULus |

## KT



Pitch 7.62mm
With Flange nut type & With Handle
Poles 3p~4p
KTxx015300J0G*
Number of poles

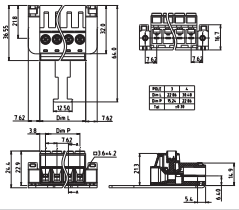

| Electrical: | cULus |
|---|---|
| Voltage rating: | 600V |
| Current rating: | 41A |
| Wire range: | |
| Solid wire(AWG): | 8-24 |
| Stranded wire(AWG): | 8-24 |
| Torque(Lb-In) : | 9 |
| Screw: | M3.5 |
| Wire strip length: | 10-11mm |
| Withstanding Voltage: | 2.2KV |
| Safety Approval: | cULus |

## KS



Pitch 7.62mm - Vertical
Poles 2P/16P
KSxx015000J0G*
Number of poles

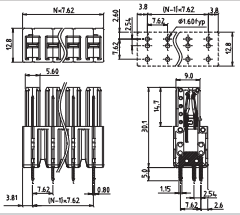

| Electrical: | cULus |
|---|---|
| Voltage rating: | 300V |
| Current rating: | 41A |
| Wire range: | |
| Solid wire: | |
| Stranded wire: | |
| Torque : | |
| Screw: | |
| Wire strip length: | |
| Withstanding Voltage: | 1.6KV |
| Safety Approval: | cULus |

## KS



Pitch 7.62mm - Vertical
With Flange
Poles 2p~16p
KSxx025000J0G*
Number of poles

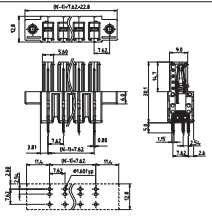

| Electrical: | cULus |
|---|---|
| Voltage rating: | 300V |
| Current rating: | 41A |
| Wire range: | |
| Solid wire(AWG): | |
| Stranded wire(AWG): | |
| Torque(Lb-In) : | |
| With P.C.B thickness : | |
| Screw: | |
| Wire strip length: | |
| Withstanding Voltage: | 1.6KV |
| Safety Approval: | cULus |

## KS



Pitch 7.62mm Right-angle
PCB Down
Poles 2p~16p
KSxx015100J0G*
Number of poles

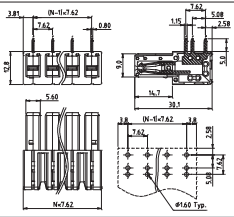

| Electrical: | cULus |
|---|---|
| Voltage rating: | 300V |
| Current rating: | 41A |
| Wire range: | |
| Solid wire(AWG): | |
| Stranded wire(AWG): | |
| Torque(Lb-In) : | |
| With P.C.B thickness : | |
| Screw: | |
| Wire strip length: | |
| Withstanding Voltage: | 1.6KV |
| Safety Approval: | cULus |

# SCREW PLUGGABLE SYSTEM

KS



Pitch 7.62mm Right-angle
PCB Up
Poles 2p~16p
KSxx015200J0G*
Number of poles

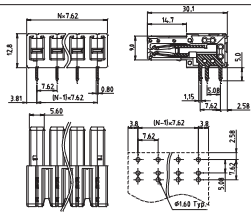

| Electrical: | cULus |
|---|---|
| Voltage rating: | 300V |
| Current rating: | 41A |
| Wire range: | |
| Solid wire(AWG): | |
| Stranded wire(AWG): | |
| Torque(Lb-In) : | |
| With P.C.B thickness: | |
| Screw: | |
| Wire strip length: | |
| Withstanding Voltage: | 1.6KV |
| Safety Approval: | cULus |

KS



Pitch 7.62mm Right-angle
With Flange PCB Down
Poles 2p~16p
KSxx025100J0G*
Number of poles

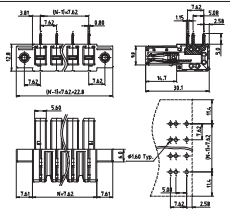

| Electrical: | cULus |
|---|---|
| Voltage rating: | 300V |
| Current rating: | 41A |
| Wire range: | |
| Solid wire(AWG): | |
| Stranded wire(AWG): | |
| Torque(Lb-In) : | |
| Screw: | |
| Wire strip length: | |
| Withstanding Voltage: | 1.6KV |
| Safety Approval: | cULus |

KS



Pitch 7.62mm Right-angle
With Flange PCB Up
Poles 2p~16p
KSxx025200J0G*
Number of poles

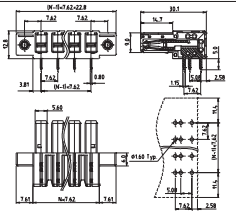

| Electrical: | cULus |
|---|---|
| Voltage rating: | 300V |
| Current rating: | 41A |
| Wire range: | |
| Solid wire(AWG): | |
| Stranded wire(AWG): | |
| Torque(Lb-In) : | |
| Screw: | |
| Wire strip length: | |
| Withstanding Voltage: | 1.6KV |
| Safety Approval: | cULus |

## PART NUMBERS

**KT**

| XX Number of contacts | X Pitch | X Screw & Clamp | X Color | X Body Type | XXXXX |
|---|---|---|---|---|---|
| Solid Block<br>For 7.62 Pitch<br>02 to 16 2 to 16 contacts<br>For 15.24 Pitch<br>02 to 08 2 to 8 contacts | 0 7.62/.30"<br>1 15.24/.60" | 0 "-/+"Combination type W/Brass Machined Clamp<br>1 "-"Slot type W/Brass Machined Clamp<br>2 "*"Slot type W/Brass Machined Clamp | 0 Black<br>5 Green (RAL 6018/T)<br>6 Blue<br>8 Grey (RAL 7035/D)<br>C Green (RAL 6018/U) | 0 W/O Flange<br>2 With Flange nut<br>3 With Flange nut & With handle (only 3P & 4P)<br>4 With Flange screw<br>5 With Flange screw & With handle (only 3P & 4P) | 00J 0 Standard (Steel screw plating $Cr^{3+}$)<br>Any special item by customer request, please contact sales department. | G RoHS compliant (lead<4% ) In copper Alloy<br>H RoHS compliant (lead<1000ppm ) In copper Alloy |

**KS**

| XX Number of contacts | X Pitch | X Body Type | X Color | X Tail Type | XXXXX |
|---|---|---|---|---|---|
| Solid Block<br>For 7.62 Pitch<br>02 to 16 2 to 16 contacts<br>For 15.24 Pitch<br>02 to 08 2 to 8 contacts | 0 7.62/.30"<br>1 15.24/.60" | 1 W/O Flange<br>2 W/Flange | 0 Black<br>5 Green (RAL 6018/T)<br>6 Blue<br>8 Grey (RAL 7035/D)<br>C Green (RAL 6018/U) | 0 Vertical<br>1 Right angle (PCB down)<br>2 Right angle (PCB Up) | 00J 0 Standard (Steel screw plating $Cr^{3+}$)<br>Any special item by customer request, please contact sales department. | G RoHS compliant (lead<4% ) In copper Alloy<br>H RoHS compliant (lead<1000ppm ) In copper Alloy |

For more information,
please contact: Communications@fci.com
or visit us at www.fci.com/terminalblocks

**Disclaimer**
Please note that the above information is subject to change without notice.

# SCREW PLUGGABLE SYSTEM

VZ



Pitch 3.81mm
Poles 2p~24p
VZxx305000J0G*
Number of poles

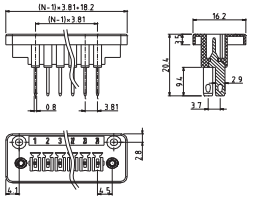

| Electrical: | cULus |
|---|---|
| Voltage rating: | 300V |
| Current rating: | 10A |
| Wire range: | |
| Solid wire(AWG): | |
| Stranded wire(AWG): | |
| | |
| | |
| Withstanding Voltage: | 1.6KV |
| Safety Approval: | cULus |

VZ



Pitch 5.08mm
Poles 2p~24p
VZxx505000J0G*
Number of poles

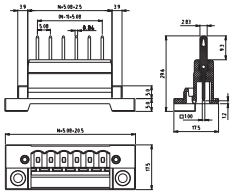

| Electrical: | cULus |
|---|---|
| Voltage rating: | 300V |
| Current rating: | 12A |
| Wire range: | |
| Solid wire(AWG): | |
| Stranded wire(AWG): | |
| | |
| | |
| Withstanding Voltage: | 1.6KV |
| Safety Approval: | cULus |

## PART NUMBERS

VZ | XX Number of contacts | X Pitch | 0 | X Color | 0 | X X X X | X

**Solid Block**

For 3.81 & 5.08 Pitch
02 to 24 2 to 24 contacts

For 7.62 & 10.16 Pitch
02 to 12 2 to 12 contacts

| | |
|---|---|
| 3 | 3.81/.15" |
| 4 | 7.62/.30" |
| 5 | 5.08/.20" |
| 6 | 10.16/.40" |

| | |
|---|---|
| 0 | Black |
| 5 | Green (RAL 6018/T) |
| 6 | Blue |
| 8 | Grey (RAL 7035/D) |
| C | Green (RAL 6018/U) |

00J 0 Standard

Any special item by customer request, please contact sales department.

| | |
|---|---|
| G | RoHS compliant (lead<4% ) In copper Alloy |
| H | RoHS compliant (lead<1000ppm ) In copper Alloy |

# SCREW PLUGGABLE SYSTEM




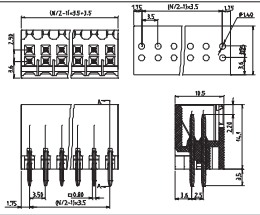

| Electrical: | cULus |
|---|---|
| Voltage rating: | 150V |
| Current rating: | 7A |
| Wire range: | |
| Solid wire(AWG): | |
| Stranded wire(AWG): | |
| Torque(Lb-In) : | |
| Screw: | |
| Wire strip length: | |
| Withstanding Voltage: | 1.3KV |
| Safety Approval: | cULus |




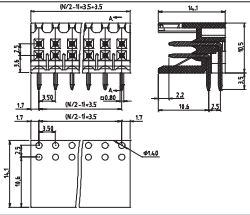

| Electrical: | cULus |
|---|---|
| Voltage rating: | 150V |
| Current rating: | 7A |
| Wire range: | |
| Solid wire(AWG): | |
| Stranded wire(AWG): | |
| Torque(Lb-In) : | |
| Screw: | |
| Wire strip length: | |
| Withstanding Voltage: | 1.3KV |
| Safety Approval: | cULus |




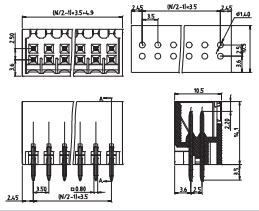

| Electrical: | cULus |
|---|---|
| Voltage rating: | 150V |
| Current rating: | 7A |
| Wire range: | |
| Solid wire(AWG): | |
| Stranded wire(AWG): | |
| Torque(Lb-In) : | |
| Screw: | |
| Wire strip length: | |
| Withstanding Voltage: | 1.3KV |
| Safety Approval: | cULus |




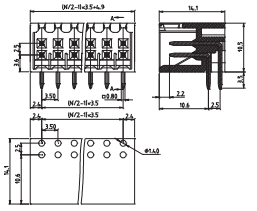

| Electrical: | cULus |
|---|---|
| Voltage rating: | 150V |
| Current rating: | 7A |
| Wire range: | |
| Solid wire(AWG): | |
| Stranded wire(AWG): | |
| Torque(Lb-In) : | |
| Screw: | |
| Wire strip length: | |
| Withstanding Voltage: | 1.3KV |
| Safety Approval: | cULus |




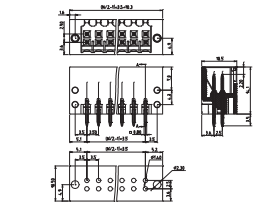

| Electrical: | cULus |
|---|---|
| Voltage rating: | 150V |
| Current rating: | 7A |
| Wire range: | |
| Solid wire(AWG): | |
| Stranded wire(AWG): | |
| Torque(Lb-In) : | |
| Screw: | |
| Wire strip length: | |
| Withstanding Voltage: | 1.3KV |
| Safety Approval: | cULus |




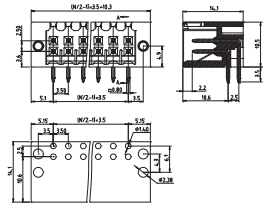

| Electrical: | cULus |
|---|---|
| Voltage rating: | 150V |
| Current rating: | 7A |
| Wire range: | |
| Solid wire(AWG): | |
| Stranded wire(AWG): | |
| Torque(Lb-In) : | |
| Screw: | |
| Wire strip length: | |
| Withstanding Voltage: | 1.3KV |
| Safety Approval: | cULus |




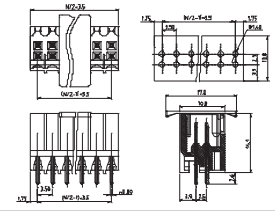

| Electrical: | cULus |
|---|---|
| Voltage rating: | 150V |
| Current rating: | 7A |
| Wire range: | |
| Solid wire(AWG): | |
| Stranded wire(AWG): | |
| Torque(Lb-In) : | |
| Screw: | |
| Wire strip length: | |
| Withstanding Voltage: | 1.3KV |
| Safety Approval: | cULus |




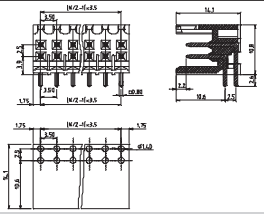

| Electrical: | cULus |
|---|---|
| Voltage rating: | 150V |
| Current rating: | 7A |
| Wire range: | |
| Solid wire(AWG): | |
| Stranded wire(AWG): | |
| Torque(Lb-In) : | |
| Screw: | |
| Wire strip length: | |
| Withstanding Voltage: | 1.3KV |
| Safety Approval: | cULus |

For more information,
please contact: Communications@fci.com
or visit us at www.fci.com/terminalblocks

**Disclaimer**
Please note that the above information is subject to change without notice.

# SCREW PLUGGABLE SYSTEM

VX



Pitch 3.5mm
Close Vertical
Poles 2*2p-2*24p
VXxx1100B0J0G* (THR Tape Reel)
Number of poles

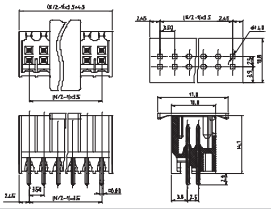

| Electrical: | cULus |
|---|---|
| Voltage rating: | 150V |
| Current rating: | 7A |
| Wire range: | |
| Solid wire(AWG): | |
| Stranded wire(AWG): | |
| Torque(Lb-In) : | |
| Screw: | |
| Wire strip length: | |
| Withstanding Voltage: | 1.3KV |
| Safety Approval: | cULus |

VX



Pitch 3.5mm
Close Right-angle
Poles 2*2p-2*24p
VXxx1101B0J0G* (THR Tape Reel)
Number of poles

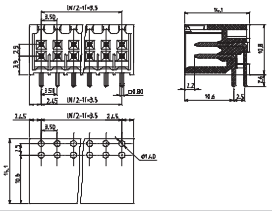

| Electrical: | cULus |
|---|---|
| Voltage rating: | 150V |
| Current rating: | 7A |
| Wire range: | |
| Solid wire(AWG): | |
| Stranded wire(AWG): | |
| Torque(Lb-In) : | |
| Screw: | |
| Wire strip length: | |
| Withstanding Voltage: | 1.3KV |
| Safety Approval: | cULus |

VX



Pitch 3.5mm
With Flange
Vertical
Poles 2*2p-2*24p
VXxx1200B0J0G* (THR Tape Reel)
Number of poles

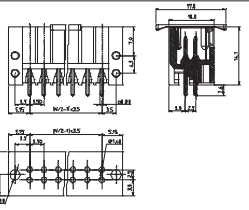

| Electrical: | cULus |
|---|---|
| Voltage rating: | 150V |
| Current rating: | 7A |
| Wire range: | |
| Solid wire(AWG): | |
| Stranded wire(AWG): | |
| Torque(Lb-In) : | |
| Screw: | |
| Wire strip length: | |
| Withstanding Voltage: | 1.3KV |
| Safety Approval: | cULus |

VX



Pitch 3.5mm
With Flange
Right-angle
Poles 2*2p-2*24p
VXxx1201B0J0G* (THR Tape Reel)
Number of poles

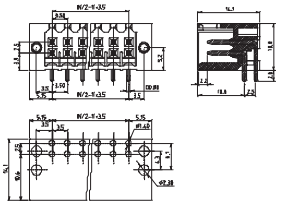

| Electrical: | cULus |
|---|---|
| Voltage rating: | 150V |
| Current rating: | 7A |
| Wire range: | |
| Solid wire(AWG): | |
| Stranded wire(AWG): | |
| Torque(Lb-In) : | |
| Screw: | |
| Wire strip length: | |
| Withstanding Voltage: | 1.3KV |
| Safety Approval: | cULus |

## PART NUMBERS

VX | XX Number of contacts | X Pitch | X Body Type | X Color | X P.C.B Mounting | X X X X X

**XX Number of contacts**

Solid Block

For 3.5 Pitch
04 to 48 2*2 to 24 contacts

For 7.0 Pitch
04 to 24 2*2 to 12 contacts

**X Pitch**

1 3.5/.138"
2 7.0/.276"

**X Body Type**

0 Open
1 Close
2 With Flange

**X Color**

THR type
0 Black

DIP type
0 Black
3 Orange
5 Green
8 Grey

**X P.C.B Mounting**

0 Vertical
1 Right angle

**X X X X**

00J0 DIP Type
A0J0 THR Type
B0J0 THR Tape reel

Any special item by customer request, please contact sales department.

**X**

G RoHS compliant (lead<4% ) In copper Alloy
H RoHS compliant (lead<1000ppm ) In copper Alloy

# SCREW PLUGGABLE SYSTEM

KU



Pitch 15.0mm
Vertical
Poles 2p~10p
KUxxC05000J0G*
Number of poles

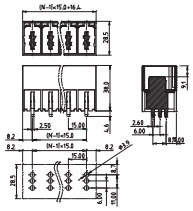

| Electrical: | cULus | IEC |
|---|---|---|
| Voltage rating: | 600V | 1000V |
| Current rating: | 115A | 125A |
| Wire range: | | |
| Solid wire(AWG): | | |
| Stranded wire(AWG): | | |
| Torque(Lb-In) : | | |
| | | |
| Screw: | | |
| Wire strip length: | | |
| Withstanding Voltage: | 2.2KV | 8KV |
| Safety Approval: | cULus | |

KU



Pitch 15.0mm
Right-angle
Poles 2P~10P
KUxxC05100J0G*
Number of poles

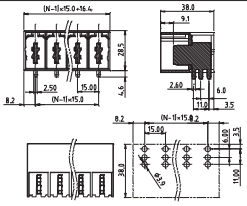

| Electrical: | cULus | IEC |
|---|---|---|
| Voltage rating: | 600V | 1000V |
| Current rating: | 115A | 125A |
| Wire range: | | |
| Solid wire(AWG): | | |
| Stranded wire(AWG): | | |
| Torque(Lb-In) : | | |
| | | |
| Screw: | | |
| Wire strip length: | | |
| Withstanding Voltage: | 2.2KV | 8KV |
| Safety Approval: | cULus | |

KU



Pitch 15.0mm
Vertical
With Flange
Poles 2p~10p
KUxxC15000J0G*
Number of poles

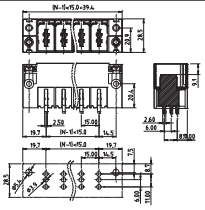

| Electrical: | cULus | IEC |
|---|---|---|
| Voltage rating: | 600V | 1000V |
| Current rating: | 115A | 125A |
| Wire range: | | |
| Solid wire(AWG): | | |
| Stranded wire(AWG): | | |
| Torque(Lb-In) : | | |
| | | |
| Screw: | | |
| Wire strip length: | | |
| Withstanding Voltage: | 2.2KV | 8KV |
| Safety Approval: | cULus | |

KU



Pitch15.0mm
Right-angle
With Flange
Poles 2P~10P
KUxxC15100J0G*
Number of poles

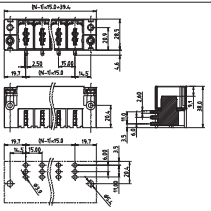

| Electrical: | cULus | IEC |
|---|---|---|
| Voltage rating: | 600V | 1000V |
| Current rating: | 115A | 125A |
| Wire range: | | |
| Solid wire(AWG): | | |
| Stranded wire(AWG): | | |
| Torque(Lb-In) : | | |
| | | |
| Screw: | | |
| Wire strip length: | | |
| Withstanding Voltage: | 2.2KV | 8KV |
| Safety Approval: | cULus | |

KU



Pitch 15.0mm
Vertical With Flange and shield
feed-through on the inside of the device
Poles 4P
KU04C25000J0G*
Number of poles

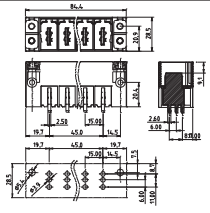

| Electrical: | cULus | IEC |
|---|---|---|
| Voltage rating: | 600V | 1000V |
| Current rating: | 115A | 125A |
| Wire range: | | |
| Solid wire(AWG): | | |
| Stranded wire(AWG): | | |
| Torque(Lb-In) : | | |
| | | |
| Screw: | | |
| Wire strip length: | | |
| Withstanding Voltage: | 2.2KV | 8KV |
| Safety Approval: | cULus | |

KU



Pitch 15.0mm
Right-angle With Flange and shield
feed-through on the inside of the device
Poles 4p
KU04C25100J0G*
Number of poles

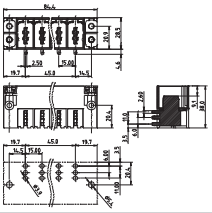

| Electrical: | cULus | IEC |
|---|---|---|
| Voltage rating: | 600V | 1000V |
| Current rating: | 115A | 125A |
| Wire range: | | |
| Solid wire(AWG): | | |
| Stranded wire(AWG): | | |
| Torque(Lb-In) : | | |
| | | |
| Screw: | | |
| Wire strip length: | | |
| Withstanding Voltage: | 2.2KV | 8KV |
| Safety Approval: | cULus | |

For more information,
please contact: Communications@fci.com
or visit us at www.fci.com/terminalblocks

**Disclaimer**
Please note that the above information is subject to change without notice.

# SCREW PLUGGABLE SYSTEM

## PART NUMBERS

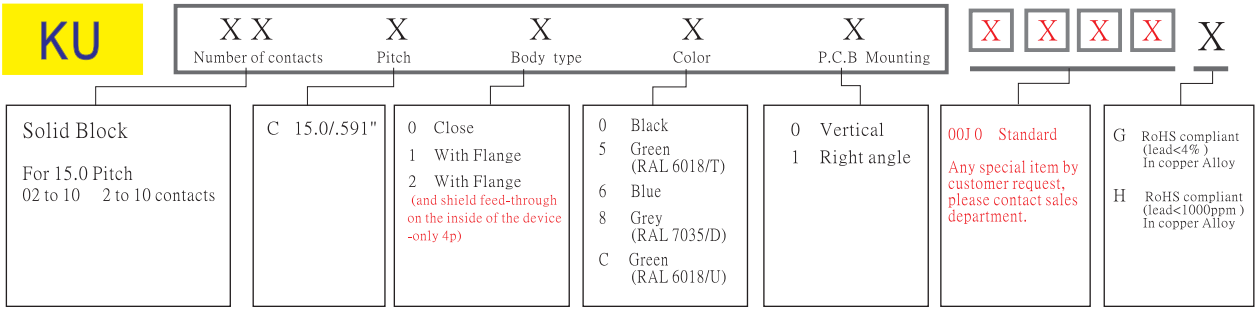

# SCREW PLUGGABLE SYSTEM

KX



Pitch 15.0mm
Poles 2p-10p
KXxxC15000J0G*
Number of poles

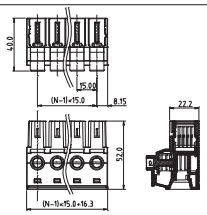

| Electrical: | cULus | IEC |
|---|---|---|
| Voltage rating: | 600V | 1000V |
| Current rating: | 115A | 125A |
| Wire range: | | 0.5-35mm² |
| Solid wire(AWG): | 2-20 | |
| Stranded wire(AWG): | 2-20 | |
| Torque(Lb-In) : | 36.5Lb-In | 2.0N.m |
| Screw: | M5 | |
| Wire strip length: | 19-20mm | |
| Withstanding Voltage: | 2.2KV | 8KV |
| Safety Approval: | cULus | |

KX



Pitch 15.0mm With Flange
Poles 2p-10p
KXxxC15100J0G*
Number of poles

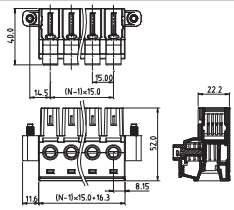

| Electrical: | cULus | IEC |
|---|---|---|
| Voltage rating: | 600V | 1000V |
| Current rating: | 115A | 125A |
| Wire range: | | 0.5-35mm² |
| Solid wire(AWG): | 2-20 | |
| Stranded wire(AWG): | 2-20 | |
| Torque(Lb-In) : | 36.5Lb-In | 2.0N.m |
| Screw: | M5 | |
| Wire strip length: | 19-20mm | |
| Withstanding Voltage: | 2.2KV | 8KV |
| Safety Approval: | cULus | |

KX



Pitch 15.0mm
With Flange and handle
Poles 4p
KX04C15200J0G*
Number of poles

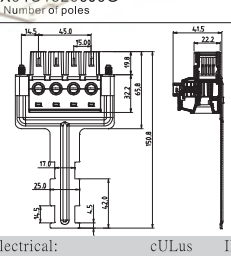

| Electrical: | cULus | IEC |
|---|---|---|
| Voltage rating: | 600V | 1000V |
| Current rating: | 115A | 125A |
| Wire range: | | 0.5-35mm² |
| Solid wire(AWG): | 2-20 | |
| Stranded wire(AWG): | 2-20 | |
| Torque(Lb-In) : | 36.5Lb-In | 2.0N.m |
| Screw: | M5 | |
| Wire strip length: | 19-20mm | |
| Withstanding Voltage: | 2.2KV | 8KV |
| Safety Approval: | cULus | |

## PART NUMBERS

KX | X X Number of contacts | X Pitch | X Screw & Clamp | X Color | X Body type | X X X X X

- Solid Block
  For 15.0 Pitch
  02 to 10 2 to 10 contacts
- C 15.0/.591"
- 1 "-"Slot type W/Steel Stamping Clamp
  2 "*"Combination universal W/Steel Stamping Clamp
- 0 Black
  5 Green (RAL 6018/T)
  6 Blue
  8 Grey (RAL 7035/D)
  C Green (RAL 6018/U)
- 0 W/O Flange
  1 With Flange
  2 With Flange (with handle) (only 4p)
- 00J 0 Standard (Steel screw plating $Cr^{3+}$)
  Any special item by customer request, please contact sales department.
- G RoHS compliant (lead<4% ) In copper Alloy
  H RoHS compliant (lead<1000ppm ) In copper Alloy

For more information,
please contact: Communications@fci.com
or visit us at www.fci.com/terminalblocks

**Disclaimer**
Please note that the above information is subject to change without notice.

# SCREW PLUGGABLE SYSTEM

K4



Pitch 5.08mm (Monting fixed type)
Poles 3p-24p
K4xx53800J0G*

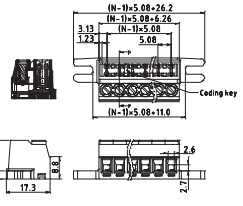

| Electrical: | cULus |
|---|---|
| Voltage rating: | 300V |
| Current rating: | 10A |
| Wire range: | |
| Solid wire(AWG): | 14-24 |
| Stranded wire(AWG): | 14-24 |
| Torque(Lb-In) : | 4.5 |
| Screw: | M3.0 |
| Wire strip length: | 6-7 |
| Safety Approval: | (cULus)pending |

K4



Pitch 5.08mm (Dip solder type)
Poles 3p-24p
K4xx53820J0G*

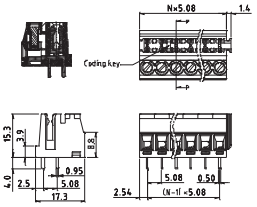

| Electrical: | cULus |
|---|---|
| Voltage rating: | 300V |
| Current rating: | 10A |
| Wire range: | |
| Solid wire(AWG): | 14-24 |
| Stranded wire(AWG): | 14-24 |
| Torque(Lb-In) : | 4.5 |
| Screw: | M3.0 |
| Wire strip length: | 6-7 |
| Safety Approval: | (cULus)pending |

EY



Pitch 5.08mm
Hook on entry side
Poles 2p~24p
EYxx510A00J0G*
Number of poles

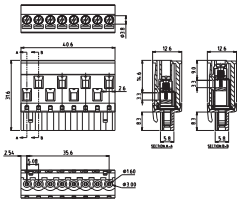

| Electrical: | cULus |
|---|---|
| Voltage rating: | 300V |
| Current rating: | 20A |
| Wire range: | |
| Solid wire(AWG): | 12-24 |
| Stranded wire(AWG): | 12-24 |
| Torque(Lb-In) : | 4.0 |
| Screw: | M3 |
| Wire strip length: | 7~8mm |
| Withstanding Voltage: | 1.6KV |
| Safety Approval: | cULus |

## PART NUMBERS

**K4**

| XX | X | X | X | X | X X X X | X |
|---|---|---|---|---|---|---|
| Number of contacts | Pitch | Screw & Clamp | Color | Body Type | | |

**Number of contacts**
Solid Block
03 to 24 3 to 24 contacts

**Pitch**
5 5.08/.20"

**Screw & Clamp**
2 "-/+"Combination type W/Zinc Alloy Clamp
3 "-"Slot type W/Zinc Alloy Clamp

**Color**
0 Black
5 Green (RAL 6018/T)
6 Blue
8 Grey (RAL 7035/D)

**Body Type**
0 Mounting fixed type (W/O dip solder)
2 Dip solder type (Open stackable type)

**XXXX**
00J0 Standard (Steel screw plating $Cr^{3+}$)
Any special item by customer request, please contact sales department.

**X**
G RoHS compliant (lead<4% ) In copper Alloy
H RoHS compliant (lead<1000ppm ) In copper Alloy

**EY**

| XX | X | X | X | X | X X X X | X |
|---|---|---|---|---|---|---|
| Number of contacts | Pitch | Screw & Clamp | Color | Body Type | | |

**Number of contacts**
Solid Block
For 5.08 Pitch
02 to 24 2 to 24 contacts
For 10.16 Pitch
02 to 12 2 to 12 contacts

**Pitch**
5 5.08/.20"
6 10.16/.40"

**Screw & Clamp**
0 "-/+"Combination type W/Brass Machined Clamp
1 "-"Slot type W/Brass Machined Clamp

**Color**
0 Black
5 Green (RAL 6018/T)
6 Blue
8 Grey (RAL 7035/D)
C Green (RAL 6018/U)

**Body Type**
A Hook on Entry Side
B Hook on Back Side

**XXXX**
00J0 Standard (Steel screw plating $Cr^{3+}$)
Any special item by customer request, please contact sales department.

**X**
G RoHS compliant (lead<4% ) In copper Alloy
H RoHS compliant (lead<1000ppm ) In copper Alloy

# SCREW PLUGGABLE SYSTEM

### K5



Pitch 5.08mm
W/O Flange
Poles 2p-24p
K5xx515000J0G*

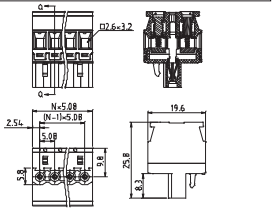

| Electrical: | cULus |
|---|---|
| Voltage rating: | 300V |
| Current rating: | 12A |
| Wire range: | |
| Solid wire(AWG): | 14-24 |
| Stranded wire(AWG): | 14-24 |
| Torque(Lb-In) : | 4.5 |
| Screw: | M3.0 |
| Wire strip length: | 6-7 |
| Safety Approval: | (cULus)pending |

### K5



Pitch 5.08mm
With Flange
Poles 2p-24p
K5xx515100J0G*

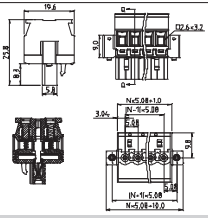

| Electrical: | cULus |
|---|---|
| Voltage rating: | 300V |
| Current rating: | 12A |
| Wire range: | |
| Solid wire(AWG): | 12-24 |
| Stranded wire(AWG): | 12-24 |
| Torque(Lb-In) : | 4.3 |
| Screw: | |
| Wire strip length: | 6-7 |
| Withstanding Voltage: | 1.6KV |
| Safety Approval: | (cULus)pending |

### K5



Pitch 5.08mm
With Latch
Poles 2p-24p
K5xx515200J0G*

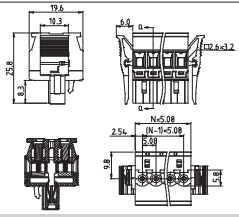

| Electrical: | cULus |
|---|---|
| Voltage rating: | 300V |
| Current rating: | 12A |
| Wire range: | |
| Solid wire(AWG): | 12-24 |
| Stranded wire(AWG): | 12-24 |
| Torque(Lb-In) : | 4.3 |
| Screw: | |
| Wire strip length: | 6-7 |
| Withstanding Voltage: | 1.6KV |
| Safety Approval: | (cULus)pending |

## PART NUMBERS

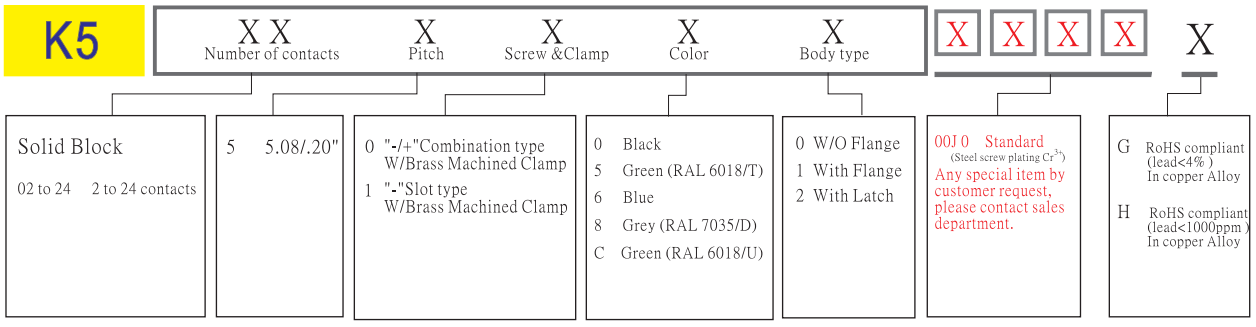


For more information,
please contact: Communications@fci.com
or visit us at www.fci.com/terminalblocks

**Disclaimer**
Please note that the above information is subject to change without notice.

# SCREW PLUGGABLE SYSTEM

## KJ



Pitch 10.16mm
Poles 2P~12P
KJxx615000J0G*
Number of poles

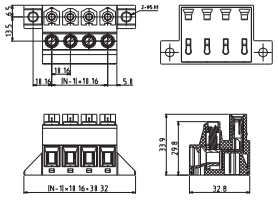

| Electrical: | cULus | IEC |
|---|---|---|
| Voltage rating: | 600V | 1000V |
| Current rating: | 55A | 76A |
| Wire range: | | |
| Solid wire(AWG): | 6-20 | 0.5-16mm² |
| Stranded wire(AWG): | 6-20 | 0.5-16mm² |
| Torque(Lb-In) : | 18Lb-In | 1.2N.m |
| Screw: | M4.5 | |
| Wire strip length: | 13- 14mm | |
| Withstanding Voltage: | 2.2KV | 8KV |
| Safety Approval: | cULus | |

## FW



Pitch 5.0 mm
With Cover SMT type
Poles 2p~12p
FWxx000100J0G*
Number of poles

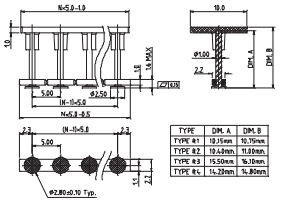

| Electrical: | cULus |
|---|---|
| Voltage rating: | 300V |
| Current rating: | 10A |
| Wire range: | |
| Solid wire(AWG): | |
| Stranded wire(AWG): | |
| Torque(Lb-In) : | |
| Screw: | |
| Wire strip length: | |
| Withstanding Voltage: | 1.6KV |
| Safety Approval: | cULus |

## PART NUMBERS

### KJ

| XX | X | X | X | 0 | X X X X | X |
|---|---|---|---|---|---|---|
| Number of contacts | Pitch | Screw & Clamp | Color | | | |

**Number of contacts**

Solid Block

For 10.16 Pitch
02 to 12 2 to 12 contacts

For 20.32 Pitch
02 to 06 2 to 6 contacts

**Pitch**

6 10.16/.40"
7 20.32/.80"

**Screw & Clamp**

0 "-/+"Combination type W/Brass Machined Clamp
1 "-"Slot type W/Brass Machined Clamp

**Color**

0 Black
5 Green (RAL 6018/T)
6 Blue
8 Grey (RAL 7035/D)
C Green (RAL 6018/U)

**X X X X**

00J0 Standard
(Steel screw plating $Cr^{3+}$)
Any special item by customer request, please contact sales department.

**X**

G RoHS compliant (lead<4% ) In copper Alloy
H RoHS compliant (lead<1000ppm ) In copper Alloy

### FW

| XX | X | X | X | X | X X X X | X |
|---|---|---|---|---|---|---|
| Number of contacts | Pitch | Pin length | Plated | Package | | |

**Number of contacts**

Solid Block

For 5.0 Pitch
02 to 12 2 to 12 contacts

For 10.0 Pitch
02 to 06 2 to 6 contacts

**Pitch**

0 5.0/.197"
1 10.0/.394"

**Pin length**

0 10.15mm & 16.3mm
1 10.4mm
2 15.5mm
3 14.2mm
4 16.0mm
5 13.0mm

**Plated**

0 Tin
1 No Plated
2 G/F

**Package**

1 T&R package
2 T/B package

**X X X X**

00J0 Standard

Any special item by customer request, please contact sales department.

**X**

G RoHS compliant (lead<4% ) In copper Alloy
H RoHS compliant (lead<1000ppm ) In copper Alloy

"*" means FCI Standard item, any other non-standard item, please consult FCI for up-to-date information.

TMBPLUGABSYS0214A4

## Notes

For more information,
please contact: Communications@fci.com
or visit us at www.fci.com/terminalblocks

# SPRING CLAMP PLUGGABLE SYSTEM

## OVERVIEW

For spring clamp pluggable system, the plug uses a spring clamp to contact.

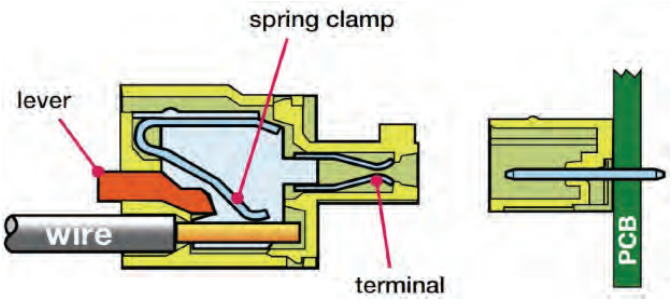




Spring clamp pluggable systems have a quick assembly time. They function like clamps, where the wire is inserted into the terminal block and snapped into place. Spring clamp pluggable systems are used in common appliances because they are easy to set up.

# SPRING CLAMP PLUGGABLE SYSTEM

HI



Pitch 5.0mm
With Hook and Pillar
Poles 2p~24p
HIxx005000J0G*
Number of poles

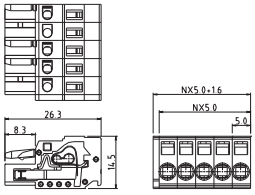

| Electrical: | cULus |
|---|---|
| Voltage rating: | 300V |
| Current rating: | 15A |
| Wire range: | |
| Solid wire(AWG): | 12-28 |
| Stranded wire(AWG): | 12-28 |
| Wire strip length: | 8~9mm |
| Withstanding Voltage: | 1.6KV |
| Safety Approval: | cULus |

HI



Pitch 5.0mm
With Latch
Poles 2p~24p
HIxx005300J0G*
Number of poles

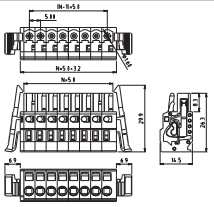

| Electrical: | cULus |
|---|---|
| Voltage rating: | 300V |
| Current rating: | 15A |
| Wire range: | |
| Solid wire(AWG): | 12-28 |
| Stranded wire(AWG): | 12-28 |
| Wire strip length: | 8~9mm |
| Withstanding Voltage: | 1.6KV |
| Safety Approval: | cULus |

HI



Pitch 5.0mm
With Flange
Poles 2p~24p
HIxx005200J0G*
Number of poles

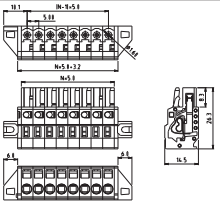

| Electrical: | cULus |
|---|---|
| Voltage rating: | 300V |
| Current rating: | 15A |
| Wire range: | |
| Solid wire(AWG): | 12-28 |
| Stranded wire(AWG): | 12-28 |
| Wire strip length: | 8~9mm |
| Withstanding Voltage: | 1.6KV |
| Safety Approval: | cULus |

HI



Pitch 5.0mm
With Hook, 100% protected against mismating
Poles 2p~24p
HIxx015000J0G*
Number of poles

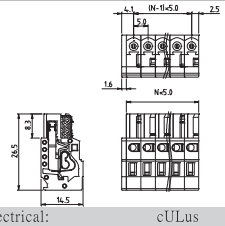

| Electrical: | cULus |
|---|---|
| Voltage rating: | 300V |
| Current rating: | 8A |
| Wire range: | |
| Solid wire(AWG): | 12-28 |
| Stranded wire(AWG): | 12-28 |
| Wire strip length: | 8~9mm |
| Withstanding Voltage: | 1.6KV |
| Safety Approval: | ( cULus )pending |

HI



Pitch 5.0mm
With Latch,100% protected against mismating
Poles 2p~24p
HIxx015300J0G*
Number of poles

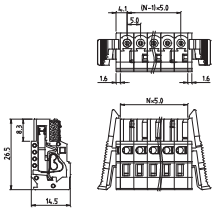

| Electrical: | cULus |
|---|---|
| Voltage rating: | 300V |
| Current rating: | 8A |
| Wire range: | |
| Solid wire(AWG): | 12-28 |
| Stranded wire(AWG): | 12-28 |
| Wire strip length: | 8~9mm |
| Withstanding Voltage: | 1.6KV |
| Safety Approval: | ( cULus )pending |

HI



Pitch 5.0mm
With Flange,100% protected against mismating
Poles 2p~24p
HIxx015200J0G*
Number of poles

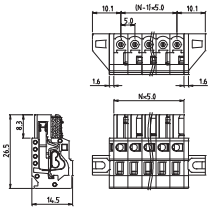

| Electrical: | cULus |
|---|---|
| Voltage rating: | 300V |
| Current rating: | 8A |
| Wire range: | |
| Solid wire(AWG): | 12-28 |
| Stranded wire(AWG): | 12-28 |
| Wire strip length: | 8~9mm |
| Withstanding Voltage: | 1.6KV |
| Safety Approval: | ( cULus )pending |

HI



Pitch 7.5mm
With Hook and Pillar
Poles 2p~16p
HIxx205000J0G*
Number of poles

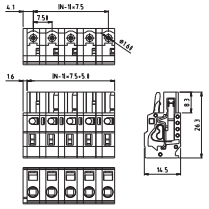

| Electrical: | cULus |
|---|---|
| Voltage rating: | 300V |
| Current rating: | 15A |
| Wire range: | |
| Solid wire(AWG): | 12-28 |
| Stranded wire(AWG): | 12-28 |
| Wire strip length: | 8~9mm |
| Withstanding Voltage: | 1.6KV |
| Safety Approval: | cULus |

HI



Pitch 7.5mm
With Latch
Poles 2p~16p
HIxx205300J0G*
Number of poles

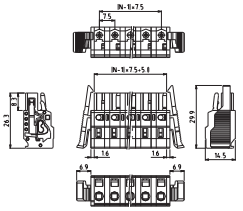

| Electrical: | cULus |
|---|---|
| Voltage rating: | 300V |
| Current rating: | 15A |
| Wire range: | |
| Solid wire(AWG): | 12-28 |
| Stranded wire(AWG): | 12-28 |
| Wire strip length: | 8~9mm |
| Withstanding Voltage: | 1.6KV |
| Safety Approval: | cULus |

For more information,
please contact: Communications@fci.com
or visit us at www.fci.com/terminalblocks

**Disclaimer**
Please note that the above information is subject to change without notice.

# SPRING CLAMP PLUGGABLE SYSTEM

## HI



Pitch 7.5mm
With Flange
Poles 2p~16p
HIxx205200J0G*
Number of poles

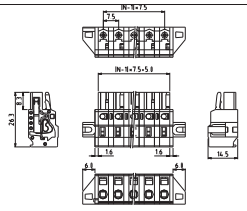

| Electrical: | cULus |
|---|---|
| Voltage rating: | 300V |
| Current rating: | 15A |
| Wire range: | |
| Solid wire(AWG): | 12-28 |
| Stranded wire(AWG): | 12-28 |
| Wire strip length: | 8~9mm |
| Withstanding Voltage: | 1.6KV |
| Safety Approval: | cULus |

## HI



Pitch 7.5mm
With Hook,100% protected against mismating
Poles 2~16p
HIxx215000J0G*
Number of poles

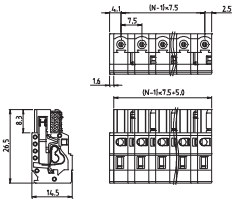

| Electrical: | cULus |
|---|---|
| Voltage rating: | 300V |
| Current rating: | 8A |
| Wire range: | |
| Solid wire(AWG): | 12-28 |
| Stranded wire(AWG): | 12-28 |
| Wire strip length: | 8-9mm |
| Withstanding Voltage: | 1.6KV |
| Safety Approval: | ( cULus )pending |

## HI



Pitch 7.5mm
With Flange,100% protected against mismating
Poles 2~16p
HIxx215200J0G*
Number of poles

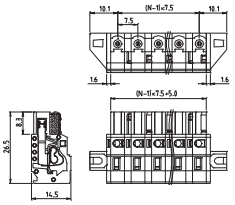

| Electrical: | cULus |
|---|---|
| Voltage rating: | 300V |
| Current rating: | 8A |
| Wire range: | |
| Solid wire(AWG): | 12-28 |
| Stranded wire(AWG): | 12-28 |
| Wire strip length: | 8-9mm |
| Withstanding Voltage: | 1.6KV |
| Safety Approval: | ( cULus )pending |

## HI



Pitch 7.5mm
With Latch,100% protected against mismating
Poles 2~16p
HIxx215300J0G*
Number of poles

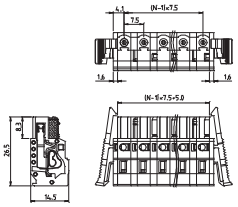

| Electrical: | cULus |
|---|---|
| Voltage rating: | 300V |
| Current rating: | 8A |
| Wire range: | |
| Solid wire(AWG): | 12-28 |
| Stranded wire(AWG): | 12-28 |
| Wire strip length: | 8-9mm |
| Withstanding Voltage: | 1.6KV |
| Safety Approval: | ( cULus )pending |

## HI



Pitch 7.62mm
With Hook and Pillar
Poles 2p~16p
HIxx305000J0G*
Number of poles

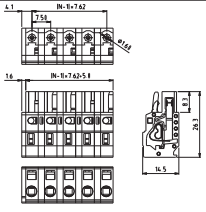

| Electrical: | cULus |
|---|---|
| Voltage rating: | 300V |
| Current rating: | 15A |
| Wire range: | |
| Solid wire(AWG): | 12-28 |
| Stranded wire(AWG): | 12-28 |
| Wire strip length: | 8~9mm |
| Withstanding Voltage: | 1.6KV |
| Safety Approval: | cULus |

## HI



Pitch 7.62mm
With Latch
Poles 2p~16p
HIxx305300J0G*
Number of poles

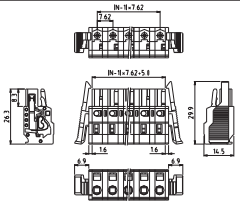

| Electrical: | cULus |
|---|---|
| Voltage rating: | 300V |
| Current rating: | 15A |
| Wire range: | |
| Solid wire(AWG): | 12-28 |
| Stranded wire(AWG): | 12-28 |
| Wire strip length: | 8~9mm |
| Withstanding Voltage: | 1.6KV |
| Safety Approval: | cULus |

## HI



Pitch 7.62mm
With Flange
Poles 2p~16p
HIxx305200J0G*
Number of poles

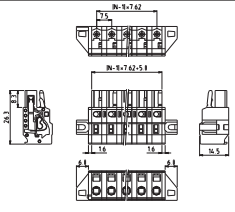

| Electrical: | cULus |
|---|---|
| Voltage rating: | 300V |
| Current rating: | 15A |
| Wire range: | |
| Solid wire(AWG): | 12-28 |
| Stranded wire(AWG): | 12-28 |
| Wire strip length: | 8~9mm |
| Withstanding Voltage: | 1.6KV |
| Safety Approval: | cULus |

## HN



Pitch 5.08mm
Poles 2p~24p
HNxx505000J0G*
Number of poles

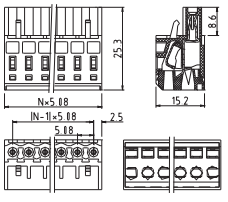

| Electrical: | cULus |
|---|---|
| Voltage rating: | 300V |
| Current rating: | 10A |
| Wire range: | |
| Solid wire(AWG): | 12-26 |
| Stranded wire(AWG): | 14-26 |
| Wire strip length: | 9~10mm |
| Withstanding Voltage: | 1.6KV |
| Safety Approval: | cULus |

# SPRING CLAMP PLUGGABLE SYSTEM

## PART NUMBERS

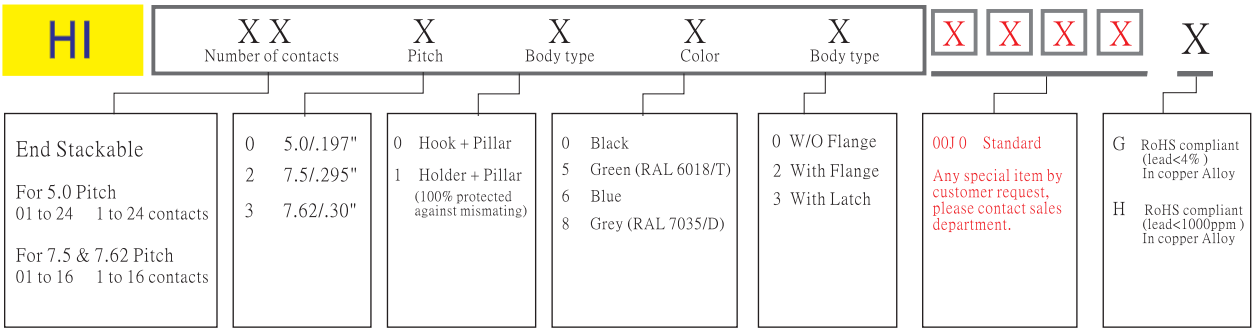


For more information,
please contact: Communications@fci.com
or visit us at www.fci.com/terminalblocks

**Disclaimer**
Please note that the above information is subject to change without notice.

# SPRING CLAMP PLUGGABLE SYSTEM

## HN



Pitch 5.08mm
With Flange
Poles 2p~24p
HNxx505200J0G*
Number of poles

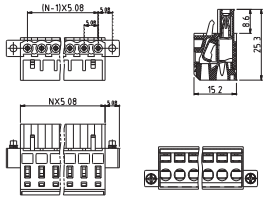

| Electrical: | cULus |
|---|---|
| Voltage rating: | 300V |
| Current rating: | 10A |
| Wire range: | |
| Solid wire(AWG): | 12-26 |
| Stranded wire(AWG): | 14-26 |
| Wire strip length: | 9~10mm |
| Withstanding Voltage: | 1.6KV |
| Safety Approval: | cULus |

## HP



Pitch 3.81mm
Poles 2p~24p
HPxx305000J0G*
Number of poles

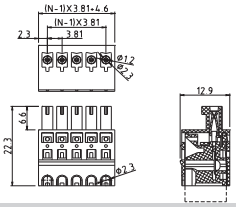

| Electrical: | cULus |
|---|---|
| Voltage rating: | 300V |
| Current rating: | 5A |
| Wire range: | |
| Solid wire(AWG): | 20-22 |
| Stranded wire(AWG): | 20-22 |
| Wire strip length: | |
| Withstanding Voltage: | 1.6KV |
| Safety Approval: | cULus |

## HP



Pitch 3.81mm
With Flange
Poles 2p~24p
HPxx305200J0G*
Number of poles

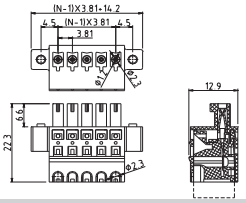

| Electrical: | cULus |
|---|---|
| Voltage rating: | 300V |
| Current rating: | 5A |
| Wire range: | |
| Solid wire(AWG): | 20-22 |
| Stranded wire(AWG): | 20-22 |
| Wire strip length: | |
| Withstanding Voltage: | 1.6KV |
| Safety Approval: | cULus |

## HP



Pitch 5.08mm
Poles 2p~24p
HPxx505000J0G*
Number of poles

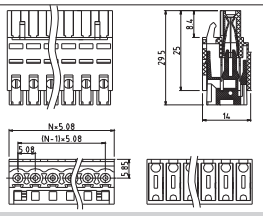

| Electrical: | cULus |
|---|---|
| Voltage rating: | 300V |
| Current rating: | 7A |
| Wire range: | |
| Solid wire(AWG): | 18-22 |
| Stranded wire(AWG): | 18-22 |
| Wire strip length: | |
| Withstanding Voltage: | 1.6KV |
| Safety Approval: | cULus |

## HP

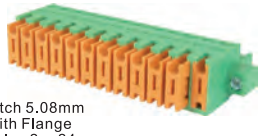

Pitch 5.08mm
With Flange
Poles 2p~24p
HPxx505200J0G*
Number of poles

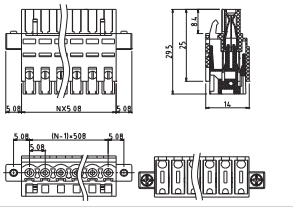

| Electrical: | cULus |
|---|---|
| Voltage rating: | 300V |
| Current rating: | 7A |
| Wire range: | |
| Solid wire(AWG): | 18-22 |
| Stranded wire(AWG): | 18-22 |
| Wire strip length: | |
| Withstanding Voltage: | 1.6KV |
| Safety Approval: | cULus |

# SPRING CLAMP PLUGGABLE SYSTEM

## PART NUMBERS

**HN** | X X Number of contacts | X Pitch | 0 | X Color | X Body type | X X X X | X

- Number of contacts: Solid Block; 02 to 24 — 2 to 24 contacts
- Pitch: 1 — 3.5/.138"; 5 — 5.08/.20"
- Color: 0 — Black; 5 — Green (RAL 6018/T); 6 — Blue; 8 — Grey (RAL 7035/D)
- Body type: 0 — W/O Flange; 2 — With Flange
- X X X X: 00J 0 — Standard. Any special item by customer request, please contact sales department.
- X: G — RoHS compliant (lead<4% ) In copper Alloy; H — RoHS compliant (lead<1000ppm ) In copper Alloy

**HP** | X X Number of contacts | X Pitch | 0 | X Color | X Body type | X X X X | X

- Number of contacts: Solid Block; 02 to 24 — 2 to 24 contacts
- Pitch: 3 — 3.81/.15"; 5 — 5.08/.20"
- Color: 0 — Black; 5 — Green (RAL 6018/T); 6 — Blue; 8 — Grey (RAL 7035/D)
- Body type: 0 — W/O Flange; 2 — With Flange
- X X X X: 00J 0 — Standard. Any special item by customer request, please contact sales department.
- X: G — RoHS compliant (lead<4% ) In copper Alloy; H — RoHS compliant (lead<1000ppm ) In copper Alloy

# SPRING CLAMP PLUGGABLE SYSTEM

## HW



Pitch 2.5mm
Poles 2p~24p
HWxxB05000J0G*
Number of poles

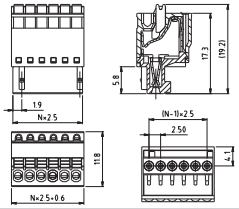

| Electrical: | cULus |
|---|---|
| Voltage rating: | 150V |
| Current rating: | 4A |
| Wire range: | |
| Solid wire(AWG): | 20-28 |
| Stranded wire(AWG): | 20-28 |
| Wire strip length: | 7~8mm |
| Withstanding Voltage: | 1.3KV |
| Safety Approval: | cULus |

## HW



Pitch 3.5mm
Poles 2p~24p
HWxx105000J0G*
Number of poles

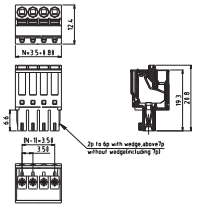

| Electrical: | cULus |
|---|---|
| Voltage rating: | 300V |
| Current rating: | 8A |
| Wire range: | |
| Solid wire(AWG): | 16-28 |
| Stranded wire(AWG): | 16-28 |
| Wire strip length: | 8~9mm |
| Withstanding Voltage: | 1.6KV |
| Safety Approval: | cULus |

## HW



Pitch 3.5mm
With Flange
Poles 2p~24p
HWxx105200J0G*
Number of poles

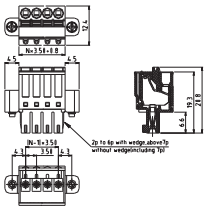

| Electrical: | cULus |
|---|---|
| Voltage rating: | 300V |
| Current rating: | 8A |
| Wire range: | |
| Solid wire(AWG): | 16-28 |
| Stranded wire(AWG): | 16-28 |
| Wire strip length: | 8~9mm |
| Withstanding Voltage: | 1.6KV |
| Safety Approval: | cULus |

## HW



Pitch 3.81mm
Poles 2p~24p
HWxx305000J0G*
Number of poles

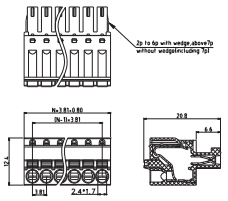

| Electrical: | cULus |
|---|---|
| Voltage rating: | 300V |
| Current rating: | 8A |
| Wire range: | |
| Solid wire(AWG): | 16-28 |
| Stranded wire(AWG): | 16-28 |
| Wire strip length: | 8~9mm |
| Withstanding Voltage: | 1.6KV |
| Safety Approval: | cULus |

## HW



Pitch 3.81mm
With Flange
Poles 2p~24p
HWxx305200J0G*
Number of poles

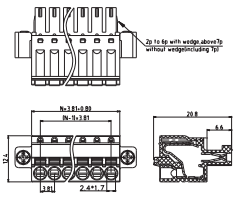

| Electrical: | cULus |
|---|---|
| Voltage rating: | 300V |
| Current rating: | 8A |
| Wire range: | |
| Solid wire(AWG): | 16-28 |
| Stranded wire(AWG): | 16-28 |
| Wire strip length: | 8~9mm |
| Withstanding Voltage: | 1.6KV |
| Safety Approval: | cULus |

## HW



Pitch 5.0mm
Contact on down side
Poles 2p~24p
HWxx705000J0G*
Number of poles

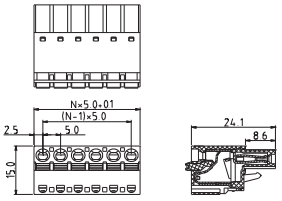

| Electrical: | cULus |
|---|---|
| Voltage rating: | 300V |
| Current rating: | 10A |
| Wire range: | |
| Solid wire(AWG): | 12-26 |
| Stranded wire(AWG): | 12-26 |
| Wire strip length: | 8~9mm |
| Withstanding Voltage: | 1.6KV |
| Safety Approval: | cULus |

## HW



Pitch 5.0mm - With Flange
Contact on down side
Poles 2p~24p
HWxx705200J0G*
Number of poles

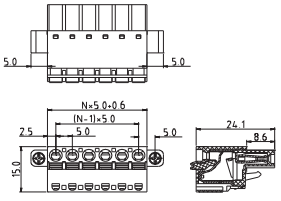

| Electrical: | cULus |
|---|---|
| Voltage rating: | 300V |
| Current rating: | 10A |
| Wire range: | |
| Solid wire(AWG): | 12-26 |
| Stranded wire(AWG): | 12-26 |
| Wire strip length: | 8~9mm |
| Withstanding Voltage: | 1.6KV |
| Safety Approval: | cULus |

## HW



Pitch 5.0mm
Contact on up side
Poles 2p~24p
HWxx705100J0G*
Number of poles

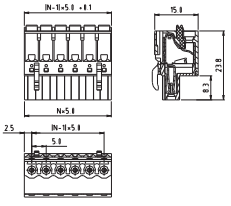

| Electrical: | cULus |
|---|---|
| Voltage rating: | 300V |
| Current rating: | 10A |
| Wire range: | |
| Solid wire(AWG): | 12-26 |
| Stranded wire(AWG): | 12-26 |
| Wire strip length: | 9~10mm |
| Withstanding Voltage: | 1.6KV |
| Safety Approval: | cULus |

# SPRING CLAMP PLUGGABLE SYSTEM

## HW



Pitch 5.0mm - With Flange
Contact on up side
Poles 2p~24p
HWxx705300J0G*
Number of poles

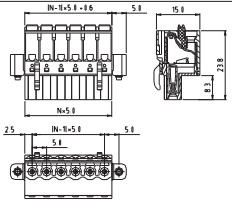

| Electrical: | cULus |
|---|---|
| Voltage rating: | 300V |
| Current rating: | 10A |
| Wire range: | |
| Solid wire(AWG): | 12-26 |
| Stranded wire(AWG): | 12-26 |
| Wire strip length: | 9~10mm |
| Withstanding Voltage: | 1.6KV |
| Safety Approval: | cULus |

## HW



Pitch 5.08mm
Contact on down side
Poles 2p~24p
HWxx505000J0G*
Number of poles

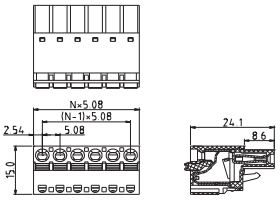

| Electrical: | cULus |
|---|---|
| Voltage rating: | 300V |
| Current rating: | 10A |
| Wire range: | |
| Solid wire(AWG): | 12-26 |
| Stranded wire(AWG): | 12-26 |
| Wire strip length: | 8~9mm |
| Withstanding Voltage: | 1.6KV |
| Safety Approval: | cULus |

## HW



Pitch 5.08mm - With Flange
Contact on down side
Poles 2p~24p
HWxx505200J0G*
Number of poles

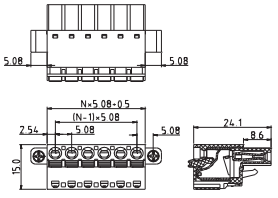

| Electrical: | cULus |
|---|---|
| Voltage rating: | 300V |
| Current rating: | 10A |
| Wire range: | |
| Solid wire(AWG): | 12-26 |
| Stranded wire(AWG): | 12-26 |
| Wire strip length: | 8~9mm |
| Withstanding Voltage: | 1.6KV |
| Safety Approval: | cULus |

## HW



Pitch 5.08mm
Contact on up side
Poles 2p~24p
HWxx505100J0G*
Number of poles

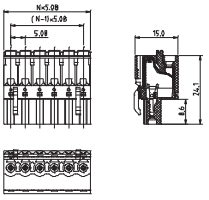

| Electrical: | cULus |
|---|---|
| Voltage rating: | 300V |
| Current rating: | 10A |
| Wire range: | |
| Solid wire(AWG): | 12-26 |
| Stranded wire(AWG): | 12-26 |
| Wire strip length: | 9~10mm |
| Withstanding Voltage: | 1.6KV |
| Safety Approval: | cULus |

## HW



Pitch 5.08mm - With Flange
Contact on up side
Poles 2p~24p
HWxx505300J0G*
Number of poles

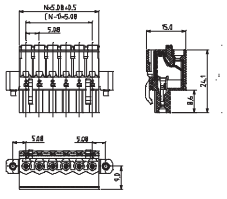

| Electrical: | cULus |
|---|---|
| Voltage rating: | 300V |
| Current rating: | 10A |
| Wire range: | |
| Solid wire(AWG): | 12-26 |
| Stranded wire(AWG): | 12-26 |
| Wire strip length: | 9~10mm |
| Withstanding Voltage: | 1.6KV |
| Safety Approval: | cULus |

## HW



Pitch 5.08mm
Contact in the middle
Poles 2p~24p
HWxx505400J0G*
Number of poles

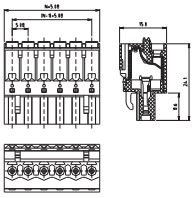

| Electrical: | cULus |
|---|---|
| Voltage rating: | 300V |
| Current rating: | 10A |
| Wire range: | |
| Solid wire(AWG): | 12-26 |
| Stranded wire(AWG): | 12-26 |
| Wire strip length: | 8~9mm |
| Withstanding Voltage: | 1.6KV |
| Safety Approval: | cULus |

## HW



Pitch 5.08mm - With Flange
Contact in the middle
Poles 2p~24p
HWxx505500J0G*
Number of poles

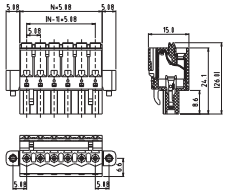

| Electrical: | cULus |
|---|---|
| Voltage rating: | 300V |
| Current rating: | 10A |
| Wire range: | |
| Solid wire(AWG): | 12-26 |
| Stranded wire(AWG): | 12-26 |
| Wire strip length: | 8~9mm |
| Withstanding Voltage: | 1.6KV |
| Safety Approval: | cULus |

## HW



Pitch 7.5mm
Contact on down side
Poles 2p~16p
HWxxA05000J0G*
Number of poles

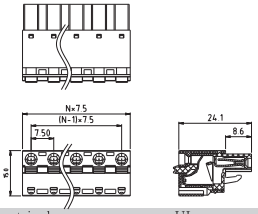

| Electrical: | cULus |
|---|---|
| Voltage rating: | 300V |
| Current rating: | 10A |
| Wire range: | |
| Solid wire(AWG): | 12-26 |
| Stranded wire(AWG): | 12-26 |
| Wire strip length: | 8~9mm |
| Withstanding Voltage: | 1.6KV |
| Safety Approval: | cULus |

For more information,
please contact: Communications@fci.com
or visit us at www.fci.com/terminalblocks

**Disclaimer**
Please note that the above information is subject to change without notice.

# SPRING CLAMP PLUGGABLE SYSTEM

HW



Pitch 7.5mm - With Flange
Contact on down side
Poles 2p~16p
HWxxA05200J0G*
Number of poles

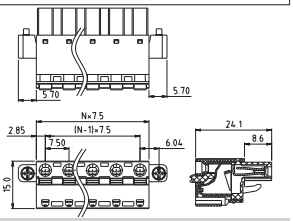

| Electrical: | cULus |
|---|---|
| Voltage rating: | 300V |
| Current rating: | 10A |
| Wire range: | |
| Solid wire(AWG): | 12-26 |
| Stranded wire(AWG): | 12-26 |
| Wire strip length: | 8~9mm |
| Withstanding Voltage: | 1.6KV |
| Safety Approval: | cULus |

HW



Pitch 7.62mm
Contact on down side
Poles 2p~16p
HWxx005000J0G*
Number of poles

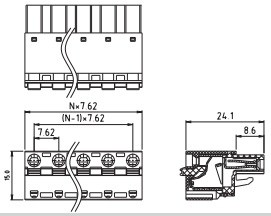

| Electrical: | cULus |
|---|---|
| Voltage rating: | 300V |
| Current rating: | 10A |
| Wire range: | |
| Solid wire(AWG): | 12-26 |
| Stranded wire(AWG): | 12-26 |
| Wire strip length: | 8~9mm |
| Withstanding Voltage: | 1.6KV |
| Safety Approval: | cULus |

HW



Pitch 7.62mm - With Flange
Contact on down side
Poles 2p~16p
HWxx005200J0G*
Number of poles

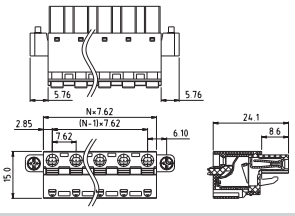

| Electrical: | cULus |
|---|---|
| Voltage rating: | 300V |
| Current rating: | 10A |
| Wire range: | |
| Solid wire(AWG): | 12-26 |
| Stranded wire(AWG): | 12-26 |
| Wire strip length: | 8~9mm |
| Withstanding Voltage: | 1.6KV |
| Safety Approval: | cULus |

## PART NUMBERS

**HW** | XX Number of contacts | X Pitch | 0 | X Color | X Body type | XXXXX

**XX Number of contacts**

Solid Block

For 2.5 & 3.5 & 3.81 Pitch
02 to 24 2 to 24 contacts

For 7.5 & 7.62 Pitch
02 to 16 2 to 16 contacts

**X Pitch**

B 2.5/.098"
1 3.5/.138"
3 3.81/.15"
A 7.5/.295"
0 7.62/.30"

**X Color**

0 Black
5 Green (RAL 6018/T)
6 Blue
8 Grey (RAL 7035/D)

**X Body type**

0 W/O Flange
2 With Flange
(Only pitch 3.5/3.81/7.5/7.62)

**XXXXX**

00J 0 Standard

Any special item by customer request, please contact sales department.

**X**

G RoHS compliant (lead<4% ) In copper Alloy

H RoHS compliant (lead<1000ppm ) In copper Alloy

**HW** | XX Number of contacts | X Pitch | 0 | X Color | X Body type | XXXXX

**XX Number of contacts**

Solid Block

02 to 24 2 to 24 contacts

**X Pitch**

5 5.08/.20"
7 5.0/.197"

**X Color**

0 Black
5 Green (RAL 6018/T)
6 Blue
8 Grey (RAL 7035/D)

**X Body type**

0 W/O Flange
Contact on down side
1 W/O Flange
Contact on up side
2 With Flange
Contact on down side
3 With Flange
Contact on up side
4 W/O Flange
Contact in the middle
(Only pitch 5.08)
5 With Flange
Contact in the middle
(Only pitch 5.08)

**XXXXX**

00J 0 Standard

Any special item by customer request, please contact sales department.

**X**

G RoHS compliant (lead<4% ) In copper Alloy

H RoHS compliant (lead<1000ppm ) In copper Alloy

# SPRING CLAMP PLUGGABLE SYSTEM

## H4



Pitch 5.0mm
Hook on entry side
Poles 2p~24p
H4xx705A00J0G*
Number of poles

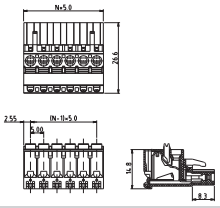

| Electrical: | cULus |
|---|---|
| Voltage rating: | 300V |
| Current rating: | 10A |
| Wire range: | |
| Solid wire(AWG): | 12-26 |
| Stranded wire(AWG): | 12-26 |
| Wire strip length: | 9~10mm |
| Withstanding Voltage: | 1.6KV |
| Safety Approval: | cULus |

## H4



Pitch 5.0mm - With Flange
Hook on entry side
Poles 2p~24p
H4xx705C00J0G*
Number of poles

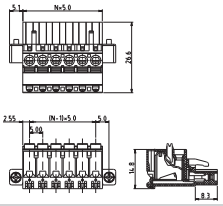

| Electrical: | cULus |
|---|---|
| Voltage rating: | 300V |
| Current rating: | 10A |
| Wire range: | |
| Solid wire(AWG): | 12-26 |
| Stranded wire(AWG): | 12-26 |
| Wire strip length: | 9~10mm |
| Withstanding Voltage: | 1.6KV |
| Safety Approval: | cULus |

## H4



Pitch 5.0mm
Hook on back side
Poles 2p~24p
H4xx705B00J0G*
Number of poles

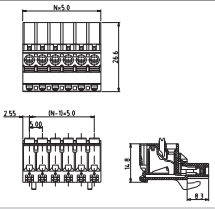

| Electrical: | cULus |
|---|---|
| Voltage rating: | 300V |
| Current rating: | 10A |
| Wire range: | |
| Solid wire(AWG): | 12-26 |
| Stranded wire(AWG): | 12-26 |
| Wire strip length: | 9~10mm |
| Withstanding Voltage: | 1.6KV |
| Safety Approval: | cULus |

## H4



Pitch 5.0mm - With Flange
Hook on back side
Poles 2p~24p
H4xx705D00J0G*
Number of poles

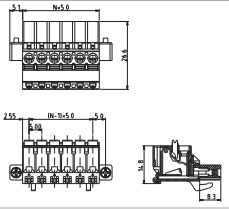

| Electrical: | cULus |
|---|---|
| Voltage rating: | 300V |
| Current rating: | 10A |
| Wire range: | |
| Solid wire(AWG): | 12-26 |
| Stranded wire(AWG): | 12-26 |
| Wire strip length: | 9~10mm |
| Withstanding Voltage: | 1.6KV |
| Safety Approval: | cULus |

## H4



Pitch 5.08mm
Hook on entry side
Poles 2p~24p
H4xx505A00J0G*
Number of poles

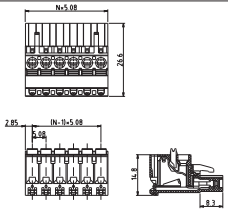

| Electrical: | cULus |
|---|---|
| Voltage rating: | 300V |
| Current rating: | 10A |
| Wire range: | |
| Solid wire(AWG): | 12-26 |
| Stranded wire(AWG): | 12-26 |
| Wire strip length: | 9~10mm |
| Withstanding Voltage: | 1.6KV |
| Safety Approval: | cULus |

## H4



Pitch 5.08mm - With Flange
Hook on entry side
Poles 2p~24p
H4xx505C00J0G*
Number of poles

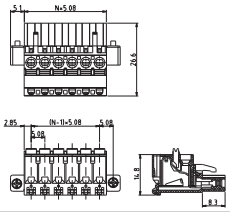

| Electrical: | cULus |
|---|---|
| Voltage rating: | 300V |
| Current rating: | 10A |
| Wire range: | |
| Solid wire(AWG): | 12-26 |
| Stranded wire(AWG): | 12-26 |
| Wire strip length: | 9~10mm |
| Withstanding Voltage: | 1.6KV |
| Safety Approval: | cULus |

## H4



Pitch 5.08mm
Hook on back side
Poles 2p~24p
H4xx505B00J0G*
Number of poles

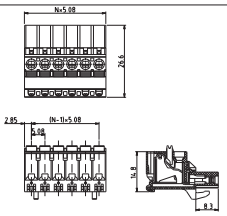

| Electrical: | cULus |
|---|---|
| Voltage rating: | 300V |
| Current rating: | 10A |
| Wire range: | |
| Solid wire(AWG): | 12-26 |
| Stranded wire(AWG): | 12-26 |
| Wire strip length: | 9~10mm |
| Withstanding Voltage: | 1.6KV |
| Safety Approval: | cULus |

## H4



Pitch 5.08mm - With Flange
Hook on back side
Poles 2p~24p
H4xx505D00J0G*
Number of poles

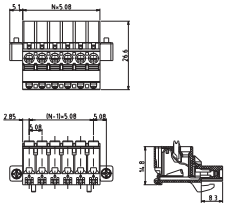

| Electrical: | cULus |
|---|---|
| Voltage rating: | 300V |
| Current rating: | 10A |
| Wire range: | |
| Solid wire(AWG): | 12-26 |
| Stranded wire(AWG): | 12-26 |
| Wire strip length: | 9~10mm |
| Withstanding Voltage: | 1.6KV |
| Safety Approval: | cULus |

For more information,
please contact: Communications@fci.com
or visit us at www.fci.com/terminalblocks

**Disclaimer**
Please note that the above information is subject to change without notice.

# SPRING CLAMP PLUGGABLE SYSTEM

## PART NUMBERS

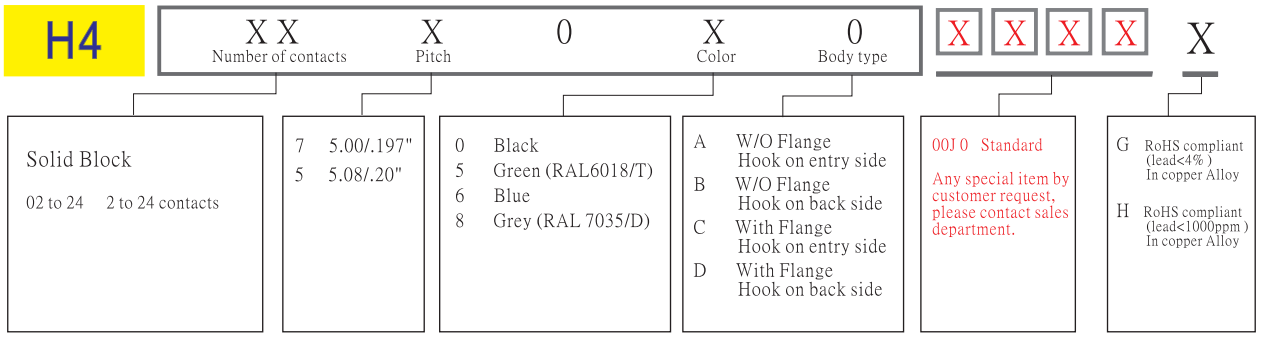

# SPRING CLAMP PLUGGABLE SYSTEM

## H5



Pitch 3.5mm
Poles 2p~24p
H5xx105000J0G*
Number of poles

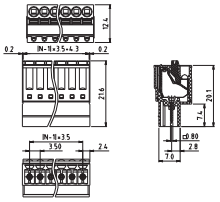

| Electrical: | cULus |
|---|---|
| Voltage rating: | 300V |
| Current rating: | 4A |
| Wire range: | |
| Solid wire(AWG): | 16-28 |
| Stranded wire(AWG): | 16-28 |
| Wire strip length: | 9~10mm |
| Withstanding Voltage: | 1.6KV |
| Safety Approval: | cULus |

## H5



Pitch 3.5mm
Flange with Nut
Poles 2p~24p
H5xx105200J0G*
Number of poles

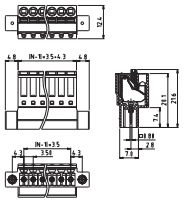

| Electrical: | cULus |
|---|---|
| Voltage rating: | 300V |
| Current rating: | 4A |
| Wire range: | |
| Solid wire(AWG): | 16-28 |
| Stranded wire(AWG): | 16-28 |
| Wire strip length: | 9~10mm |
| Withstanding Voltage: | 1.6KV |
| Safety Approval: | cULus |

## H5



Pitch 3.5mm
Flange with Screw
Poles 2p~24p
H5xx105100J0G*
Number of poles

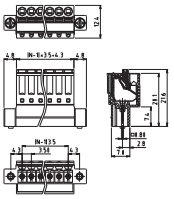

| Electrical: | cULus |
|---|---|
| Voltage rating: | 300V |
| Current rating: | 4A |
| Wire range: | |
| Solid wire(AWG): | 16-28 |
| Stranded wire(AWG): | 16-28 |
| Wire strip length: | 9~10mm |
| Withstanding Voltage: | 1.6KV |
| Safety Approval: | cULus |

## H5



Pitch 3.81mm
Poles 2p~24p
H5xx305000J0G*
Number of poles

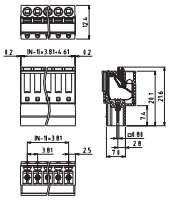

| Electrical: | cULus |
|---|---|
| Voltage rating: | 300V |
| Current rating: | 4A |
| Wire range: | |
| Solid wire(AWG): | 16-28 |
| Stranded wire(AWG): | 16-28 |
| Wire strip length: | 9~10mm |
| Withstanding Voltage: | 1.6KV |
| Safety Approval: | cULus |

## H5



Pitch 3.81mm
Flange with Nut
Poles 2p~24p
H5xx305200J0G*
Number of poles

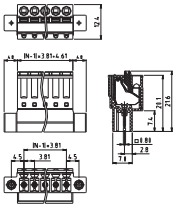

| Electrical: | cULus |
|---|---|
| Voltage rating: | 300V |
| Current rating: | 4A |
| Wire range: | |
| Solid wire(AWG): | 16-28 |
| Stranded wire(AWG): | 16-28 |
| Wire strip length: | 9~10mm |
| Withstanding Voltage: | 1.6KV |
| Safety Approval: | cULus |

## H5



Pitch 3.81mm
Flange with Screw
Poles 2p~24p
H5xx305100J0G*
Number of poles

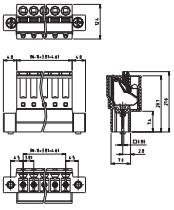

| Electrical: | cULus |
|---|---|
| Voltage rating: | 300V |
| Current rating: | 4A |
| Wire range: | |
| Solid wire(AWG): | 16-28 |
| Stranded wire(AWG): | 16-28 |
| Wire strip length: | 9~10mm |
| Withstanding Voltage: | 1.6KV |
| Safety Approval: | cULus |

## H5



Pitch 5.0mm
Poles 2p~24p
H5xx705000J0G*
Number of poles

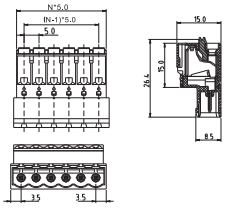

| Electrical: | cULus |
|---|---|
| Voltage rating: | 300V |
| Current rating: | 10A |
| Wire range: | |
| Solid wire(AWG): | 12-26 |
| Stranded wire(AWG): | 12-26 |
| Wire strip length: | 9~10mm |
| Withstanding Voltage: | 1.6KV |
| Safety Approval: | cULus |

## H5



Pitch 5.0mm
Flange with Nut
Poles 2p~24p
H5xx705200J0G*
Number of poles

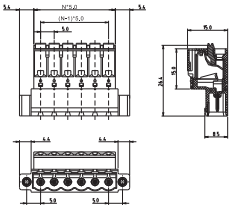

| Electrical: | cULus |
|---|---|
| Voltage rating: | 300V |
| Current rating: | 10A |
| Wire range: | |
| Solid wire(AWG): | 12-26 |
| Stranded wire(AWG): | 12-26 |
| Wire strip length: | 9~10mm |
| Withstanding Voltage: | 1.6KV |
| Safety Approval: | cULus |

For more information,
please contact: Communications@fci.com
or visit us at www.fci.com/terminalblocks

**Disclaimer**
Please note that the above information is subject to change without notice.

# SPRING CLAMP PLUGGABLE SYSTEM

### H5



Pitch 5.0mm
Flange with Screw
Poles 2p~24p
H5xx705100J0G*
Number of poles

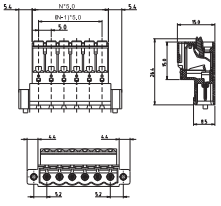

| Electrical: | cULus |
|---|---|
| Voltage rating: | 300V |
| Current rating: | 10A |
| Wire range: | |
| Solid wire(AWG): | 12-26 |
| Stranded wire(AWG): | 12-26 |
| Wire strip length: | 9~10mm |
| Withstanding Voltage: | 1.6KV |
| Safety Approval: | cULus |

### H5



Pitch 5.08mm
Poles 2p~24p
H5xx505000J0G*
Number of poles

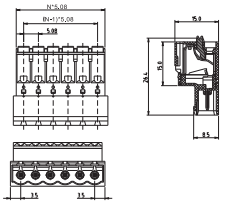

| Electrical: | cULus |
|---|---|
| Voltage rating: | 300V |
| Current rating: | 10A |
| Wire range: | |
| Solid wire(AWG): | 12-26 |
| Stranded wire(AWG): | 12-26 |
| Wire strip length: | 9~10mm |
| Withstanding Voltage: | 1.6KV |
| Safety Approval: | cULus |

### H5



Pitch 5.08mm
Flange with Nut
Poles 2p~24p
H5xx505200J0G*
Number of poles

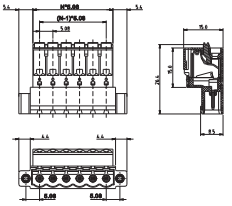

| Electrical: | cULus |
|---|---|
| Voltage rating: | 300V |
| Current rating: | 10A |
| Wire range: | |
| Solid wire(AWG): | 12-26 |
| Stranded wire(AWG): | 12-26 |
| Wire strip length: | 9~10mm |
| Withstanding Voltage: | 1.6KV |
| Safety Approval: | cULus |

### H5



Pitch 5.08mm
Flange with Screw
Poles 2p~24p
H5xx505100J0G*
Number of poles

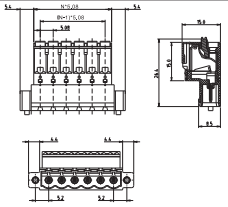

| Electrical: | cULus |
|---|---|
| Voltage rating: | 300V |
| Current rating: | 10A |
| Wire range: | |
| Solid wire(AWG): | 12-26 |
| Stranded wire(AWG): | 12-26 |
| Wire strip length: | 9~10mm |
| Withstanding Voltage: | 1.6KV |
| Safety Approval: | cULus |

### H5



Pitch 7.5mm
Poles 2p~16p
H5xxA05000J0G*
Number of poles

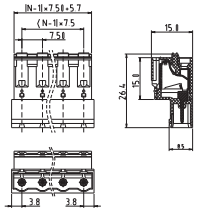

| Electrical: | cULus |
|---|---|
| Voltage rating: | 300V |
| Current rating: | 10A |
| Wire range: | |
| Solid wire(AWG): | 12-26 |
| Stranded wire(AWG): | 12-26 |
| Wire strip length: | 9~10mm |
| Withstanding Voltage: | 1.6KV |
| Safety Approval: | cULus |

### H5



Pitch 7.5mm
Flange with Nut
Poles 2p~16p
H5xxA05200J0G*
Number of poles

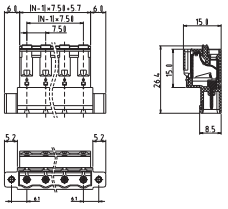

| Electrical: | cULus |
|---|---|
| Voltage rating: | 300V |
| Current rating: | 10A |
| Wire range: | |
| Solid wire(AWG): | 12-26 |
| Stranded wire(AWG): | 12-26 |
| Wire strip length: | 9~10mm |
| Withstanding Voltage: | 1.6KV |
| Safety Approval: | cULus |

### H5



Pitch 7.5mm
Flange with Screw
Poles 2p~16p
H5xxA05100J0G*
Number of poles

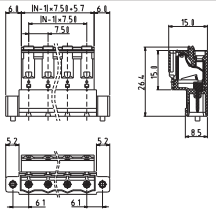

| Electrical: | cULus |
|---|---|
| Voltage rating: | 300V |
| Current rating: | 10A |
| Wire range: | |
| Solid wire(AWG): | 12-26 |
| Stranded wire(AWG): | 12-26 |
| Wire strip length: | 9~10mm |
| Withstanding Voltage: | 1.6KV |
| Safety Approval: | cULus |

### H5



Pitch 7.62mm
Poles 2p~16p
H5xx005000J0G*
Number of poles

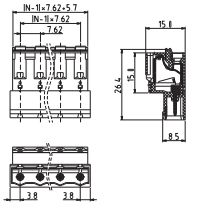

| Electrical: | cULus |
|---|---|
| Voltage rating: | 300V |
| Current rating: | 10A |
| Wire range: | |
| Solid wire(AWG): | 12-26 |
| Stranded wire(AWG): | 12-26 |
| Wire strip length: | 9~10mm |
| Withstanding Voltage: | 1.6KV |
| Safety Approval: | cULus |

# SPRING CLAMP PLUGGABLE SYSTEM

H5



Pitch 7.62mm
Flange with Nut
Poles 2p~16p
H5xx005200J0G*
Number of poles

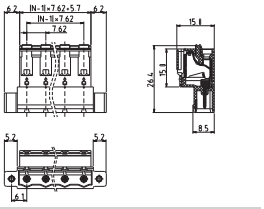

| Electrical: | cULus |
|---|---|
| Voltage rating: | 300V |
| Current rating: | 10A |
| Wire range: | |
| Solid wire(AWG): | 12-26 |
| Stranded wire(AWG): | 12-26 |
| Wire strip length: | 6~7mm |
| Withstanding Voltage: | 1.6KV |
| Safety Approval: | |

H5



Pitch 7.62mm
Flange with Screw
Poles 2p~16p
H5xx005100J0G*
Number of poles

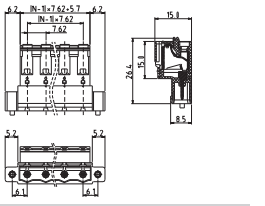

| Electrical: | cULus |
|---|---|
| Voltage rating: | 300V |
| Current rating: | 10A |
| Wire range: | |
| Solid wire(AWG): | 12-26 |
| Stranded wire(AWG): | 12-26 |
| Wire strip length: | 6~7mm |
| Withstanding Voltage: | 1.6KV |
| Safety Approval: | |

## PART NUMBERS

**H5** | XX Number of contacts | X Pitch | 0 | X Color | X Body type | X X X X | X

**Solid Block**

For 3.5 & 3.81 & 5.0 & 5.08 Pitch
02 to 24 2 to 24 contacts

For 7.5 & 7.62 Pitch
02 to 16 2 to 16 contacts

| | |
|---|---|
| 1 | 3.5/.138" |
| 3 | 3.81/.15" |
| 7 | 5.0/.197" |
| 5 | 5.08/.20" |
| 0 | 7.62/.30" |
| A | 7.5/.295" |

| | |
|---|---|
| 0 | Black |
| 5 | Green (RAL6018/T) |
| 6 | Blue |
| 8 | Grey (RAL 7035/D) |

| | |
|---|---|
| 0 | W/O Flange |
| 1 | Flange with Screw |
| 2 | Flange with Nut |

00J 0 Standard

Any special item by customer request, please contact sales department.

| | |
|---|---|
| G | RoHS compliant (lead<4% ) In copper Alloy |
| H | RoHS compliant (lead<1000ppm ) In copper Alloy |

For more information,
please contact: Communications@fci.com
or visit us at www.fci.com/terminalblocks

**Disclaimer**
Please note that the above information is subject to change without notice.

# SPRING CLAMP PLUGGABLE SYSTEM

## NB



Pitch 5.0mm
W/O Flange
Poles 2p~24p
NBxx708000J0G*
Number of poles

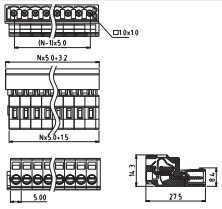

| Electrical: | cULus |
|---|---|
| Voltage rating: | 300V |
| Current rating: | 8A |
| Wire range: | |
| Solid wire(AWG): | 12-28 |
| Stranded wire(AWG): | 12-28 |
| Wire strip length: | 8-9mm |
| Withstanding Voltage: | 1.6KV |
| Safety Approval: | cULus |

## NB



Pitch 5.0mm
With Flange
Poles 2p~24p
NBxx708100J0G*
Number of poles

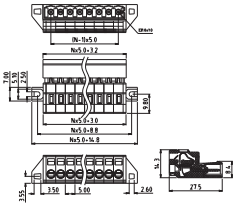

| Electrical: | cULus |
|---|---|
| Voltage rating: | 300V |
| Current rating: | 8A |
| Wire range: | |
| Solid wire(AWG): | 12-28 |
| Stranded wire(AWG): | 12-28 |
| Wire strip length: | 8-9mm |
| Withstanding Voltage: | 1.6KV |
| Safety Approval: | cULus |

## NB



Pitch 5.0 mm
W/O Flange,100% protected against mismating
Poles 2p~24p
NBxx708200J0G*
Number of poles

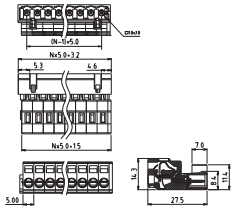

| Electrical: | cULus |
|---|---|
| Voltage rating: | 300V |
| Current rating: | 8A |
| Wire range: | |
| Solid wire(AWG): | 12-28 |
| Stranded wire(AWG): | 12-28 |
| Wire strip length: | 8-9mm |
| Withstanding Voltage: | 1.6KV |
| Safety Approval: | cULus |

## NB



Pitch 5.0 mm
With Flange,100% protected against mismating
Poles 2p~24p
NBxx708300J0G*
Number of poles

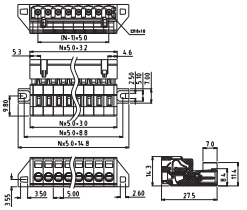

| Electrical: | cULus |
|---|---|
| Voltage rating: | 300V |
| Current rating: | 8A |
| Wire range: | |
| Solid wire(AWG): | 12-28 |
| Stranded wire(AWG): | 12-28 |
| Wire strip length: | 8-9mm |
| Withstanding Voltage: | 1.6KV |
| Safety Approval: | cULus |

## NB



Pitch 5.0mm
Snap-in mounting feet,
Poles 2p~24p
NBxx708400J0G*
Number of poles

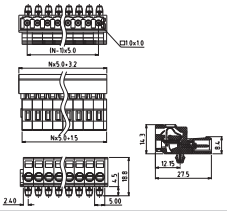

| Electrical: | cULus |
|---|---|
| Voltage rating: | 300V |
| Current rating: | 8A |
| Wire range: | |
| Solid wire(AWG): | 12-28 |
| Stranded wire(AWG): | 12-28 |
| Wire strip length: | 8-9mm |
| Withstanding Voltage: | 1.6KV |
| Safety Approval: | cULus |

## NB



Pitch 5.0mm
Snap-in mounting feet,
100% protected against mismating
Poles 2p~24p
NBxx708500J0G*
Number of poles

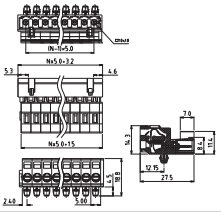

| Electrical: | cULus |
|---|---|
| Voltage rating: | 300V |
| Current rating: | 8A |
| Wire range: | |
| Solid wire(AWG): | 12-28 |
| Stranded wire(AWG): | 12-28 |
| Wire strip length: | 8-9mm |
| Withstanding Voltage: | 1.6KV |
| Safety Approval: | cULus |

## NB



Pitch 7.5mm
W/O Flange
Poles 2p~16p
NBxxA08000J0G*
Number of poles

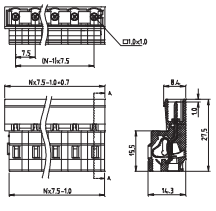

| Electrical: | cULus |
|---|---|
| Voltage rating: | 300V |
| Current rating: | 8A |
| Wire range: | |
| Solid wire(AWG): | 12-28 |
| Stranded wire(AWG): | 12-28 |
| Wire strip length: | 8-9mm |
| Withstanding Voltage: | 1.6KV |
| Safety Approval: | ( cULus )Pending |

## NB



Pitch 7.5mm
With Flange
Poles 2p~16p
NBxxA08100J0G*
Number of poles

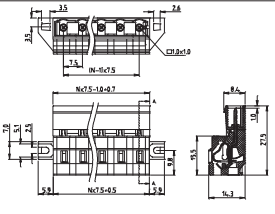

| Electrical: | cULus |
|---|---|
| Voltage rating: | 300V |
| Current rating: | 8A |
| Wire range: | |
| Solid wire(AWG): | 12-28 |
| Stranded wire(AWG): | 12-28 |
| Wire strip length: | 8-9mm |
| Withstanding Voltage: | 1.6KV |
| Safety Approval: | ( cULus )Pending |

# SPRING CLAMP PLUGGABLE SYSTEM

### NB



Pitch 7.5mm
W/O Flange,100% protected against mismating
Poles 2p~16p
NBxxA08200J0G*
Number of poles

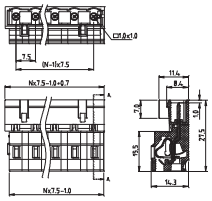

| Electrical: | cULus |
|---|---|
| Voltage rating: | 300V |
| Current rating: | 8A |
| Wire range: | |
| Solid wire(AWG): | 12-28 |
| Stranded wire(AWG): | 12-28 |
| Wire strip length: | 8-9mm |
| Withstanding Voltage: | 1.6KV |
| Safety Approval: | ( cULus )Pending |

### NB



Pitch 7.5mm
With Flange,100% protected against mismating
Poles 2p~16p
NBxxA08300J0G*
Number of poles

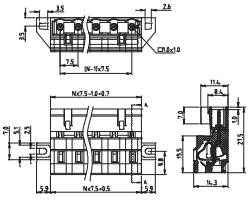

| Electrical: | cULus |
|---|---|
| Voltage rating: | 300V |
| Current rating: | 8A |
| Wire range: | |
| Solid wire(AWG): | 12-28 |
| Stranded wire(AWG): | 12-28 |
| Wire strip length: | 8-9mm |
| Withstanding Voltage: | 1.6KV |
| Safety Approval: | ( cULus )Pending |

### NB



Pitch 7.5mm
Snap-in mounting feet,
Poles 2p~16p
NBxxA08400J0G*
Number of poles

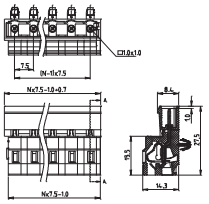

| Electrical: | cULus |
|---|---|
| Voltage rating: | 300V |
| Current rating: | 8A |
| Wire range: | |
| Solid wire(AWG): | 12-28 |
| Stranded wire(AWG): | 12-28 |
| Wire strip length: | 8-9mm |
| Withstanding Voltage: | 1.6KV |
| Safety Approval: | ( cULus )Pending |

### NB



Pitch 7.5mm
Snap-in mounting feet,
100% protected against mismating
Poles 2p~16p
NBxxA08500J0G*
Number of poles

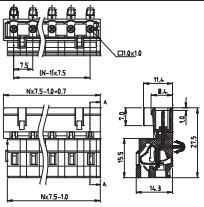

| Electrical: | cULus |
|---|---|
| Voltage rating: | 300V |
| Current rating: | 8A |
| Wire range: | |
| Solid wire(AWG): | 12-28 |
| Stranded wire(AWG): | 12-28 |
| Wire strip length: | 8-9mm |
| Withstanding Voltage: | 1.6KV |
| Safety Approval: | ( cULus )Pending |

## PART NUMBERS

NB | XX Number of contacts | X Pitch | 0 | X Color | X Body type | X X X X | X

**Number of contacts**

Solid Block

For 5.0 Pitch
02 to 24 2 to 24 contacts

For 7.5 Pitch
02 to 16 2 to 16 contacts

**Pitch**

7 5.00/.197"
A 7.5/.295"

**Color**

0 Black
5 Green (RAL 6018/T)
6 Blue (RAL5015/A)
8 Grey (RAL 7035/D)

**Body type**

0 W/O Flange
1 With Flange
2 W/O Flange, 100% protected against mismating
3 With Flange, 100% protected against mismating
4 With snap-in mounting feet
5 With snap-in mounting feet, 100% protected against mismating

**X X X X**

00J 0 Standard

Any special item by customer request, please contact sales department.

**X**

G RoHS compliant (lead<4% ) In copper Alloy

H RoHS compliant (lead<1000ppm ) In copper Alloy

For more information,
please contact: Communications@fci.com
or visit us at www.fci.com/terminalblocks

**Disclaimer**
Please note that the above information is subject to change without notice.

# SPRING CLAMP PLUGGABLE SYSTEM

KD



Pitch 3.5mm
Poles 2p~24p
KDxx105000J0G*
Number of poles

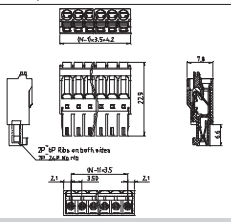

| Electrical: | cULus |
|---|---|
| Voltage rating: | 160V |
| Current rating: | 5.5A |
| Wire range: | |
| Solid wire(AWG): | 16-24 |
| Stranded wire(AWG): | 16-24 |
| Wire strip length: | 9~10mm |
| Withstanding Voltage: | 1.32KV |
| Safety Approval: | cULus |

KD



Pitch 3.5mm
With Flange
Poles 2p~24p
KDxx105100J0G*
Number of poles

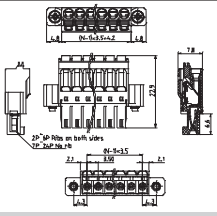

| Electrical: | cULus |
|---|---|
| Voltage rating: | 160V |
| Current rating: | 5.5A |
| Wire range: | |
| Solid wire(AWG): | 16-24 |
| Stranded wire(AWG): | 16-24 |
| Wire strip length: | 9~10mm |
| Withstanding Voltage: | 1.32KV |
| Safety Approval: | cULus |

KD



Pitch 3.5mm
With Latch
Poles 2p~24p
KDxx105200J0G*
Number of poles

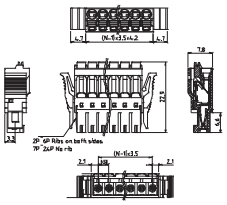

| Electrical: | cULus |
|---|---|
| Voltage rating: | 160V |
| Current rating: | 5.5A |
| Wire range: | |
| Solid wire(AWG): | 16-24 |
| Stranded wire(AWG): | 16-24 |
| Wire strip length: | 9~10mm |
| Withstanding Voltage: | 1.32KV |
| Safety Approval: | cULus |

KD



Pitch 3.5mm
W/O Flange (Double level)
Poles 2*2p - 2*24p
KDxx1050A0J0G*
Number of poles

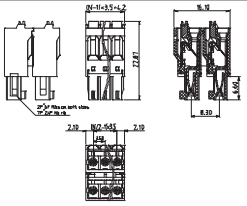

| Electrical: | cULus |
|---|---|
| Voltage rating: | 160V |
| Current rating: | 5.5A |
| Wire range: | |
| Solid wire(AWG): | 16-24 |
| Stranded wire(AWG): | 16-24 |
| Wire strip length: | 9~10mm |
| Withstanding Voltage: | 1.32KV |
| Safety Approval: | cULus |

KD



Pitch 3.5mm
With Flange (Double level)
Poles 2*2p - 2*24p
KDxx1051A0J0G*
Number of poles

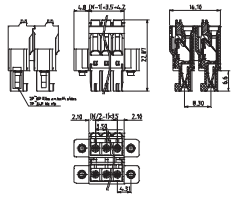

| Electrical: | cULus |
|---|---|
| Voltage rating: | 160V |
| Current rating: | 5.5A |
| Wire range: | |
| Solid wire(AWG): | 16-24 |
| Stranded wire(AWG): | 16-24 |
| Wire strip length: | 9-10mm |
| Withstanding Voltage: | 1.32KV |
| Safety Approval: | cULus |

KD



Pitch 3.5mm
With Latch (Double level)
Poles 2*2p - 2*24p
KDxx1052A0J0G*
Number of poles

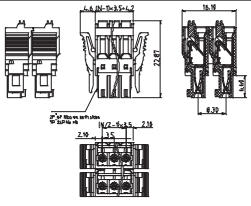

| Electrical: | cULus |
|---|---|
| Voltage rating: | 160V |
| Current rating: | 5.5A |
| Wire range: | |
| Solid wire(AWG): | 16-24 |
| Stranded wire(AWG): | 16-24 |
| Wire strip length: | 9-10mm |
| Withstanding Voltage: | 1.32KV |
| Safety Approval: | cULus |

KD



Pitch 3.81mm
Poles 2p~24p
NDxx305000J0G*
Number of poles

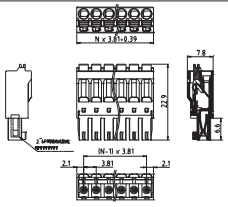

| Electrical: | cULus |
|---|---|
| Voltage rating: | 300V |
| Current rating: | 5.5A |
| Wire range: | |
| Solid wire(AWG): | 16-24 |
| Stranded wire(AWG): | 16-24 |
| Wire strip length: | 9-10mm |
| Withstanding Voltage: | 1.6KV |
| Safety Approval: | cULus |

KD



Pitch 3.81mm
With Flange
Poles 2p~24p
KDxx305100J0G*
Number of poles

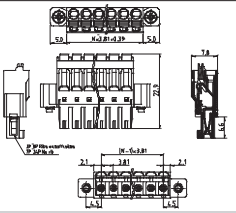

| Electrical: | cULus |
|---|---|
| Voltage rating: | 300V |
| Current rating: | 5.5A |
| Wire range: | |
| Solid wire(AWG): | 16-24 |
| Stranded wire(AWG): | 16-24 |
| Wire strip length: | 9-10mm |
| Withstanding Voltage: | 1.6KV |
| Safety Approval: | cULus |

# SPRING CLAMP PLUGGABLE SYSTEM

KD



Pitch 3.81mm
With Latch
Poles 2p~24p
KDxx305200J0G*
Number of poles

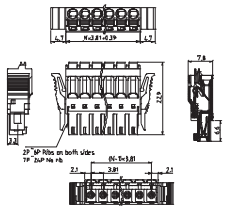

| Electrical: | cULus |
|---|---|
| Voltage rating: | 300V |
| Current rating: | 5.5A |
| Wire range: | |
| Solid wire(AWG): | 16-24 |
| Stranded wire(AWG): | 16-24 |
| Wire strip length: | 9-10mm |
| Withstanding Voltage: | 1.6KV |
| Safety Approval: | cULus |

KD



Pitch 5.0mm
Poles 2p~24p
KDxx705000J0G*
Number of poles

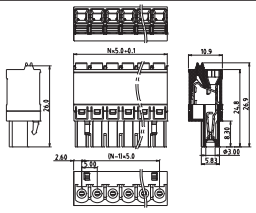

| Electrical: | cULus |
|---|---|
| Voltage rating: | 300V |
| Current rating: | 12A |
| Wire range: | |
| Solid wire(AWG): | 14-24 |
| Stranded wire(AWG): | 14-24 |
| Wire strip length: | 11-12mm |
| Withstanding Voltage: | 1.6KV |
| Safety Approval: | cULus |

KD



Pitch 5.0mm
With Flange
Poles 2p~24p
KDxx705100J0G*
Number of poles

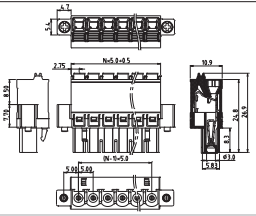

| Electrical: | cULus |
|---|---|
| Voltage rating: | 300V |
| Current rating: | 12A |
| Wire range: | |
| Solid wire(AWG): | 14-24 |
| Stranded wire(AWG): | 14-24 |
| Wire strip length: | 11-12mm |
| Withstanding Voltage: | 1.6KV |
| Safety Approval: | cULus |

KD



Pitch 5.0mm
With Latch
Poles 2p~24p
KDxx705200J0G*
Number of poles

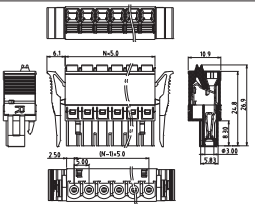

| Electrical: | cULus |
|---|---|
| Voltage rating: | 300V |
| Current rating: | 12A |
| Wire range: | |
| Solid wire(AWG): | 14-24 |
| Stranded wire(AWG): | 14-24 |
| Wire strip length: | 11-12mm |
| Withstanding Voltage: | 1.6KV |
| Safety Approval: | cULus |

KD



Pitch 5.08mm
Poles 2p~24p
KDxx505000J0G*
Number of poles

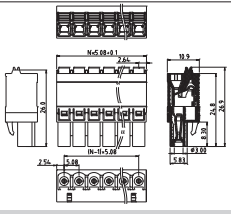

| Electrical: | cULus |
|---|---|
| Voltage rating: | 300V |
| Current rating: | 12A |
| Wire range: | |
| Solid wire(AWG): | 14-24 |
| Stranded wire(AWG): | 14-24 |
| Wire strip length: | 11-12mm |
| Withstanding Voltage: | 1.6KV |
| Safety Approval: | cULus |

KD



Pitch 5.08mm
With Flange
Poles 2p~24p
KDxx505100J0G*
Number of poles

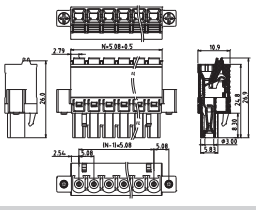

| Electrical: | cULus |
|---|---|
| Voltage rating: | 300V |
| Current rating: | 12A |
| Wire range: | |
| Solid wire(AWG): | 14-24 |
| Stranded wire(AWG): | 14-24 |
| Wire strip length: | 11-12mm |
| Withstanding Voltage: | 1.6KV |
| Safety Approval: | cULus |

KD



Pitch 5.08mm
With Latch
Poles 2p~24p
KDxx505200J0G*
Number of poles

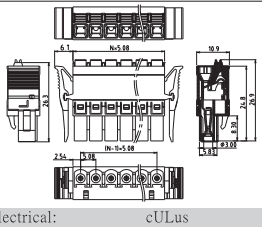

| Electrical: | cULus |
|---|---|
| Voltage rating: | 300V |
| Current rating: | 12A |
| Wire range: | |
| Solid wire(AWG): | 14-24 |
| Stranded wire(AWG): | 14-24 |
| Wire strip length: | 11-12mm |
| Withstanding Voltage: | 1.6KV |
| Safety Approval: | cULus |

For more information,
please contact: Communications@fci.com
or visit us at www.fci.com/terminalblocks

**Disclaimer**
Please note that the above information is subject to change without notice.

# SPRING CLAMP PLUGGABLE SYSTEM

## PART NUMBERS

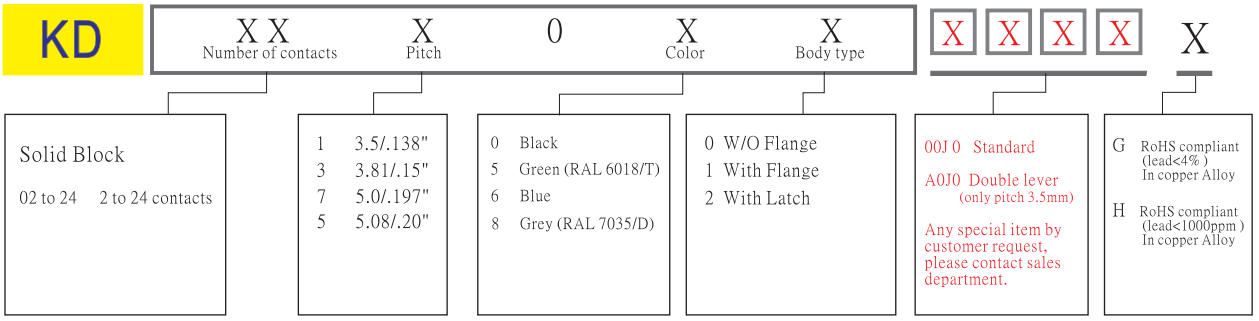

# SPRING CLAMP PLUGGABLE SYSTEM

ND



Pitch 3.5mm
Poles 2p~24p
NDxx105000J0G*
Number of poles

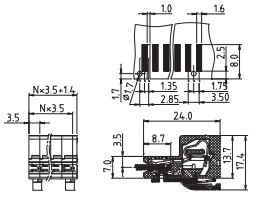

| Electrical: | cULus |
|---|---|
| Voltage rating: | 300V |
| Current rating: | 8A |
| Wire range: | |
| Solid wire(AWG): | 16-26 |
| Stranded wire(AWG): | 16-26 |
| Wire strip length: | 6~7mm |
| Withstanding Voltage: | 1.6KV |
| Safety Approval: | ( cULus )pending |
| With P.C.B thickness : | 1.6±0.2mm |

ND



Pitch 5.0mm
Poles 2p~24p
NDxx705000J0G*
Number of poles

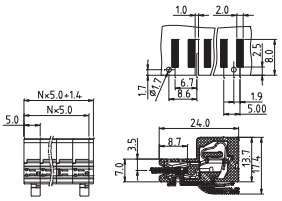

| Electrical: | cULus |
|---|---|
| Voltage rating: | 300V |
| Current rating: | 10A |
| Wire range: | |
| Solid wire(AWG): | 14-26 |
| Stranded wire(AWG): | 14-26 |
| Wire strip length: | 6~7mm |
| Withstanding Voltage: | 1.6KV |
| Safety Approval: | cULus |
| With P.C.B thickness: | 1.6±0.2mm |

ND



Pitch 7.5mm
Poles 2p~16p
NDxxA05000J0G*
Number of poles

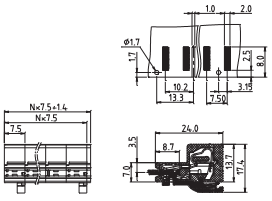

| Electrical: | cULus |
|---|---|
| Voltage rating: | 300V |
| Current rating: | 10A |
| Wire range: | |
| Solid wire(AWG): | 14-26 |
| Stranded wire(AWG): | 14-26 |
| Wire strip length: | 6~7mm |
| Withstanding Voltage: | 1.6KV |
| Safety Approval: | cULus |
| With P.C.B thickness: | 1.6±0.2mm |

## PART NUMBERS

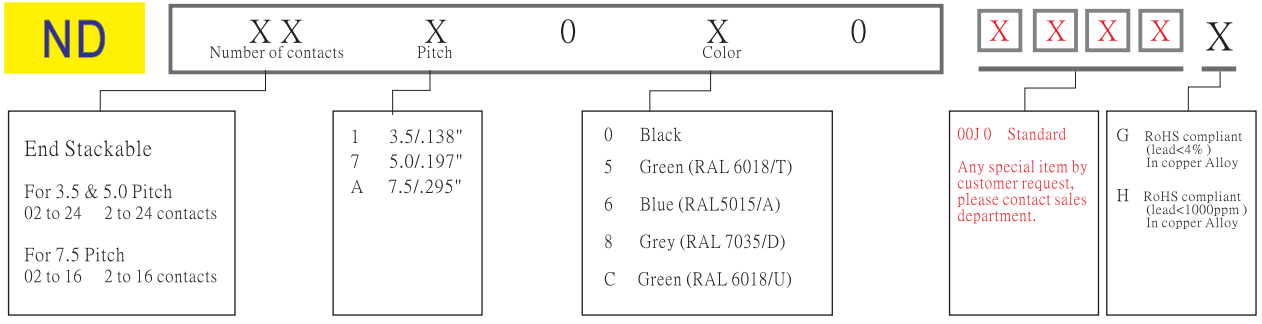


For more information,
please contact: Communications@fci.com
or visit us at www.fci.com/terminalblocks

**Disclaimer**
Please note that the above information is subject to change without notice.

# SPRING CLAMP PLUGGABLE SYSTEM

### VW



Pitch 3.5mm
W/O Flange
Poles 2*2p ~ 2*24p
VWxx103000J0G*
Number of poles

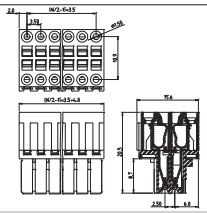

| Electrical: | cULus |
|---|---|
| Voltage rating: | 150V |
| Current rating: | 7A |
| Wire range: | |
| Solid wire(AWG): | 18-28 |
| Stranded wire(AWG): | 18-28 |
| Wire strip length: | |
| Withstanding Voltage: | 1.3KV |
| Safety Approval: | cULus |

### VW



Pitch 3.5mm
With Flange
Poles 2*2p ~ 2*24p
VWxx103100J0G*
Number of poles

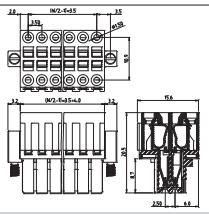

| Electrical: | cULus |
|---|---|
| Voltage rating: | 150V |
| Current rating: | 7A |
| Wire range: | |
| Solid wire(AWG): | 18-28 |
| Stranded wire(AWG): | 18-28 |
| Wire strip length: | |
| Withstanding Voltage: | 1.3KV |
| Safety Approval: | cULus |

### HN



Pitch 3.5mm
W/O Flange
Poles 2~24p
HNxx103000J0G*
Number of poles

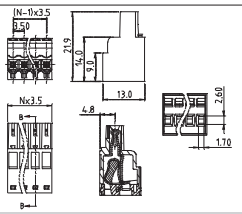

| Electrical: | cULus |
|---|---|
| Voltage rating: | 300V |
| Current rating: | 10A |
| Wire range: | |
| Solid wire(AWG): | 14-26 |
| Stranded wire(AWG): | 14-26 |
| Wire strip length: | |
| Withstanding Voltage: | 1.6KV |
| Safety Approval: | cULus |

### HN



Pitch 3.5mm
With Flange
Poles 2~24p
HNxx1032000J0G*
Number of poles

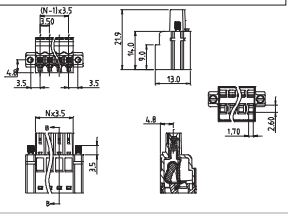

| Electrical: | cULus |
|---|---|
| Voltage rating: | 300V |
| Current rating: | 10A |
| Wire range: | |
| Solid wire(AWG): | 14-26 |
| Stranded wire(AWG): | 14-26 |
| Wire strip length: | |
| Withstanding Voltage: | 1.6KV |
| Safety Approval: | cULus |

## PART NUMBERS

**VW** — XX (Number of contacts) X (Pitch) 0 X (Color) X (Body Type) — XXXX X

**Number of contacts**

Solid Block

For 3.5 Pitch
04 to 48 2*2 to 24 contacts

For 7.0 Pitch
04 to 24 2*2 to 12 contacts

**Pitch**

1 3.5/.138"
2 7.0/.276"

**Color**

0 Black
3 Orange (RAL2011/P)
5 Green (RAL 6018/T)
6 Blue (RAL5015/A)
8 Grey (RAL 7035/D)
C Green (RAL 6018/U)

**Body Type**

0 W/O Flange
1 With Flange

**XXXX**

00J0 Standard
(Steel screw plating $Cr^{3+}$)
Any special item by customer request, please contact sales department.

**X**

G RoHS compliant (lead<4% ) In copper Alloy
H RoHS compliant (lead<1000ppm ) In copper Alloy

**HN** — XX (Number of contacts) X (Pitch) 0 X (Color) X (Body type) — XXXX X

**Number of contacts**

Solid Block

02 to 24 2 to 24 contacts

**Pitch**

1 3.5/.138"
5 5.08/.20"

**Color**

0 Black
5 Green (RAL 6018/T)
6 Blue
8 Grey (RAL 7035/D)

**Body type**

0 W/O Flange
2 With Flange

**XXXX**

00J0 Standard

Any special item by customer request, please contact sales department.

**X**

G RoHS compliant (lead<4% ) In copper Alloy
H RoHS compliant (lead<1000ppm ) In copper Alloy

# SPRING CLAMP PLUGGABLE SYSTEM

NF



Pitch 5.08mm
W/O Flange
Poles 2~24p
NFxx505000J0G*
Number of poles

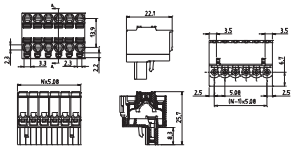

| Electrical: | cULus |
|---|---|
| Voltage rating: | 300V |
| Current rating: | 10A |
| Wire range: | |
| Solid wire(AWG): | 12-26 |
| Stranded wire(AWG): | 12-26 |
| Wire strip length: | |
| Withstanding Voltage: | 1.6KV |
| Safety Approval: | cULus |

NF



Pitch 5.08mm
With Flange
Poles 2~24p
NFxx505100J0G*
Number of poles

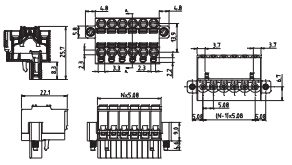

| Electrical: | cULus |
|---|---|
| Voltage rating: | 300V |
| Current rating: | 10A |
| Wire range: | |
| Solid wire(AWG): | 12-26 |
| Stranded wire(AWG): | 12-26 |
| Wire strip length: | |
| Withstanding Voltage: | 1.6KV |
| Safety Approval: | cULus |

NF



Pitch 5.08mm
With Latch
Poles 2~24p
NFxx505200J0G*
Number of poles

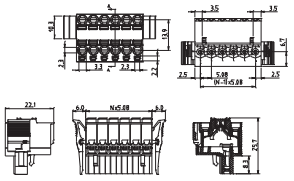

| Electrical: | cULus |
|---|---|
| Voltage rating: | 300V |
| Current rating: | 10A |
| Wire range: | |
| Solid wire(AWG): | 12-26 |
| Stranded wire(AWG): | 12-26 |
| Wire strip length: | |
| Withstanding Voltage: | 1.6KV |
| Safety Approval: | cULus |

## PART NUMBERS

NF | XX Number of contacts | X Pitch | 0 | X Color | X Body type | X X X X | X

**Solid Block**
02 to 24 2 to 24 contacts

**5 5.08/.20"**

**Color**
0 Black
5 Green (RAL 6018/T)
6 Blue
8 Grey (RAL 7035/D)

**Body type**
0 W/O Flange
1 With Flange
2 With Latch

**00J 0 Standard**
Any special item by customer request, please contact sales department.

**G** RoHS compliant (lead<4% ) In copper Alloy
**H** RoHS compliant (lead<1000ppm ) In copper Alloy

"*" means FCI Standard item, any other non-standard item, please consult FCI for up-to-date information.

TMBSRCLPPSYS0214A4



**Disclaimer**
Please note that the above information is subject to change without notice.

# SPRING CLAMP SYSTEM

## OVERVIEW

For spring clamp system, the terminal is fixed on the PCB. It uses spring clamp to contact. Easy for user to install wire.

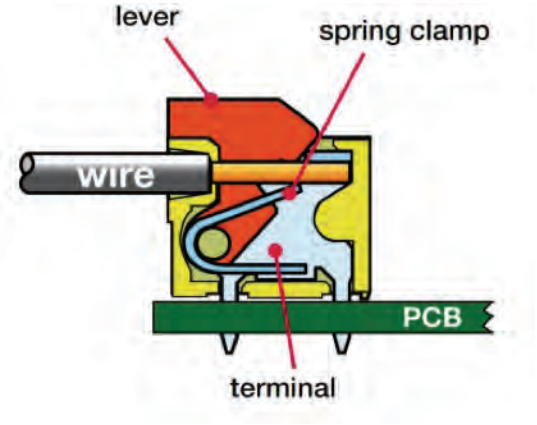




# SPRING CLAMP SYSTEM



HA

Pitch 2.54mm
Horizontal
(180D wire inlet)
Poles 2p~24p
HAxx515000J0G*
Number of poles

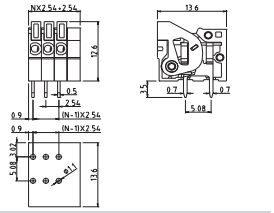

| Electrical: | cULus |
|---|---|
| Voltage rating: | 150V |
| Current rating: | 2A |
| Wire range: | |
| Solid wire(AWG): | 20-26 |
| Stranded wire(AWG): | 20-26 |
| Wire strip length: | 9~10mm |
| Withstanding Voltage: | 1.3KV |
| Safety Approval: | cULus |



HA

Pitch 2.54mm
Vertical
(90D wire inlet)
Poles 2p~24p
HAxx505000J0G*
Number of poles

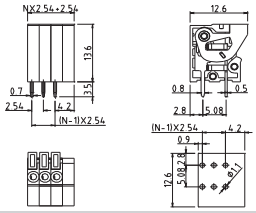

| Electrical: | cULus |
|---|---|
| Voltage rating: | 150V |
| Current rating: | 2A |
| Wire range: | |
| Solid wire(AWG): | 20-26 |
| Stranded wire(AWG): | 20-26 |
| Wire strip length: | 9~10mm |
| Withstanding Voltage: | 1.3KV |
| Safety Approval: | cULus |



HA

Pitch 3.81mm
Horizontal
(180D wire inlet)
Poles 2p~24p
HAxx715000J0G*
Number of poles

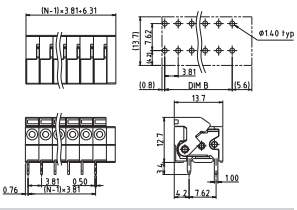

| Electrical: | cULus |
|---|---|
| Voltage rating: | 300V |
| Current rating: | 6A |
| Wire range: | |
| Solid wire(AWG): | 16-26 |
| Stranded wire(AWG): | 16-26 |
| Wire strip length: | 9~10mm |
| Withstanding Voltage: | 1.6KV |
| Safety Approval: | cULus |



HA

Pitch 3.81mm
Vertical
(90D wire inlet)
Poles 2p~24p
HAxx705000J0G*
Number of poles

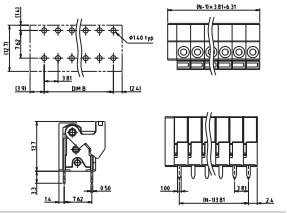

| Electrical: | cULus |
|---|---|
| Voltage rating: | 300V |
| Current rating: | 6A |
| Wire range: | |
| Solid wire(AWG): | 16-26 |
| Stranded wire(AWG): | 16-26 |
| Wire strip length: | 9~10mm |
| Withstanding Voltage: | 1.6KV |
| Safety Approval: | cULus |



HA

Pitch 5.0mm
Horizontal
(180D wire inlet)
Poles 2p~24p
HAxx315000J0G*
Number of poles

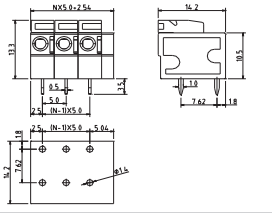

| Electrical: | cULus | VDE |
|---|---|---|
| Voltage rating: | 300V | 250V |
| Current rating: | 10A | 10A |
| Wire range: | 0.75 - 1.5mm² | |
| Solid wire(AWG): | 14-24 | |
| Stranded wire(AWG): | 14-24 | |
| Wire strip length: | 9~10mm | |
| Withstanding Voltage: | 1.6KV | 2KV |
| Safety Approval: | cULus | VDE |



HA

Pitch 5.0mm
Vertical
(90D wire inlet)
Poles 2p~24p
HAxx305000J0G*
Number of poles

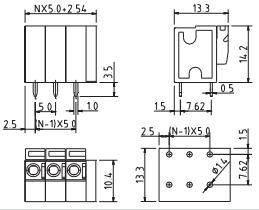

| Electrical: | cULus | VDE |
|---|---|---|
| Voltage rating: | 300V | 250V |
| Current rating: | 10A | 10A |
| Wire range: | 0.75 - 1.5mm² | |
| Solid wire(AWG): | 14-24 | |
| Stranded wire(AWG): | 14-24 | |
| Wire strip length: | 9~10mm | |
| Withstanding Voltage: | 1.6KV | 2KV |
| Safety Approval: | cULus | VDE |



HA

Pitch 5.08mm
Horizontal
(180D wire inlet)
Poles 2p~24p
HAxx015000J0G*
Number of poles

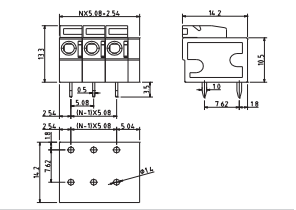

| Electrical: | cULus | VDE |
|---|---|---|
| Voltage rating: | 300V | 250V |
| Current rating: | 10A | 10A |
| Wire range: | 0.75 - 1.5mm² | |
| Solid wire(AWG): | 14-24 | |
| Stranded wire(AWG): | 14-24 | |
| Wire strip length: | 9~10mm | |
| Withstanding Voltage: | 1.6KV | 2KV |
| Safety Approval: | cULus | VDE |



HA

Pitch 5.08mm
Vertical
(90D wire inlet)
Poles 2p~24p
HAxx005000J0G*
Number of poles

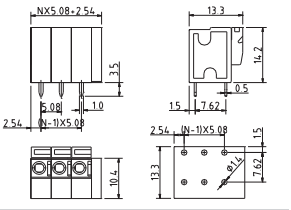

| Electrical: | cULus | VDE |
|---|---|---|
| Voltage rating: | 300V | 250V |
| Current rating: | 10A | 10A |
| Wire range: | 0.75 - 1.5mm² | |
| Solid wire(AWG): | 14-24 | |
| Stranded wire(AWG): | 14-24 | |
| Wire strip length: | 9~10mm | |
| Withstanding Voltage: | 1.6KV | 2KV |
| Safety Approval: | cULus | VDE |

For more information,
please contact: Communications@fci.com
or visit us at www.fci.com/terminalblocks

**Disclaimer**
Please note that the above information is subject to change without notice.

# SPRING CLAMP SYSTEM

HA



Pitch 7.5mm
Horizontal
(180D wire inlet)
Poles 2p~16p
HAxx615000J0G*
Number of poles

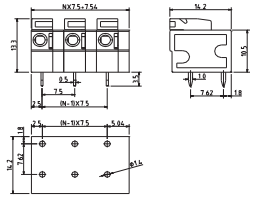

| Electrical: | cULus | VDE |
|---|---|---|
| Voltage rating: | 300V | 450V |
| Current rating: | 10A | 10A |
| Wire range: | 0.75 - 1.5mm² | |
| Solid wire(AWG): | 14-24 | |
| Stranded wire(AWG): | 14-24 | |
| Wire strip length: | 9~10mm | |
| Withstanding Voltage: | 1.6KV | 2.5KV |
| Safety Approval: | cULus | VDE |

HA



Pitch 7.5mm
Vertical
(90D wire inlet)
Poles 2p~16p
HAxx605000J0G*
Number of poles

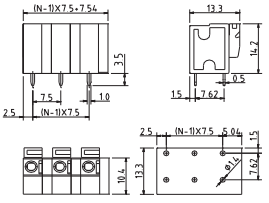

| Electrical: | cULus | VDE |
|---|---|---|
| Voltage rating: | 300V | 450V |
| Current rating: | 10A | 10A |
| Wire range: | 0.75 - 1.5mm² | |
| Solid wire(AWG): | 14-24 | |
| Stranded wire(AWG): | 14-24 | |
| Wire strip length: | 9~10mm | |
| Withstanding Voltage: | 1.6KV | 2.5KV |
| Safety Approval: | cULus | VDE |

HA



Pitch 7.62mm
Horizontal
(180D wire inlet)
Poles 2p~16p
HAxx215000J0G*
Number of poles

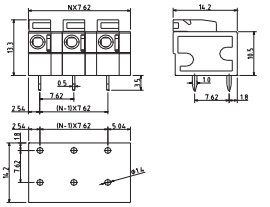

| Electrical: | cULus | VDE |
|---|---|---|
| Voltage rating: | 300V | 450V |
| Current rating: | 10A | 10A |
| Wire range: | 0.75 - 1.5mm² | |
| Solid wire(AWG): | 14-24 | |
| Stranded wire(AWG): | 14-24 | |
| Wire strip length: | 9~10mm | |
| Withstanding Voltage: | 1.6KV | 2.5KV |
| Safety Approval: | cULus | VDE |

HA



Pitch 7.62mm
Vertical
(90D wire inlet)
Poles 2p~16p
HAxx205000J0G*
Number of poles

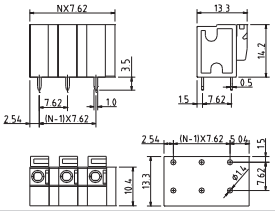

| Electrical: | cULus | VDE |
|---|---|---|
| Voltage rating: | 300V | 450V |
| Current rating: | 10A | 10A |
| Wire range: | 0.75 - 1.5mm² | |
| Solid wire(AWG): | 14-24 | |
| Stranded wire(AWG): | 14-24 | |
| Wire strip length: | 9~10mm | |
| Withstanding Voltage: | 1.6KV | 2.5KV |
| Safety Approval: | cULus | VDE |

HA



Pitch 10.0mm
Horizontal
(180D wire inlet)
Poles 2p~12p
HAxx415000J0G*
Number of poles

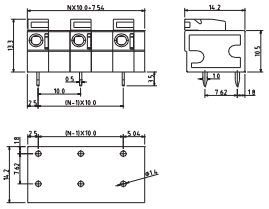

| Electrical: | cULus | VDE |
|---|---|---|
| Voltage rating: | 300V | 450V |
| Current rating: | 10A | 10A |
| Wire range: | 0.75 - 1.5mm² | |
| Solid wire(AWG): | 14-24 | |
| Stranded wire(AWG): | 14-24 | |
| Wire strip length: | 9~10mm | |
| Withstanding Voltage: | 1.6KV | 2.5KV |
| Safety Approval: | cULus | VDE |

HA



Pitch 10.0mm
Vertical
(90D wire inlet)
Poles 2p~12p
HAxx405000J0G*
Number of poles

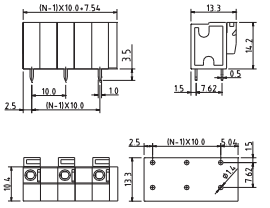

| Electrical: | cULus | VDE |
|---|---|---|
| Voltage rating: | 300V | 450V |
| Current rating: | 10A | 10A |
| Wire range: | 0.75 - 1.5mm² | |
| Solid wire(AWG): | 14-24 | |
| Stranded wire(AWG): | 14-24 | |
| Wire strip length: | 9~10mm | |
| Withstanding Voltage: | 1.6KV | 2.5KV |
| Safety Approval: | cULus | VDE |

NA



Pitch 2.5mm
Vertical (90D wire inlet)
Poles 2p~24p
NAxxB08000J0G* A Type
NAxxB08100J0G* B Type
Number of poles

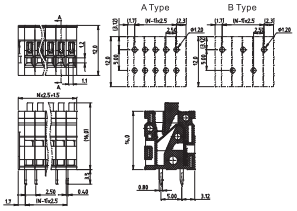


| Electrical: | cULus |
|---|---|
| Voltage rating: | 150V |
| Current rating: | 3A |
| Wire range: | |
| Solid wire(AWG): | 20-28 |
| Stranded wire(AWG): | 20-28 |
| Wire strip length: | 9~10mm |
| Withstanding Voltage: | 1.3KV |
| Safety Approval: | cULus |

NA



Pitch 2.5mm
Right-angle (180D wire inlet)
Poles 2p~24p
NAxxB18000J0G* A Type
NAxxB18100J0G* B Type
Number of poles

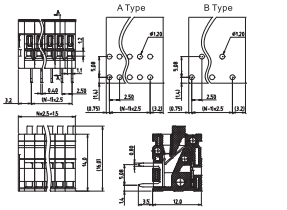


| Electrical: | cULus |
|---|---|
| Voltage rating: | 150V |
| Current rating: | 3A |
| Wire range: | |
| Solid wire(AWG): | 20-28 |
| Stranded wire(AWG): | 20-28 |
| Wire strip length: | 9~10mm |
| Withstanding Voltage: | 1.3KV |
| Safety Approval: | cULus |

# SPRING CLAMP SYSTEM

## PART NUMBERS

**HA**

| XX Number of contacts | X Pitch | X Insulator | X Color | 0 | XXXX | X |
|---|---|---|---|---|---|---|

**End Stackable**

For 2.54 & 3.81 & 5.0 & 5.08 Pitch
01 to 24 1 to 24 contacts

For 7.5 & 7.62 Pitch
01 to 16 1 to 16 contacts

For 10.0 & 10.16 Pitch
01 to 12 1 to 12 contacts

| Pitch | |
|---|---|
| 0 | 5.08/.20" |
| 2 | 7.62/.30" |
| 3 | 5.00/.197" |
| 4 | 10.0/.394" |
| 5 | 2.54/.10" |
| 6 | 7.50/.295" |
| 7 | 3.81/.15" |

| Insulator | |
|---|---|
| 0 | Vertical (90D wire inlet) |
| 1 | Horizontal (180D wire inlet) |

| Color | |
|---|---|
| 0 | Black |
| 2 | Red |
| 5 | Green (RAL 6018/T) |
| 8 | Grey (RAL 7004/P) |
| C | Multiple colors |

00J 0 Standard

Any special item by customer request, please contact sales department.

| | |
|---|---|
| G | RoHS compliant (lead<4% ) In copper Alloy |
| H | RoHS compliant (lead<1000ppm ) In copper Alloy |

**NA**

| XX Number of contacts | X Pitch | X P.C.B Mounting | X Color | X Tail type | XXXX | X |
|---|---|---|---|---|---|---|

**End Stackable**

01 to 24 1 to 24 contacts

| Pitch | |
|---|---|
| B | 2.5/.098" |
| 5 | 2.54/.10" |

| P.C.B Mounting | |
|---|---|
| 0 | Vertical (90 wire inlet) |
| 1 | Horizontal (180 wire inlet) |

| Color | |
|---|---|
| 0 | Black |
| 5 | Green (RAL 6018/T) |
| 6 | Blue (RAL5015/A) |
| 8 | Grey (RAL 7004/P) |

| Tail type | |
|---|---|
| 0 | Double tail A type (standard) |
| 1 | Single tail B type |
| 2 | Single tail C type |

00J 0 Standard

Any special item by customer request, please contact sales department.

| | |
|---|---|
| G | RoHS compliant (lead<4% ) In copper Alloy |
| H | RoHS compliant (lead<1000ppm ) In copper Alloy |



**Disclaimer**
Please note that the above information is subject to change without notice.

# SPRING CLAMP SYSTEM




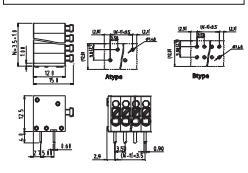

| Electrical: | cULus |
|---|---|
| Voltage rating: | 300V |
| Current rating: | 10A |
| Wire range: | |
| Solid wire(AWG): | 16-26 |
| Stranded wire(AWG): | 16-26 |
| Wire strip length: | 7~8mm |
| Withstanding Voltage: | 1.6KV |
| Safety Approval: | cULus |




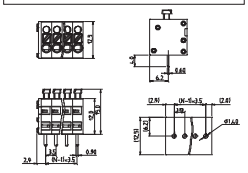

| Electrical: | cULus |
|---|---|
| Voltage rating: | 300V |
| Current rating: | 10A |
| Wire range: | |
| Solid wire(AWG): | 16-26 |
| Stranded wire(AWG): | 16-26 |
| Wire strip length: | 7~8mm |
| Withstanding Voltage: | 1.6KV |
| Safety Approval: | cULus |




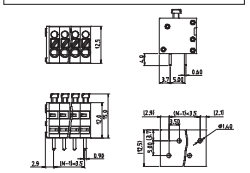

| Electrical: | cULus |
|---|---|
| Voltage rating: | 300V |
| Current rating: | 10A |
| Wire range: | |
| Solid wire(AWG): | 16-26 |
| Stranded wire(AWG): | 16-26 |
| Wire strip length: | 7~8mm |
| Withstanding Voltage: | 1.6KV |
| Safety Approval: | cULus |




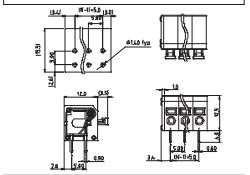

| Electrical: | cULus |
|---|---|
| Voltage rating: | 300V |
| Current rating: | 8A |
| Wire range: | |
| Solid wire(AWG): | 16-26 |
| Stranded wire(AWG): | 16-26 |
| Wire strip length: | 6~7mm |
| Withstanding Voltage: | 1.6KV |
| Safety Approval: | cULus |




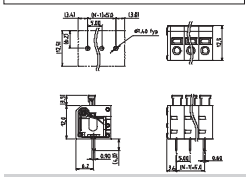

| Electrical: | cULus |
|---|---|
| Voltage rating: | 300V |
| Current rating: | 8A |
| Wire range: | |
| Solid wire(AWG): | |
| Stranded wire(AWG): | 16-26 |
| Wire strip length: | 6~7mm |
| Withstanding Voltage: | 1.6KV |
| Safety Approval: | cULus |

## PART NUMBERS

| HX | XX | X | X | X | X | X X X X | X |
|---|---|---|---|---|---|---|---|
| | Number of contacts | Pitch | Insulator | Color | Body type | | |

**Number of contacts**

End Stackable

01 to 24 1 to 24 contacts

**Pitch**

| | |
|---|---|
| 0 | 5.00/.197" |
| 2 | 3.5/.138" |

**Insulator**

| | |
|---|---|
| 0 | Vertical (90D wire inlet) |
| 1 | Horizontal (180D wire inlet) |
| 0 | Vertical (90D wire inlet) -Interlace(A type) (only pitch 3.5mm) |
| 1 | Vertical (Single contact) (90D wire inlet)(B type) (Only pitch 5.0mm) |
| 2 | Horizontal (180D wire inlet) -Interlace(A type) (Only pitch 3.5mm) |
| 3 | Horizontal (180D wire inlet) (B type)(Double contact) (Only pitch 3.5mm) |
| 4 | Horizontal (90D wire inlet) (B type)(Double contact) (Only pitch 3.5mm) |

**Color**

| | |
|---|---|
| 0 | Black |
| 2 | Red (RAL3001/D) |
| 5 | Green (RAL 6018/T) |
| 8 | Grey (RAL 7004/P) |
| 9 | White (RAL1002) |
| C | Multiple colors |

**Body type**

| | |
|---|---|
| 0 | Bevel Angle (only pitch 5.0) |
| 1 | Right Angle |

**X X X X**

00J 0 Standard

Any special item by customer request, please contact sales department.

**X**

| | |
|---|---|
| G | RoHS compliant (lead<4% ) In copper Alloy |
| H | RoHS compliant (lead<1000ppm ) In copper Alloy |

# SPRING CLAMP SYSTEM




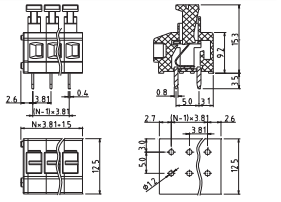

| Electrical: | cULus | VDE |
|---|---|---|
| Voltage rating: | 300V | 250V |
| Current rating: | 10A | 9A |
| Wire range: | | 0.5 - 0.75mm² |
| Solid wire(AWG): | 16-20 | |
| Stranded wire(AWG): | 16-20 | |
| Wire strip length: | 9~10mm | |
| Withstanding Voltage: | 1.6KV | 2KV |
| Safety Approval: | cULus | VDE |




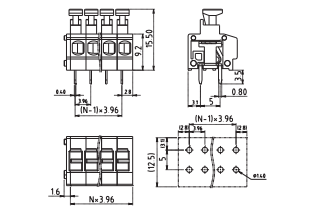

| Electrical: | cULus |
|---|---|
| Voltage rating: | 300V |
| Current rating: | 10A |
| Wire range: | |
| Solid wire(AWG): | 16-20 |
| Stranded wire(AWG): | 16-20 |
| Wire strip length: | 9~10mm |
| Withstanding Voltage: | 1.6KV |
| Safety Approval: | cULus |




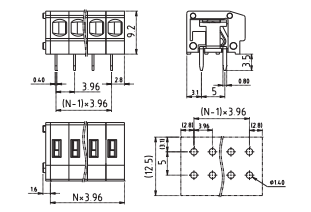

| Electrical: | cULus |
|---|---|
| Voltage rating: | 300V |
| Current rating: | 10A |
| Wire range: | |
| Solid wire(AWG): | 16-20 |
| Stranded wire(AWG): | 16-20 |
| Wire strip length: | 9~10mm |
| Withstanding Voltage: | 1.6KV |
| Safety Approval: | cULus |




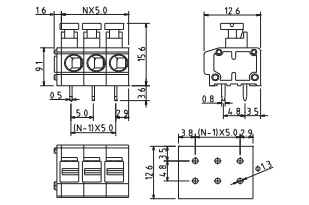

| Electrical: | cULus | VDE |
|---|---|---|
| Voltage rating: | 300V | 450V |
| Current rating: | 10A | 6A |
| Wire range: | | 0.5mm² |
| Solid wire(AWG): | 14-20 | |
| Stranded wire(AWG): | 14-20 | |
| Wire strip length: | 9~10mm | |
| Withstanding Voltage: | 1.6KV | 2.5KV |
| Safety Approval: | cULus | VDE |




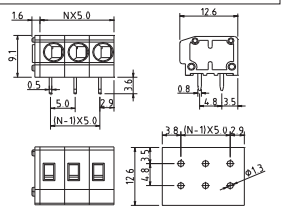

| Electrical: | cULus | VDE |
|---|---|---|
| Voltage rating: | 300V | 450V |
| Current rating: | 10A | 6A |
| Wire range: | | 0.5mm² |
| Solid wire(AWG): | 14-20 | |
| Stranded wire(AWG): | 14-20 | |
| Wire strip length: | 9~10mm | |
| Withstanding Voltage: | 1.6KV | 2.5KV |
| Safety Approval: | cULus | VDE |




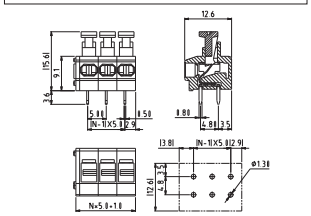

| Electrical: | cULus |
|---|---|
| Voltage rating: | 300V |
| Current rating: | 10A |
| Wire range: | |
| Solid wire(AWG): | 2*18-24 |
| Stranded wire(AWG): | 2*18-24 |
| Wire strip length: | 9~10mm |
| Withstanding Voltage: | 1.6KV |
| Safety Approval: | cULus |




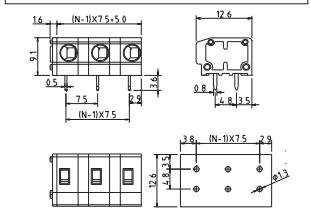

| Electrical: | cULus | VDE |
|---|---|---|
| Voltage rating: | 300V | 450V |
| Current rating: | 10A | 6A |
| Wire range: | | 0.5mm² |
| Solid wire(AWG): | 14-20 | |
| Stranded wire(AWG): | 14-20 | |
| Wire strip length: | 9~10mm | |
| Withstanding Voltage: | 1.6KV | 2.5KV |
| Safety Approval: | cULus | VDE |




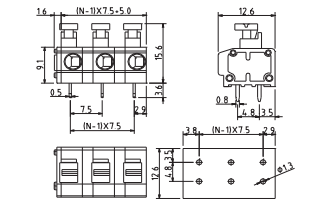

| Electrical: | cULus | VDE |
|---|---|---|
| Voltage rating: | 300V | 450V |
| Current rating: | 10A | 6A |
| Wire range: | | 0.5mm² |
| Solid wire(AWG): | 14-20 | |
| Stranded wire(AWG): | 14-20 | |
| Wire strip length: | 9~10mm | |
| Withstanding Voltage: | 1.6KV | 2.5KV |
| Safety Approval: | cULus | VDE |

For more information,
please contact: Communications@fci.com
or visit us at www.fci.com/terminalblocks

**Disclaimer**
Please note that the above information is subject to change without notice.

# SPRING CLAMP SYSTEM

HB



Pitch 7.5mm
Double With Lever
Poles 2p~16p
HBxx228000J0G*
Number of poles

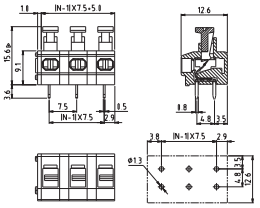

| Electrical: | cULus |
|---|---|
| Voltage rating: | 300V |
| Current rating: | 10A |
| Wire range: | |
| Solid wire(AWG): | 2*18-24 |
| Stranded wire(AWG): | 2* 18-24 |
| Wire strip length: | 9~10mm |
| Withstanding Voltage: | 1.6KV |
| Safety Approval: | cULus |

HB



Pitch 10.0mm
Single With Lever
Poles 2p~12p
HBxx118000J0G*
Number of poles

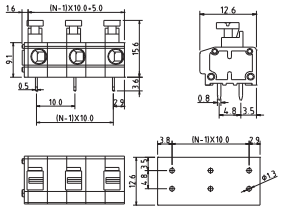

| Electrical: | cULus | VDE |
|---|---|---|
| Voltage rating: | 300V | 450V |
| Current rating: | 10A | 6A |
| Wire range: | | 0.5mm² |
| Solid wire(AWG): | 14-20 | |
| Stranded wire(AWG): | 14-20 | |
| Wire strip length: | 9~10mm | |
| Withstanding Voltage: | 1.6KV | 2.5KV |
| Safety Approval: | cULus | VDE |

HB



Pitch 10.0mm
Single W/O Lever
Poles 2p~12p
HBxx118100J0G*
Number of poles

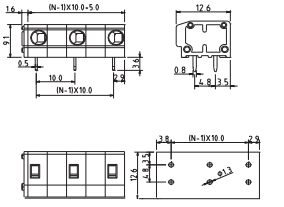

| Electrical: | cULus | VDE |
|---|---|---|
| Voltage rating: | 300V | 450V |
| Current rating: | 10A | 6A |
| Wire range: | | 0.5mm² |
| Solid wire(AWG): | 14-20 | |
| Stranded wire(AWG): | 14-20 | |
| Wire strip length: | 9~10mm | |
| Withstanding Voltage: | 1.6KV | 2.5KV |
| Safety Approval: | cULus | VDE |

HB



Pitch 10.0mm
Double With Lever
Poles 2p~12p
HBxx128000J0G*
Number of poles

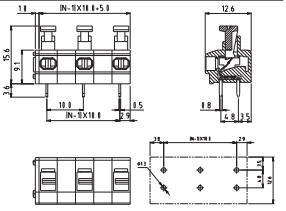

| Electrical: | cULus |
|---|---|
| Voltage rating: | 300V |
| Current rating: | 10A |
| Wire range: | |
| Solid wire(AWG): | 2*18-24 |
| Stranded wire(AWG): | 2* 18-24 |
| Wire strip length: | 9~10mm |
| Withstanding Voltage: | 1.6KV |
| Safety Approval: | cULus |

## PART NUMBERS

HB | XX Number of contacts | X Pitch | X Body type | X Color | X Lever | XXXX | X

**End Stackable**

For 3.81 & 3.96 & 5.0 Pitch
01 to 24 1 to 24 contacts

For 7.5 Pitch
01 to 16 1 to 16 contacts

For 10.0 Pitch
01 to 12 1 to 12 contacts

| Pitch | |
|---|---|
| 0 | 5.0/.197" |
| 1 | 10.0/.394" |
| 2 | 7.5/.295" |
| 3 | 3.81/.15" |
| 4 | 3.96/.156" |

| Body type | |
|---|---|
| 1 | Single wire |
| 2 | Double wire |

| Color | |
|---|---|
| 0 | Black |
| 2 | Red (RAL3001/D) |
| 5 | Green (RAL 6018/T) |
| 8 | Grey (RAL 7004/P) |

| Lever | |
|---|---|
| 0 | With Lever |
| 1 | W/O Lever (Only single wire) |

00J 0 Standard

Any special item by customer request, please contact sales department.

| | |
|---|---|
| G | RoHS compliant (lead<4%) In copper Alloy |
| H | RoHS compliant (lead<1000ppm) In copper Alloy |

# SPRING CLAMP SYSTEM

H6



Pitch 5.0mm
(Square hole)
Poles 2p~24p
H6xx008010J0G*
Number of poles

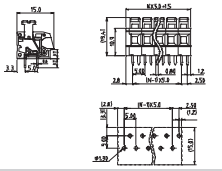

| Electrical: | cULus | VDE |
|---|---|---|
| Voltage rating: | 300V | 250V |
| Current rating: | 11A | 12A |
| Wire range: | | |
| Solid wire(AWG): | 12-20 | 0.5mm²~4.0mm² |
| Stranded wire(AWG): | 12-20 | 0.5mm²~2.5mm² |
| Wire strip length: | 10~11mm | |
| Withstanding Voltage: | 1.6KV | 2.0KV |
| Safety Approval: | | |

H6



Pitch 7.5mm
(Square hole)
Poles 2p~16p
H6xx108010J0G*
Number of poles

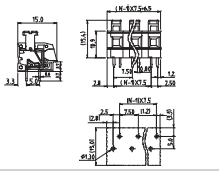

| Electrical: | cULus | VDE |
|---|---|---|
| Voltage rating: | 300V | 450V |
| Current rating: | 11A | 12A |
| Wire range: | | |
| Solid wire(AWG): | 12-20 | 0.5mm²~4.0mm² |
| Stranded wire(AWG): | 12-20 | 0.5mm²~2.5mm² |
| Wire strip length: | 10~11mm | |
| Withstanding Voltage: | 1.6KV/2.5KV | |
| Safety Approval: | | |

H6



Pitch 10.0mm
(Square hole)
Poles 2p~12p
H6xx208010J0G*
Number of poles

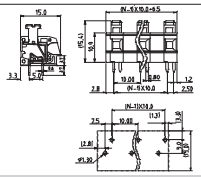

| Electrical: | cULus |
|---|---|
| Voltage rating: | 300V |
| Current rating: | 11A |
| Wire range: | |
| Solid wire(AWG): | 12-20 |
| Stranded wire(AWG): | 12-20 |
| Wire strip length: | 10~11mm |
| Withstanding Voltage: | 1.6KV |
| Safety Approval: | |

H6



Pitch 5.0mm
(Round hole)
Poles 2p-24p
H6xx008000J0G *
Number of poles

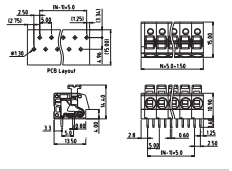

| Electrical: | cULus | VDE |
|---|---|---|
| Voltage rating: | 300V | 250V |
| Current rating: | 11A | 12A |
| Wire range: | 0.5~4.0mm² | |
| Solid wire(AWG): | 12-20 | |
| Stranded wire(AWG): | 12-20 | |
| Wire strip length: | 10~11mm | |
| Withstanding Voltage: | 1.6KV | 2.0KV |
| Safety Approval: | | |

H6



Pitch 7.5/10.0mm
(Round hole)
Poles 2p-16p/2p-12p
H6xx108000J0G* / H6xx208000J0G*
Number of poles

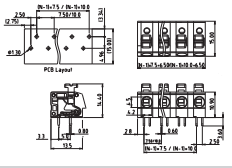

| Electrical: | cULus | VDE |
|---|---|---|
| Voltage rating: | 300V | 450V |
| Current rating: | 11A | 12A |
| Wire range: | 0.5~4.0mm² | |
| Solid wire(AWG): | 12-20 | |
| Stranded wire(AWG): | 12-20 | |
| Wire strip length: | 10~11mm | |
| Withstanding Voltage: | 1.6KV | 2.5KV |
| Safety Approval: | | |

## PART NUMBERS

**H6** | XX Number of contacts | X Pitch | 0 | X Color | 0 | XXXX | X

End Stackable

For 5.0 Pitch
01 to 24 1 to 24 contacts

For 7.5 Pitch
01 to 16 1 to 16 contacts

For 10.0 Pitch
01 to 12 1 to 12 contacts

| | |
|---|---|
| 0 | 5.00/.197" |
| 1 | 7.5/.295" |
| 2 | 10.0/.393" |

| | |
|---|---|
| 0 | Black |
| 5 | Green (RAL6018/T) |
| 8 | Grey (RAL7004/P) |
| C | Multiple colors |

00J 0 Round hole

1 0J0 Square hole

Any special item by customer request, please contact sales department.

| | |
|---|---|
| G | RoHS compliant (lead<4%) In copper Alloy |
| H | RoHS compliant (lead<1000ppm) In copper Alloy |

For more information,
please contact: Communications@fci.com
or visit us at www.fci.com/terminalblocks

**Disclaimer**
Please note that the above information is subject to change without notice.

# SPRING CLAMP SYSTEM







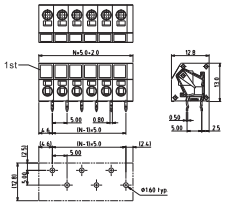


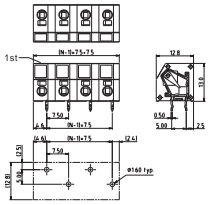


| Electrical: | cULus |
|---|---|
| Voltage rating: | 300V |
| Current rating: | 8A |
| Wire range: | |
| Solid wire(AWG): | 16-20 |
| Stranded wire(AWG): | 16-20 |
| Wire strip length: | 7~8mm |
| Withstanding Voltage: | 1.6KV |
| Safety Approval: | |

| Electrical: | cULus |
|---|---|
| Voltage rating: | 300V |
| Current rating: | 8A |
| Wire range: | |
| Solid wire(AWG): | 16-20 |
| Stranded wire(AWG): | 16-20 |
| Wire strip length: | 7~8mm |
| Withstanding Voltage: | 1.6KV |
| Safety Approval: | |

## PART NUMBERS

H7 | XX Number of contacts | X Pitch | 0 | X Color | X Foot Print | X X X X | X

**XX Number of contacts**

End Stackable

For 5.0 Pitch
01 to 24 1 to 24 contacts

For 7.5 Pitch
01 to 16 1 to 16 contacts

**X Pitch**

0 5.0/.197"
1 7.5/.295"

**X Color**

0 Black
5 Green (RAL6018/T)
8 Grey (RAL7004/P)
C Multiple colors

**X Foot Print**

0 Double row the 1st pole with center contact
1 Side Single Row
2 Center Single Row
3 Double row the 1st pole with side contact

**X X X X**

00J 0 Standard

Any special item by customer request, please contact sales department.

**X**

G RoHS compliant (lead<4%) In copper Alloy

H RoHS compliant (lead<1000ppm) In copper Alloy

# SPRING CLAMP SYSTEM




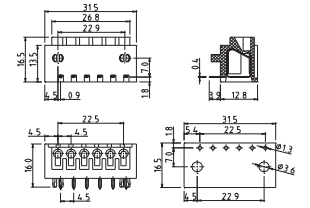

| Electrical: | cULus | VDE |
|---|---|---|
| Voltage rating: | 300V | 250V |
| Current rating: | 2A | 2A |
| Wire range: | 0.5 - 0.75mm² | |
| Solid wire(AWG): | 18 | |
| Stranded wire(AWG): | 18 | |
| Wire strip length: | 6~7mm | |
| Withstanding Voltage: | 1.6KV | 2KV |
| Safety Approval: | | |




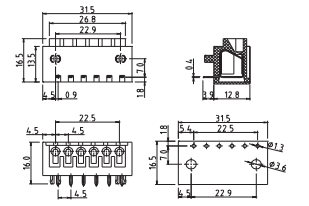

| Electrical: | cULus | VDE |
|---|---|---|
| Voltage rating: | 300V | 250V |
| Current rating: | 2A | 2A |
| Wire range: | 0.5 - 0.75mm² | |
| Solid wire(AWG): | 18 | |
| Stranded wire(AWG): | 18 | |
| Wire strip length: | 6~7mm | |
| Withstanding Voltage: | 1.6KV | 2KV |
| Safety Approval: | | |




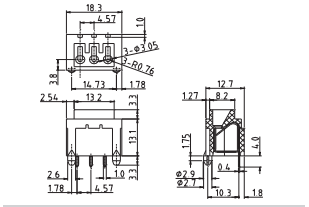

| Electrical: | cULus | VDE |
|---|---|---|
| Voltage rating: | 300V | 250V |
| Current rating: | 2A | 2A |
| Wire range : | 0.5 - 0.75mm² | |
| Solid wire(AWG): | 18 | |
| Stranded wire(AWG): | 18 | |
| Wire strip length: | 6~7mm | |
| Withstanding Voltage: | 1.6KV | 2KV |
| Safety Approval: | cULus | |




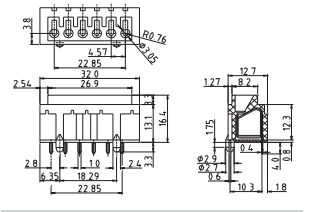

| Electrical: | cULus | VDE |
|---|---|---|
| Voltage rating: | 300V | 250V |
| Current rating: | 2A | 2A |
| Wire range : | 0.5 - 0.75mm² | |
| Solid wire(AWG): | 18 | |
| Stranded wire(AWG): | 18 | |
| Wire strip length: | 6~7mm | |
| Withstanding Voltage: | 1.6KV | 2KV |
| Safety Approval: | cULus | |

## PART NUMBERS

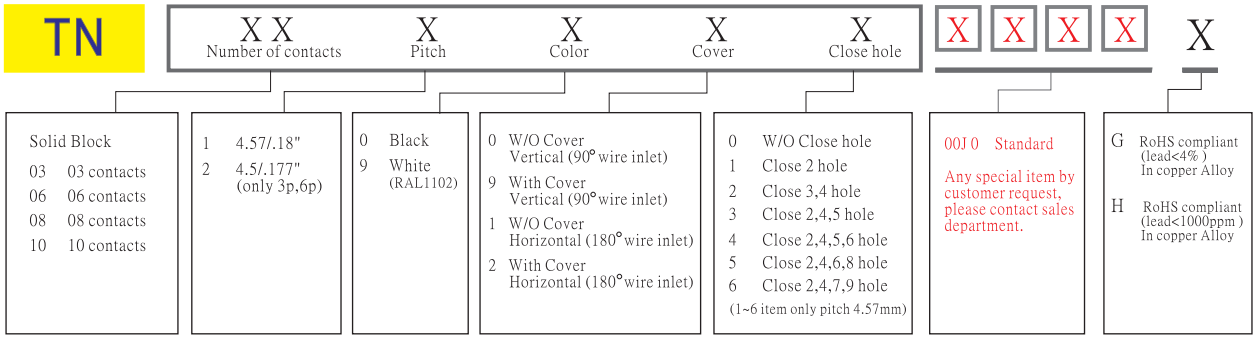


For more information,
please contact: Communications@fci.com
or visit us at www.fci.com/terminalblocks

**Disclaimer**
Please note that the above information is subject to change without notice.

# SPRING CLAMP SYSTEM




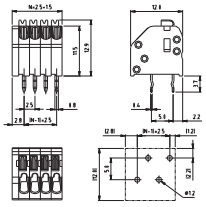

| Electrical: | cULus | CQC | TÜV |
|---|---|---|---|
| Voltage rating: | 300V | 300V | 150V |
| Current rating: | 2A | 2A | 2A |
| Wire range: | | 0.2-0.5mm² | |
| Solid wire(AWG): | 20-26 | 20 | |
| Stranded wire(AWG): | 20-26 | 20 | |
| Wire strip length: | | 8.5~10mm | |
| Withstanding Voltage: | 1.6KV | 2.5KV | 2.5KV |
| Safety Approval: | | | |




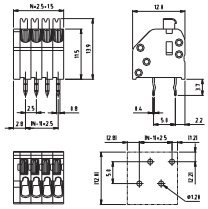

| Electrical: | cULus | CQC |
|---|---|---|
| Voltage rating: | 300V | 300V |
| Current rating: | 2A | 2A |
| Wire range: | | |
| Solid wire(AWG): | 20-26 | 20 |
| Stranded wire(AWG): | 20-26 | 20 |
| Wire strip length: | 8.5~10mm | |
| Withstanding Voltage: | 1.6KV | 2.5KV |
| Safety Approval: | | |




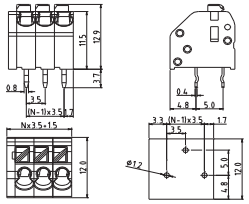

| Electrical: | UL | VDE | CQC | TÜV |
|---|---|---|---|---|
| Voltage rating: | 300V | 130V | 300V | 500V |
| Current rating: | 6A | 6A | 6A | 8A |
| Wire range: | 0.5 - 0.75mm² | | 0.5 - 1.5mm² | |
| Solid wire(AWG): | 16-22 | | 16-20 | |
| Stranded wire(AWG): | 16-22 | | 16-20 | |
| Wire strip length: | 8.5~10mm | | | |
| Withstanding Voltage: | 1.6KV | 1.25KV | 2.5KV | 4KV |
| Safety Approval: | | | | |




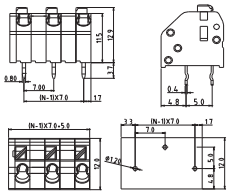

| Electrical: | UL | VDE |
|---|---|---|
| Voltage rating: | 300V | 250V |
| Current rating: | 6A | 6A |
| Wire range: | 0.5 - 0.75mm² | |
| Solid wire(AWG): | 16-22 | |
| Stranded wire(AWG): | 16-22 | |
| Wire strip length: | 8.5~10mm | |
| Withstanding Voltage: | 1.6KV | 2KV |
| Safety Approval: | | |

## PART NUMBERS

| HC | XX Number of contacts | X Pitch | X Lever | X Color | X Foot Print | XXXX | X |
|---|---|---|---|---|---|---|---|

**End Stackable**

For 2.5 & 3.5 Pitch
01 to 24 1 to 24 contacts

For 7.0 Pitch
01 to 12 1 to 12 contacts

| Pitch |
|---|
| 0 3.5/.138" |
| 1 7.0/.276" |
| B 2.5/.098" |

| Lever |
|---|
| 0 Standard |
| 2 High profile (Only pitch2.5) |

| Color |
|---|
| 2 Red (RAL3001/D) |
| 3 Orange (RAL2011/P) |
| 5 Green (RAL 6018/T) |
| 8 Grey (RAL 7004/P) |
| C Multiple colors |

| Foot Print |
|---|
| 0 Double row center contact link together with end cover |
| 1 Side Single Row |
| 2 Center Single Row |
| 3 Double row side contact link together with end cover |

| XXXX |
|---|
| 00J0 Standard |
| Any special item by customer request, please contact sales department. |

| X |
|---|
| G RoHS compliant (lead<4% ) In copper Alloy |
| H RoHS compliant (lead<1000ppm ) In copper Alloy |

# SPRING CLAMP SYSTEM




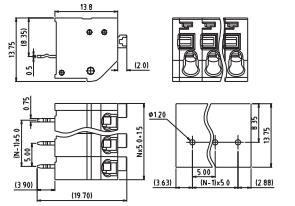

| Electrical: | cULus |
|---|---|
| Voltage rating: | 300V |
| Current rating: | 10A |
| Wire range: | |
| Solid wire(AWG): | 16-20 |
| Stranded wire(AWG): | |
| Wire strip length: | 9~10mm |
| Withstanding Voltage: | 1.6KV |
| Safety Approval: | cULus |




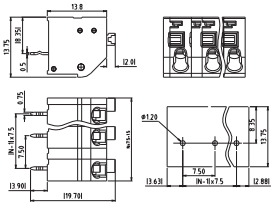

| Electrical: | cULus |
|---|---|
| Voltage rating: | 300V |
| Current rating: | 10A |
| Wire range: | |
| Solid wire(AWG): | 16-20 |
| Stranded wire(AWG): | |
| Wire strip length: | 9~10mm |
| Withstanding Voltage: | 1.6KV |
| Safety Approval: | cULus |




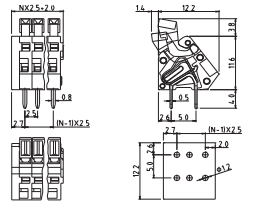

| Electrical: | cULus |
|---|---|
| Voltage rating: | 150V |
| Current rating: | 4A |
| Wire range: | |
| Solid wire(AWG): | 22-28 |
| Stranded wire(AWG): | 22-28 |
| Wire strip length: | 5~6mm |
| Withstanding Voltage: | 1.3KV |
| Safety Approval: | cULus |




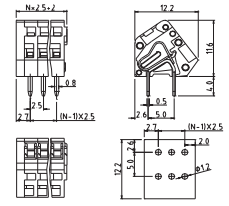

| Electrical: | cULus |
|---|---|
| Voltage rating: | 150V |
| Current rating: | 4A |
| Wire range: | |
| Solid wire(AWG): | 22-28 |
| Stranded wire(AWG): | 22-28 |
| Wire strip length: | 5~6mm |
| Withstanding Voltage: | 1.3KV |
| Safety Approval: | cULus |




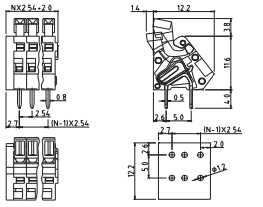

| Electrical: | cULus |
|---|---|
| Voltage rating: | 150V |
| Current rating: | 4A |
| Wire range: | |
| Solid wire(AWG): | 22-28 |
| Stranded wire(AWG): | 22-28 |
| Wire strip length: | 5~6mm |
| Withstanding Voltage: | 1.3KV |
| Safety Approval: | cULus |




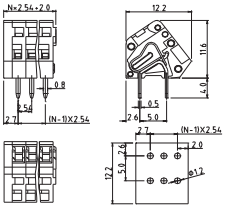

| Electrical: | cULus |
|---|---|
| Voltage rating: | 150V |
| Current rating: | 4A |
| Wire range: | |
| Solid wire(AWG): | 22-28 |
| Stranded wire(AWG): | 22-28 |
| Wire strip length: | 5~6mm |
| Withstanding Voltage: | 1.3KV |
| Safety Approval: | cULus |




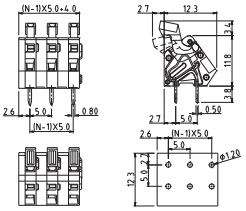

| Electrical: | cULus |
|---|---|
| Voltage rating: | 150V |
| Current rating: | 4A |
| Wire range: | |
| Solid wire(AWG): | 22-28 |
| Stranded wire(AWG): | 22-28 |
| Wire strip length: | 5~6mm |
| Withstanding Voltage: | 1.3KV |
| Safety Approval: | cULus |




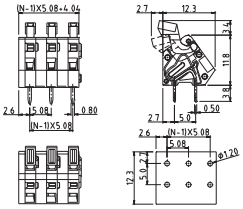

| Electrical: | cULus |
|---|---|
| Voltage rating: | 150V |
| Current rating: | 4A |
| Wire range: | |
| Solid wire(AWG): | 22-28 |
| Stranded wire(AWG): | 22-28 |
| Wire strip length: | 5~6mm |
| Withstanding Voltage: | 1.3KV |
| Safety Approval: | cULus |

For more information,
please contact: Communications@fci.com
or visit us at www.fci.com/terminalblocks

**Disclaimer**
Please note that the above information is subject to change without notice.

# SPRING CLAMP SYSTEM

## PART NUMBERS

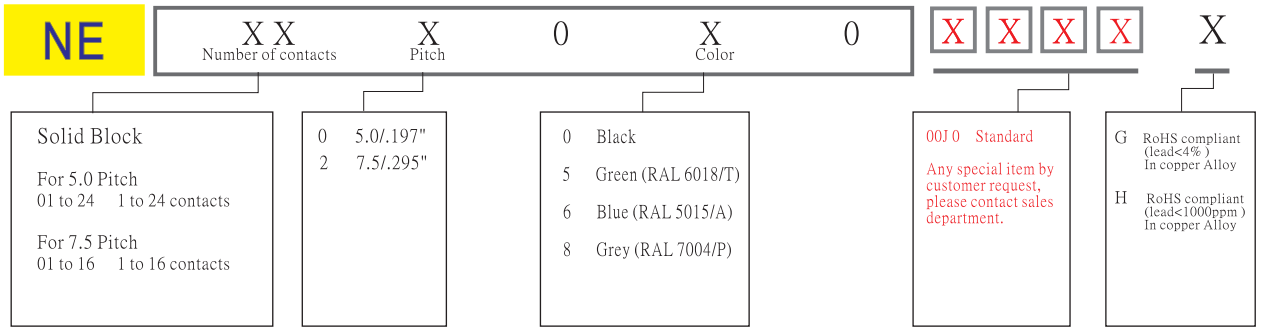


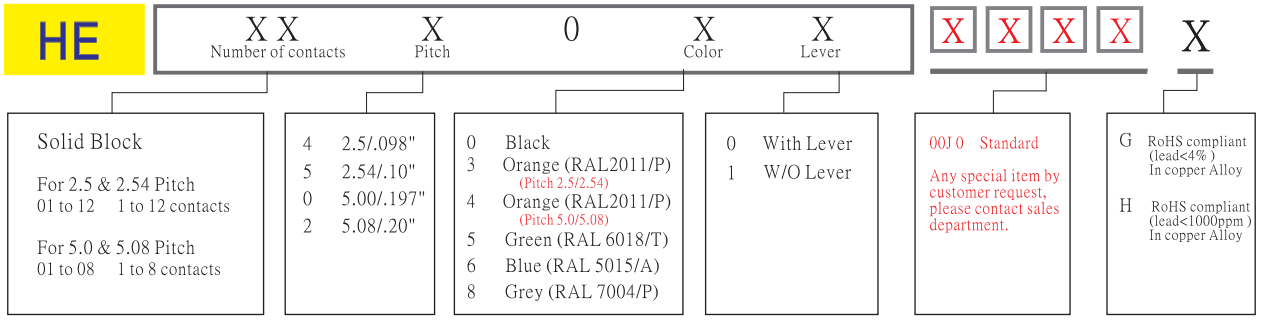

# SPRING CLAMP SYSTEM

HD



Pitch 5.08mm
Poles 2p~24p
HDxx008000J0G*
Number of poles

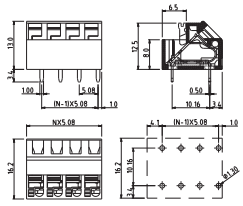

| Electrical: | cULus |
|---|---|
| Voltage rating: | 250V |
| Current rating: | 12A |
| Wire range: | |
| Solid wire(AWG): | 16-22 |
| Stranded wire(AWG): | 16-22 |
| Wire strip length: | 6~7mm |
| Withstanding Voltage: | 1.5KV |
| Safety Approval: | cULus |

HG



Pitch 5.0mm
Poles 2p~24p
HGxx008000J0G*
Number of poles

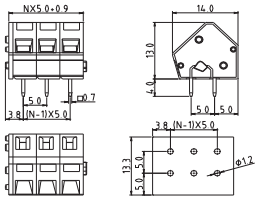

| Electrical: | cULus |
|---|---|
| Voltage rating: | 300V |
| Current rating: | 15A |
| Wire range: | |
| Solid wire(AWG): | 12-28 |
| Stranded wire(AWG): | 12-28 |
| Wire strip length: | 5~6mm |
| Withstanding Voltage: | 1.6KV |
| Safety Approval: | cULus |

HG



Pitch 5.08mm
Poles 2p~24p
HGxx308000J0G*
Number of poles

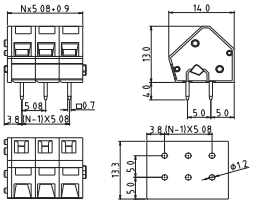

| Electrical: | cULus |
|---|---|
| Voltage rating: | 300V |
| Current rating: | 15A |
| Wire range: | |
| Solid wire(AWG): | 12-28 |
| Stranded wire(AWG): | 12-28 |
| Wire strip length: | 5~6mm |
| Withstanding Voltage: | 1.6KV |
| Safety Approval: | cULus |

HG



Pitch 7.5mm
Poles 2p~16p
HGxx208000J0G*
Number of poles

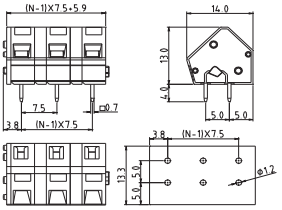

| Electrical: | cULus |
|---|---|
| Voltage rating: | 300V |
| Current rating: | 15A |
| Wire range: | |
| Solid wire(AWG): | 12-28 |
| Stranded wire(AWG): | 12-28 |
| Wire strip length: | 5~6mm |
| Withstanding Voltage: | 1.6KV |
| Safety Approval: | cULus |

HG



Pitch 7.62mm
Poles 2p~16p
HGxx508000J0G*
Number of poles

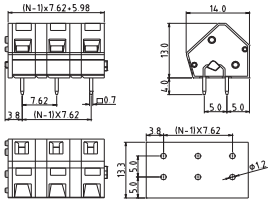

| Electrical: | cULus |
|---|---|
| Voltage rating: | 300V |
| Current rating: | 15A |
| Wire range: | |
| Solid wire(AWG): | 12-28 |
| Stranded wire(AWG): | 12-28 |
| Wire strip length: | 5~6mm |
| Withstanding Voltage: | 1.6KV |
| Safety Approval: | cULus |

HG



Pitch 10.0mm
Poles 2p~12p
HGxx108000J0G*
Number of poles

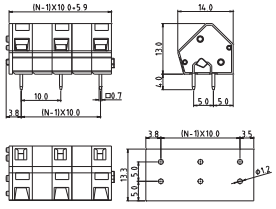

| Electrical: | cULus |
|---|---|
| Voltage rating: | 300V |
| Current rating: | 15A |
| Wire range: | |
| Solid wire(AWG): | 12-28 |
| Stranded wire(AWG): | 12-28 |
| Wire strip length: | 5~6mm |
| Withstanding Voltage: | 1.6KV |
| Safety Approval: | cULus |

HG



Pitch 10.16mm
Poles 2p~12p
HGxx408000J0G*
Number of poles

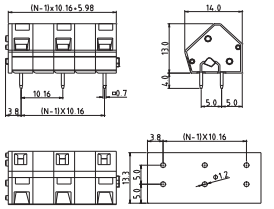

| Electrical: | cULus |
|---|---|
| Voltage rating: | 300V |
| Current rating: | 15A |
| Wire range: | |
| Solid wire(AWG): | 12-28 |
| Stranded wire(AWG): | 12-28 |
| Wire strip length: | 5~6mm |
| Withstanding Voltage: | 1.6KV |
| Safety Approval: | cULus |

For more information,
please contact: Communications@fci.com
or visit us at www.fci.com/terminalblocks

**Disclaimer**
Please note that the above information is subject to change without notice.

# SPRING CLAMP SYSTEM

## PART NUMBERS

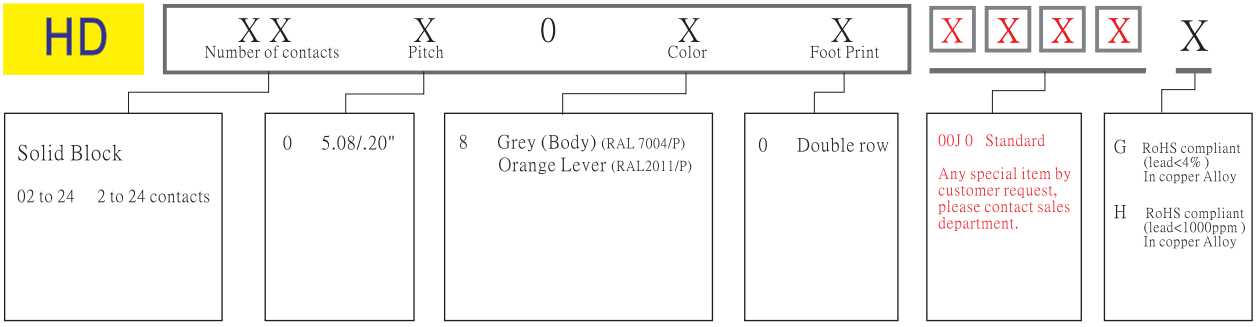


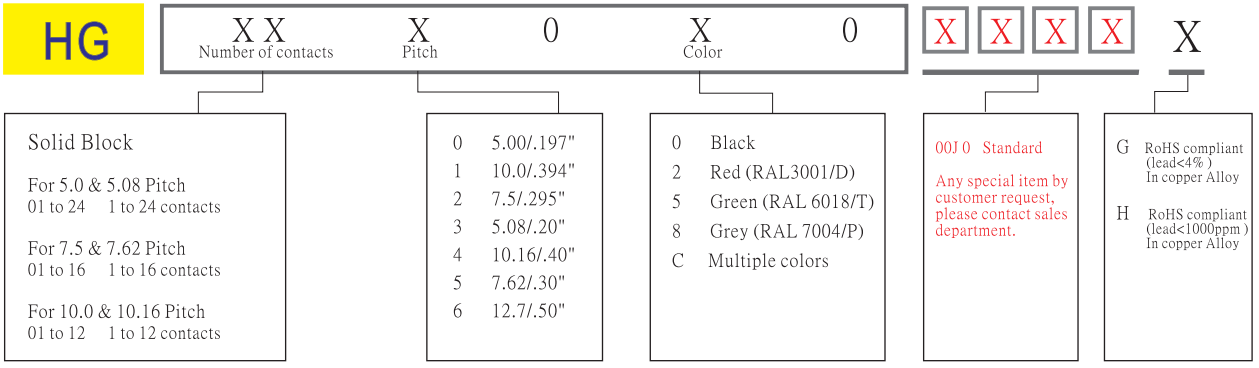

# SPRING CLAMP SYSTEM

HT



Pitch 5.0mm
Poles 2p~24p
HTxx008000J0G*
Number of poles

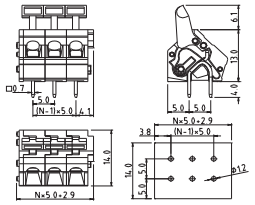

| Electrical: | cULus |
|---|---|
| Voltage rating: | 300V |
| Current rating: | 15A |
| Wire range: | |
| Solid wire(AWG): | 12-28 |
| Stranded wire(AWG): | 12-28 |
| Wire strip length: | 5~6mm |
| Withstanding Voltage: | 1.6KV |
| Safety Approval: | |

HT



Pitch 5.08mm
Poles 2p~24p
HTxx308000J0G*
Number of poles

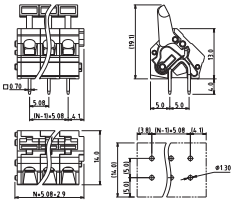

| Electrical: | cULus |
|---|---|
| Voltage rating: | 300V |
| Current rating: | 15A |
| Wire range: | |
| Solid wire(AWG): | 12-28 |
| Stranded wire(AWG): | 12-28 |
| Wire strip length: | 5~6mm |
| Withstanding Voltage: | 1.6KV |
| Safety Approval: | |

HT



Pitch 7.5mm
Poles 2p~16p
HTxx208000J0G*
Number of poles

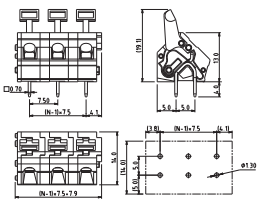

| Electrical: | cULus |
|---|---|
| Voltage rating: | 300V |
| Current rating: | 15A |
| Wire range: | |
| Solid wire(AWG): | 12-28 |
| Stranded wire(AWG): | 12-28 |
| Wire strip length: | 5~6mm |
| Withstanding Voltage: | 1.6KV |
| Safety Approval: | |

HT



Pitch 7.62mm
Poles 2p~16p
HTxx508000J0G*
Number of poles

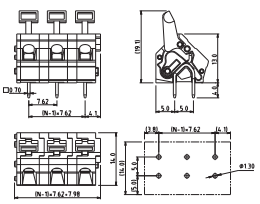

| Electrical: | cULus |
|---|---|
| Voltage rating: | 300V |
| Current rating: | 15A |
| Wire range: | |
| Solid wire(AWG): | 12-28 |
| Stranded wire(AWG): | 12-28 |
| Wire strip length: | 5~6mm |
| Withstanding Voltage: | 1.6KV |
| Safety Approval: | |

HT



Pitch 10.0mm
Poles 2p~12p
HTxx108000J0G*
Number of poles

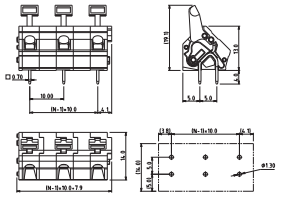

| Electrical: | cULus |
|---|---|
| Voltage rating: | 300V |
| Current rating: | 15A |
| Wire range: | |
| Solid wire(AWG): | 12-28 |
| Stranded wire(AWG): | 12-28 |
| Wire strip length: | 5~6mm |
| Withstanding Voltage: | 1.6KV |
| Safety Approval: | |

HT



Pitch 10.16mm
Poles 2p~12p
HTxx408000J0G*
Number of poles

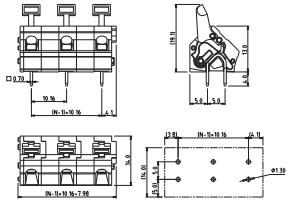

| Electrical: | cULus |
|---|---|
| Voltage rating: | 300V |
| Current rating: | 15A |
| Wire range: | |
| Solid wire(AWG): | 12-28 |
| Stranded wire(AWG): | 12-28 |
| Wire strip length: | 5~6mm |
| Withstanding Voltage: | 1.6KV |
| Safety Approval: | |

HV



Pitch 3.81mm
Poles 2p~24p
HVxx308000J0G*
Number of poles

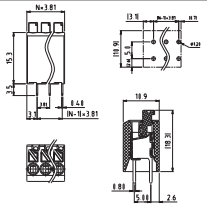

| Electrical: | cULus | TUV |
|---|---|---|
| Voltage rating: | 300V | 500V |
| Current rating: | 8A | 10A |
| Wire range: | 0.5~1.5mm² | |
| Solid wire(AWG): | 16-20 | |
| Stranded wire(AWG): | 16-20 | |
| Wire strip length: | 8~9mm | |
| Withstanding Voltage: | 1.6KV | 1.89KV |
| Safety Approval: | | |

For more information,
please contact: Communications@fci.com
or visit us at www.fci.com/terminalblocks

**Disclaimer**
Please note that the above information is subject to change without notice.

# SPRING CLAMP SYSTEM

## PART NUMBERS

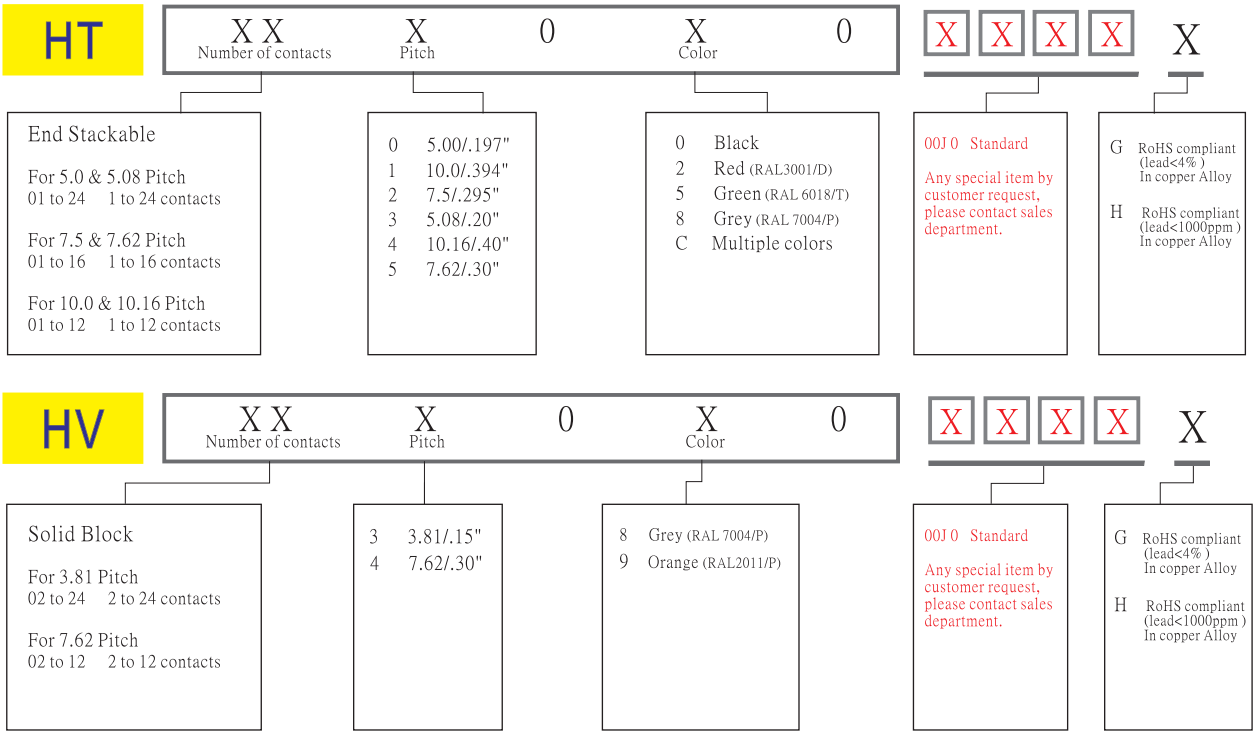

# SPRING CLAMP SYSTEM




Pitch 5.0mm
Low profile Type
Poles 2p~24p
HFxx708000J0G*
Number of poles




Pitch 5.0mm
High profile Type
Poles 2p~24p
HFxx708100J0G*
Number of poles




Pitch 5.0mm
Poles 2p~24p
HHxx008000J0G*
Number of poles

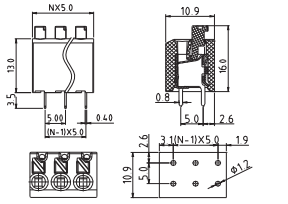

| Electrical: | cULus | VDE |
|---|---|---|
| Voltage rating: | 300V | 250V |
| Current rating: | 10A | 10A |
| Wire range: | 0.5~1.0mm² | |
| Solid wire(AWG): | 16-20 | |
| Stranded wire(AWG): | 16-20 | |
| Wire strip length: | 8~9mm | |
| Withstanding Voltage: | 1.6KV | 2KV |
| Safety Approval: | cULus | VDE |

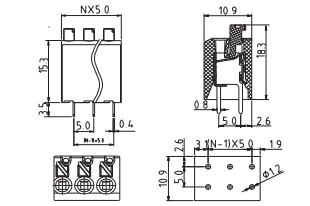

| Electrical: | cULus | VDE |
|---|---|---|
| Voltage rating: | 300V | 250V |
| Current rating: | 10A | 10A |
| Wire range: | 0.5~1.0mm² | |
| Solid wire(AWG): | 16-20 | |
| Stranded wire(AWG): | 16-20 | |
| Wire strip length: | 8~9mm | |
| Withstanding Voltage: | 1.6KV | 2.5KV |
| Safety Approval: | cULus | VDE |

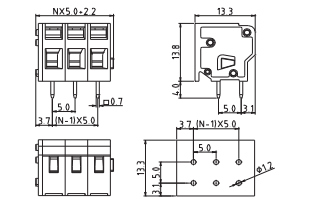

| Electrical: | cULus |
|---|---|
| Voltage rating: | 300V |
| Current rating: | 15A |
| Wire range: | |
| Solid wire(AWG): | 14-28 |
| Stranded wire(AWG): | 14-28 |
| Wire strip length: | 5~6mm |
| Withstanding Voltage: | 1.6KV |
| Safety Approval: | cULus |

## PART NUMBERS

**HF** — X X (Number of contacts) X (Pitch) 0 X (Color) X (Body type) — X X X X — X

- Solid Block
  - 02 to 24 2 to 24 contacts
- 7 5.0/.197"
  - 8 10.0/.394"
- 8 Grey (RAL 7004/P)
  - 9 Orange (RAL2011/P)
- 0 Low profile body
  - 1 High profile body
- 00J 0 Standard
  - Any special item by customer request, please contact sales department.
- G RoHS compliant (lead<4%) In copper Alloy
  - H RoHS compliant (lead<1000ppm) In copper Alloy

**HH** — X X (Number of contacts) X (Pitch) 0 X (Color) 0 — X X X X — X

- End Stackable
  - 01 to 24 1 to 24 contacts
- 0 5.00/.197"
- 0 Black
  - 2 Red (RAL3001/D)
  - 5 Green (RAL 6018/T)
  - 8 Grey (RAL 7004/P)
  - C Multiple colors
- 00J 0 Standard
  - Any special item by customer request, please contact sales department.
- G RoHS compliant (lead<4%) In copper Alloy
  - H RoHS compliant (lead<1000ppm) In copper Alloy

For more information,
please contact: Communications@fci.com
or visit us at www.fci.com/terminalblocks

**Disclaimer**
Please note that the above information is subject to change without notice.

# SPRING CLAMP SYSTEM

HM



Pitch 3.81mm
Dip solder
Poles 2p~24p
HMxx308000J0G*
Number of poles

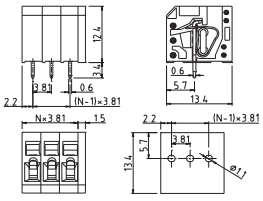

| Electrical: | cULus |
|---|---|
| Voltage rating: | 300V |
| Current rating: | 8A |
| Wire range: | |
| Solid wire(AWG): | 14-28 |
| Stranded wire(AWG): | 14-28 |
| Wire strip length: | 5~6mm |
| Withstanding Voltage: | 1.6KV |
| Safety Approval: | ( cULus )pending |

HM



Pitch 3.81mm
Press fit
Poles 2p~24p
HMxx308100J0G*
Number of poles

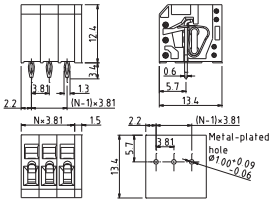

| Electrical: | cULus |
|---|---|
| Voltage rating: | 250V |
| Current rating: | 8A |
| Wire range: | |
| Solid wire(AWG): | 14-28 |
| Stranded wire(AWG): | 14-28 |
| Wire strip length: | 5~6mm |
| Withstanding Voltage: | 1.6KV |
| Safety Approval: | ( cULus )pending |
| Diameter of metal-plated hole: | $1.0^{+0.09}_{-0.06}$ |

HM



Pitch 5.0mm
Dip solder
Poles 2p~24p
HMxx708000J0G*
Number of poles

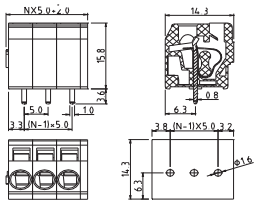

| Electrical: | cULus |
|---|---|
| Voltage rating: | 250V |
| Current rating: | 8A |
| Wire range: | |
| Solid wire(AWG): | 12-28 |
| Stranded wire(AWG): | 12-28 |
| Wire strip length: | 8~9mm |
| Withstanding Voltage: | 1.5KV |
| Safety Approval: | cULus |

HM



Pitch 5.0mm
Press fit
Poles 2p~24p
HMxx708100J0G*
Number of poles

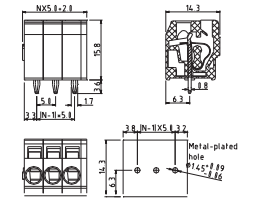

| Electrical: | cULus |
|---|---|
| Voltage rating: | 250V |
| Current rating: | 8A |
| Wire range: | |
| Solid wire(AWG): | 12-28 |
| Stranded wire(AWG): | 12-28 |
| Wire strip length: | 8~9mm |
| Withstanding Voltage: | 1.5KV |
| Safety Approval: | cULus |
| Diameter of metal-plated hole: | $1.45^{+0.09}_{-0.06}$ |

HM



Pitch 5.08mm
Dip solder
Poles 2p~24p
HMxx508000J0G*
Number of poles

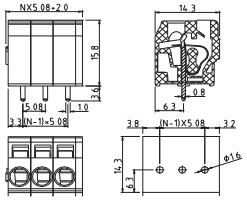

| Electrical: | cULus |
|---|---|
| Voltage rating: | 250V |
| Current rating: | 8A |
| Wire range: | |
| Solid wire(AWG): | 12-28 |
| Stranded wire(AWG): | 12-28 |
| Wire strip length: | 8~9mm |
| Withstanding Voltage: | 1.5KV |
| Safety Approval: | cULus |

HM



Pitch 5.08mm
Press fit
Poles 2p~24p
HMxx508100J0G*
Number of poles

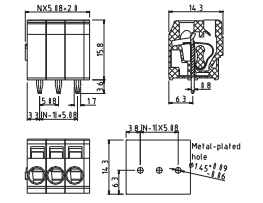

| Electrical: | cULus |
|---|---|
| Voltage rating: | 250V |
| Current rating: | 8A |
| Wire range: | |
| Solid wire(AWG): | 12-28 |
| Stranded wire(AWG): | 12-28 |
| Wire strip length: | 8~9mm |
| Withstanding Voltage: | 1.5KV |
| Safety Approval: | cULus |
| Diameter of metal-plated hole: | $1.45^{+0.09}_{-0.06}$ |

HM



Pitch 7.5mm
Dip solder
Poles 2p~16p
HMxx908000J0G*
Number of poles

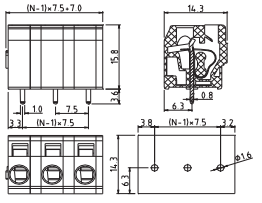

| Electrical: | cULus |
|---|---|
| Voltage rating: | 250V |
| Current rating: | 8A |
| Wire range: | |
| Solid wire(AWG): | 12-28 |
| Stranded wire(AWG): | 12-28 |
| Wire strip length: | 8~9mm |
| Withstanding Voltage: | 1.5KV |
| Safety Approval: | cULus |

HM



Pitch 7.5mm
Press fit
Poles 2p~16p
HMxx908100J0G*
Number of poles

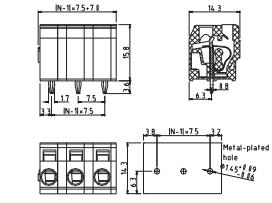

| Electrical: | cULus |
|---|---|
| Voltage rating: | 250V |
| Current rating: | 8A |
| Wire range: | |
| Solid wire(AWG): | 12-28 |
| Stranded wire(AWG): | 12-28 |
| Wire strip length: | 8~9mm |
| Withstanding Voltage: | 1.5KV |
| Safety Approval: | cULus |
| Diameter of metal-plated hole: | $1.45^{+0.09}_{-0.06}$ |

# SPRING CLAMP SYSTEM

HM



Pitch 7.62mm
Dip solder
Poles 2p~16p
HMxx408000J0G*
Number of poles

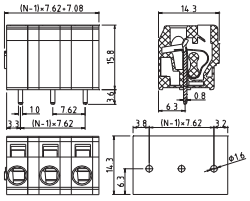

| Electrical: | cULus |
|---|---|
| Voltage rating: | 250V |
| Current rating: | 8A |
| Wire range: | |
| Solid wire(AWG): | 12-28 |
| Stranded wire(AWG): | 12-28 |
| Wire strip length: | 8~9mm |
| Withstanding Voltage: | 1.6KV |
| Safety Approval: | cULus |

HM



Pitch 7.62mm
Press fit
Poles 2p~16p
HMxx408100J0G*
Number of poles

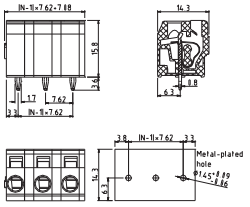

| Electrical: | cULus |
|---|---|
| Voltage rating: | 250V |
| Current rating: | 8A |
| Wire range: | |
| Solid wire(AWG): | 12-28 |
| Stranded wire(AWG): | 12-28 |
| Wire strip length: | 8~9mm |
| Withstanding Voltage: | 1.6KV |
| Safety Approval: | cULus |

Diameter of metal-plated hole: $1.45^{+0.09}_{-0.06}$

HM



Pitch 10.0mm
Dip solder
Poles 2p~12p
HMxx808000J0G*
Number of poles

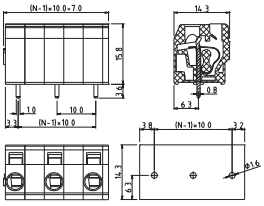

| Electrical: | cULus |
|---|---|
| Voltage rating: | 250V |
| Current rating: | 8A |
| Wire range: | |
| Solid wire(AWG): | 12-28 |
| Stranded wire(AWG): | 12-28 |
| Wire strip length: | 8~9mm |
| Withstanding Voltage: | 1.5KV |
| Safety Approval: | cULus |

HM



Pitch 10.0mm
Press fit
Poles 2p~12p
HMxx808100J0G*
Number of poles

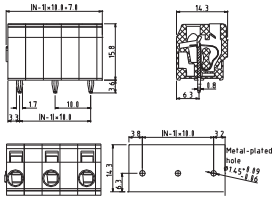

| Electrical: | cULus |
|---|---|
| Voltage rating: | 250V |
| Current rating: | 8A |
| Wire range: | |
| Solid wire(AWG): | 12-28 |
| Stranded wire(AWG): | 12-28 |
| Wire strip length: | 8~9mm |
| Withstanding Voltage: | 1.5KV |
| Safety Approval: | cULus |

Diameter of metal-plated hole: $1.45^{+0.09}_{-0.06}$

HM



Pitch 10.16mm
Dip solder
Poles 2p~12p
HMxx608000J0G*
Number of poles

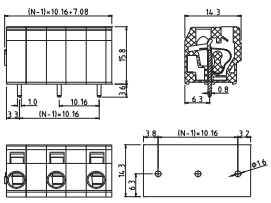

| Electrical: | cULus |
|---|---|
| Voltage rating: | 250V |
| Current rating: | 8A |
| Wire range: | |
| Solid wire(AWG): | 12-28 |
| Stranded wire(AWG): | 12-28 |
| Wire strip length: | 8~9mm |
| Withstanding Voltage: | 1.5KV |
| Safety Approval: | cULus |

HM



Pitch 10.16mm
Press fit
Poles 2p~12p
HMxx608100J0G*
Number of poles

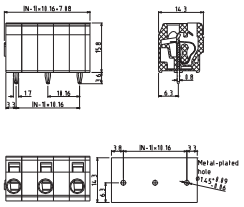

| Electrical: | cULus |
|---|---|
| Voltage rating: | 250V |
| Current rating: | 8A |
| Wire range: | |
| Solid wire(AWG): | 12-28 |
| Stranded wire(AWG): | 12-28 |
| Wire strip length: | 8~9mm |
| Withstanding Voltage: | 1.5KV |
| Safety Approval: | cULus |

Diameter of metal-plated hole: $1.45^{+0.09}_{-0.06}$

For more information,
please contact: Communications@fci.com
or visit us at www.fci.com/terminalblocks

**Disclaimer**
Please note that the above information is subject to change without notice.

# SPRING CLAMP SYSTEM

## PART NUMBERS

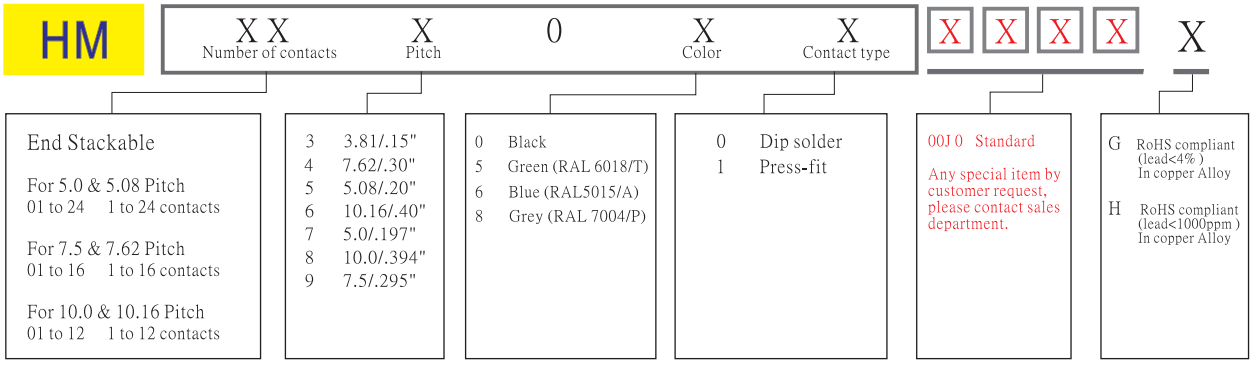

# SPRING CLAMP SYSTEM




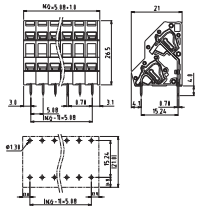

| Electrical: | cULus |
|---|---|
| Voltage rating: | 300V |
| Current rating: | 10A |
| Wire range: | |
| Solid wire(AWG): | 12-28 |
| Stranded wire(AWG): | 12-28 |
| Wire strip length: | 5~6mm |
| Withstanding Voltage: | 1.6KV |
| Safety Approval: | |




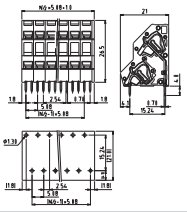

| Electrical: | cULus |
|---|---|
| Voltage rating: | 300V |
| Current rating: | 10A |
| Wire range: | |
| Solid wire(AWG): | 12-28 |
| Stranded wire(AWG): | 12-28 |
| Wire strip length: | 5~6mm |
| Withstanding Voltage: | 1.6KV |
| Safety Approval: | |




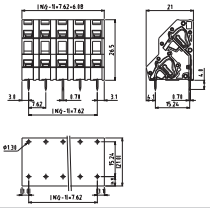

| Electrical: | cULus |
|---|---|
| Voltage rating: | 300V |
| Current rating: | 10A |
| Wire range: | |
| Solid wire(AWG): | 12-28 |
| Stranded wire(AWG): | 12-28 |
| Wire strip length: | 5~6mm |
| Withstanding Voltage: | 1.6KV |
| Safety Approval: | |




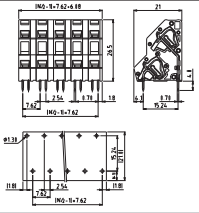

| Electrical: | cULus |
|---|---|
| Voltage rating: | 300V |
| Current rating: | 10A |
| Wire range: | |
| Solid wire(AWG): | 12-28 |
| Stranded wire(AWG): | 12-28 |
| Wire strip length: | 5~6mm |
| Withstanding Voltage: | 1.6KV |
| Safety Approval: | |




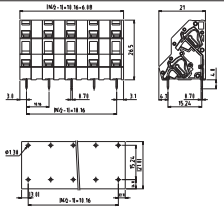

| Electrical: | cULus |
|---|---|
| Voltage rating: | 300V |
| Current rating: | 10A |
| Wire range: | |
| Solid wire(AWG): | 12-28 |
| Stranded wire(AWG): | 12-28 |
| Wire strip length: | 5~6mm |
| Withstanding Voltage: | 1.6KV |
| Safety Approval: | |




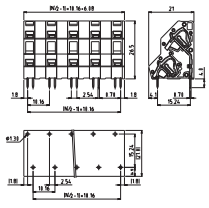

| Electrical: | cULus |
|---|---|
| Voltage rating: | 300V |
| Current rating: | 10A |
| Wire range: | |
| Solid wire(AWG): | 12-28 |
| Stranded wire(AWG): | 12-28 |
| Wire strip length: | 5~6mm |
| Withstanding Voltage: | 1.6KV |
| Safety Approval: | |

# SPRING CLAMP SYSTEM

## PART NUMBERS

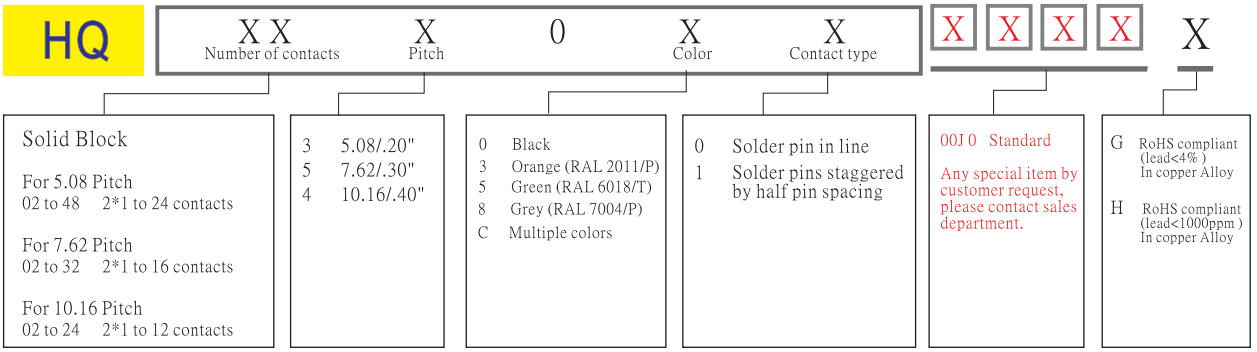

# SPRING CLAMP SYSTEM

HR



Pitch 5.08mm-Parallel
Poles 3*2p~3*24p
HRxx308000J0G*
Number of poles

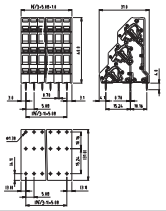

| Electrical: | cULus |
|---|---|
| Voltage rating: | 300V |
| Current rating: | 10A |
| Wire range: | |
| Solid wire(AWG): | 12-28 |
| Stranded wire(AWG): | 12-28 |
| Wire strip length: | 5~6mm |
| Withstanding Voltage: | 1.6KV |
| Safety Approval: | cULus |

HR



Pitch 5.08mm-Interlace
Poles 3*2p~3*24p
HRxx308100J0G*
Number of poles

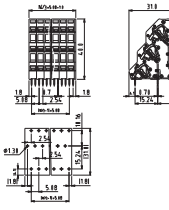

| Electrical: | cULus |
|---|---|
| Voltage rating: | 300V |
| Current rating: | 10A |
| Wire range: | |
| Solid wire(AWG): | 12-28 |
| Stranded wire(AWG): | 12-28 |
| Wire strip length: | 5~6mm |
| Withstanding Voltage: | 1.6KV |
| Safety Approval: | cULus |

HR



Pitch 7.62mm-Parallel
Poles 3*2p~3*16p
HRxx508000J0G*
Number of poles

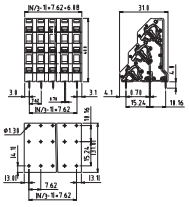

| Electrical: | cULus |
|---|---|
| Voltage rating: | 300V |
| Current rating: | 10A |
| Wire range: | |
| Solid wire(AWG): | 12-28 |
| Stranded wire(AWG): | 12-28 |
| Wire strip length: | 5~6mm |
| Withstanding Voltage: | 1.6KV |
| Safety Approval: | cULus |

HR



Pitch 7.62mm-Interlace
Poles 3*2p~3*16p
HRxx508100J0G*
Number of poles

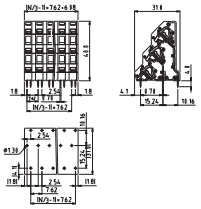

| Electrical: | cULus |
|---|---|
| Voltage rating: | 300V |
| Current rating: | 10A |
| Wire range: | |
| Solid wire(AWG): | 12-28 |
| Stranded wire(AWG): | 12-28 |
| Wire strip length: | 5~6mm |
| Withstanding Voltage: | 1.6KV |
| Safety Approval: | cULus |

HR



Pitch 10.16mm-Parallel
Poles 3*2p~3*12p
HRxx408000J0G*
Number of poles

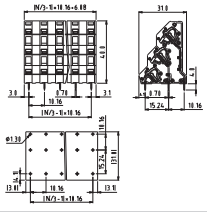

| Electrical: | cULus |
|---|---|
| Voltage rating: | 300V |
| Current rating: | 10A |
| Wire range: | |
| Solid wire(AWG): | 12-28 |
| Stranded wire(AWG): | 12-28 |
| Wire strip length: | 5~6mm |
| Withstanding Voltage: | 1.6KV |
| Safety Approval: | cULus |

HR



Pitch 10.16mm-Interlace
Poles 3*2p~3*12p
HRxx408100J0G*
Number of poles

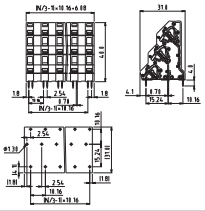

| Electrical: | cULus |
|---|---|
| Voltage rating: | 300V |
| Current rating: | 10A |
| Wire range: | |
| Solid wire(AWG): | 12-28 |
| Stranded wire(AWG): | 12-28 |
| Wire strip length: | 5~6mm |
| Withstanding Voltage: | 1.6KV |
| Safety Approval: | cULus |

For more information,
please contact: Communications@fci.com
or visit us at www.fci.com/terminalblocks

**Disclaimer**
Please note that the above information is subject to change without notice.

# SPRING CLAMP SYSTEM

## PART NUMBERS

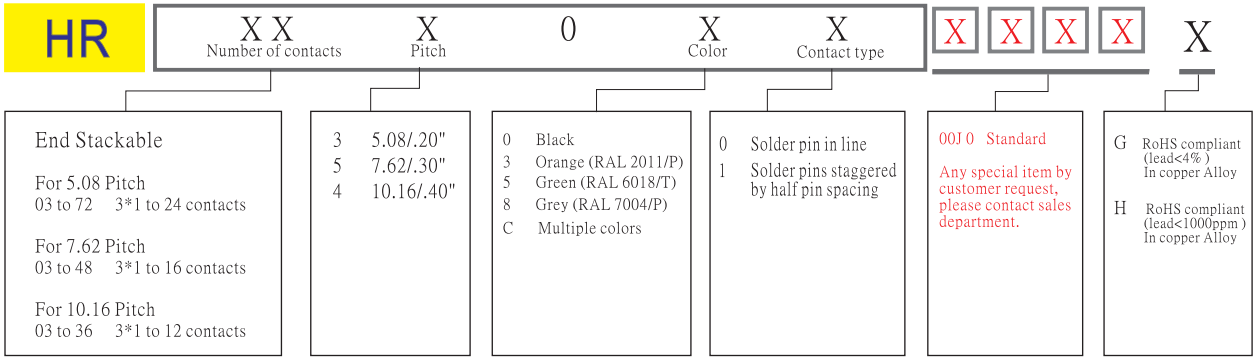

# SPRING CLAMP SYSTEM

HS



Pitch 5.0mm-Parallel
Poles 4*2p-4*24p
HSxx008000J0G*
Number of poles

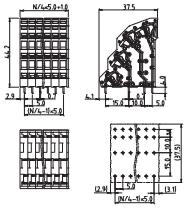

| Electrical: | cULus |
|---|---|
| Voltage rating: | 300V |
| Current rating: | 10A |
| Wire range: | |
| Solid wire(AWG): | 12-28 |
| Stranded wire(AWG): | 12-28 |
| Wire strip length: | 5-6mm |
| Withstanding Voltage: | 1.6KV |
| Safety Approval: | |

HS



Pitch 5.0mm-Interlace
Poles 4*2p-4*24p
HSxx008100J0G*
Number of poles

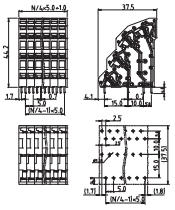

| Electrical: | cULus |
|---|---|
| Voltage rating: | 300V |
| Current rating: | 10A |
| Wire range: | |
| Solid wire(AWG): | 12-28 |
| Stranded wire(AWG): | 12-28 |
| Wire strip length: | 5-6mm |
| Withstanding Voltage: | 1.6KV |
| Safety Approval: | |

HS



Pitch 5.08mm-Parallel
Poles 4*2p-4*24p
HSxx308000J0G*
Number of poles

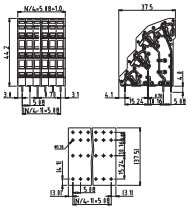

| Electrical: | cULus |
|---|---|
| Voltage rating: | 300V |
| Current rating: | 10A |
| Wire range: | |
| Solid wire(AWG): | 12-28 |
| Stranded wire(AWG): | 12-28 |
| Wire strip length: | 5-6mm |
| Withstanding Voltage: | 1.6KV |
| Safety Approval: | |

HS



Pitch 5.08mm-Interlace
Poles 4*2p-4*24p
HSxx308100J0G*
Number of poles

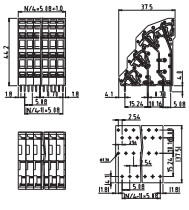

| Electrical: | cULus |
|---|---|
| Voltage rating: | 300V |
| Current rating: | 10A |
| Wire range: | |
| Solid wire(AWG): | 12-28 |
| Stranded wire(AWG): | 12-28 |
| Wire strip length: | 5~6mm |
| Withstanding Voltage: | 1.6KV |
| Safety Approval: | |

HS



Pitch 7.5mm-Parallel
Poles 4* 2p-4*16p
HSxx108000J0G*
Number of poles

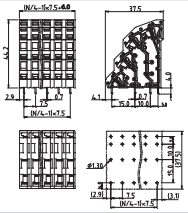

| Electrical: | cULus |
|---|---|
| Voltage rating: | 300V |
| Current rating: | 10A |
| Wire range: | |
| Solid wire(AWG): | 12-28 |
| Stranded wire(AWG): | 12-28 |
| Wire strip length: | 5-6mm |
| Withstanding Voltage: | 1.6KV |
| Safety Approval: | |

HS



Pitch 7.5mm-Interlace
Poles 4*2p-4*16p
HSxx108100J0G*
Number of poles

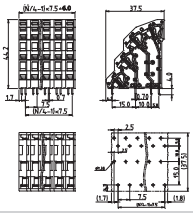

| Electrical: | cULus |
|---|---|
| Voltage rating: | 300V |
| Current rating: | 10A |
| Wire range: | |
| Solid wire(AWG): | 12-28 |
| Stranded wire(AWG): | 12-28 |
| Wire strip length: | 5~6mm |
| Withstanding Voltage: | 1.6KV |
| Safety Approval: | |

HS



Pitch 7.62mm-Parallel
Poles 4*2p-4*16p
HSxx50X000J0G*
Number of poles

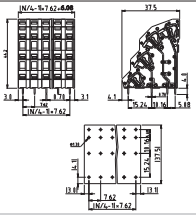

| Electrical: | cULus |
|---|---|
| Voltage rating: | 300V |
| Current rating: | 10A |
| Wire range: | |
| Solid wire(AWG): | 12-28 |
| Stranded wire(AWG): | 12-28 |
| Wire strip length: | 5~6mm |
| Withstanding Voltage: | 1.6KV |
| Safety Approval: | |

HS



Pitch 7.62mm-Interlace
Poles 4*2p-4*16p
HSxx508100J0G*
Number of poles

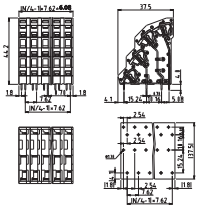

| Electrical: | cULus |
|---|---|
| Voltage rating: | 300V |
| Current rating: | 10A |
| Wire range: | |
| Solid wire(AWG): | 12-28 |
| Stranded wire(AWG): | 12-28 |
| Wire strip length: | 5~6mm |
| Withstanding Voltage: | 1.6KV |
| Safety Approval: | |

For more information,
please contact: Communications@fci.com
or visit us at www.fci.com/terminalblocks

**Disclaimer**
Please note that the above information is subject to change without notice.

# SPRING CLAMP SYSTEM

HS



Pitch 10.0mm-Parallel
Poles 4*2p-4*12p
HSxx20X000J0G*
Number of poles

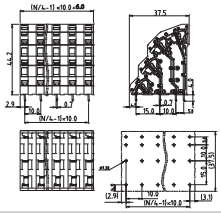

| Electrical: | cULus |
|---|---|
| Voltage rating: | 300V |
| Current rating: | 10A |
| Wire range: | |
| Solid wire(AWG): | 12-28 |
| Stranded wire(AWG): | 12-28 |
| Wire strip length: | 5~6mm |
| Withstanding Voltage: | 1.6KV |
| Safety Approval: | cULus |

HS



Pitch 10.0mm-Interlace
Poles 4*2p-4*12p
HSxx208100J0G*
Number of poles

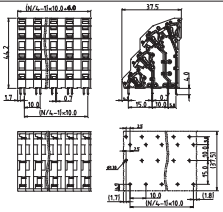

| Electrical: | cULus |
|---|---|
| Voltage rating: | 300V |
| Current rating: | 10A |
| Wire range: | |
| Solid wire(AWG): | 12-28 |
| Stranded wire(AWG): | 12-28 |
| Wire strip length: | 5~6mm |
| Withstanding Voltage: | 1.6KV |
| Safety Approval: | cULus |

HS



Pitch 10.16mm-Parallel
Poles 4*2p-4*12p
HSxx408000J0G*
Number of poles

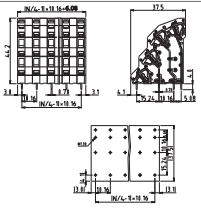

| Electrical: | cULus |
|---|---|
| Voltage rating: | 300V |
| Current rating: | 10A |
| Wire range: | |
| Solid wire(AWG): | 12-28 |
| Stranded wire(AWG): | 12-28 |
| Wire strip length: | 5~6mm |
| Withstanding Voltage: | 1.6KV |
| Safety Approval: | cULus |

HS



Pitch 10.16mm-Interlace
Poles 4*2p-4*12p
HSxx408100J0G*
Number of poles

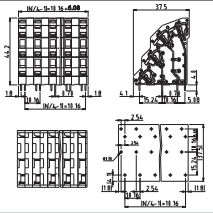

| Electrical: | cULus |
|---|---|
| Voltage rating: | 300V |
| Current rating: | 10A |
| Wire range: | |
| Solid wire(AWG): | 12-28 |
| Stranded wire(AWG): | 12-28 |
| Wire strip length: | 5~6mm |
| Withstanding Voltage: | 1.6KV |
| Safety Approval: | cULus |

## PART NUMBERS

HS | XX Number of contacts | X Pitch | 0 | X Color | X Body type | X X X X | X

**End Stackable**

For 5.0 & 5.08 Pitch
04 to 96 4*1 to 24 contacts

For 7.5 & 7.62 Pitch
04 to 64 4*1 to 16 contacts

For 10.0 & 10.16 Pitch
04 to 48 4*1 to 12 contacts

**Pitch**

0 5.0/.197"
1 7.5/.295"
2 10.0/.394"
3 5.08/.20"
5 7.62/.30"
4 10.16/.40"

**Color**

0 Black
3 Orange (RAL 2011/P)
5 Green (RAL 6018/T)
8 Grey (RAL 7004/P)
C Multiple colors

**Body type**

0 Solder pin in line
1 Solder pins staggered by half pin spacing

**X X X X**

00J0 Standard

Any special item by customer request, please contact sales department.

**X**

G RoHS compliant (lead<4% ) In copper Alloy

H RoHS compliant (lead<1000ppm ) In copper Alloy

# SPRING CLAMP SYSTEM

H3



Pitch 5.0mm
Poles 2p~24p
H3xx008000J0G*
Number of poles

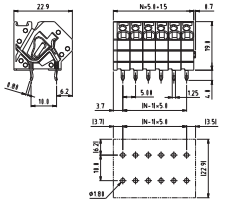

| Electrical: | cULus | IEC |
|---|---|---|
| Voltage rating: | 300V | 250V |
| Current rating: | 10A | 20A |
| Wire range: | | 0.08-4mm² |
| Solid wire(AWG): | 12-28 | |
| Stranded wire(AWG): | 12-28 | |
| Wire strip length: | 8~9mm | |
| Withstanding Voltage: | 1.6KV | 4KV |
| Safety Approval: | cULus | |

H3



Pitch 7.5mm
Poles 2p~16p
H3xx108000J0G*
Number of poles

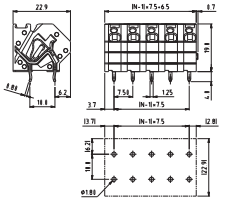

| Electrical: | cULus | IEC |
|---|---|---|
| Voltage rating: | 300V | 500V |
| Current rating: | 10A | 20A |
| Wire range: | | 0.08-4mm² |
| Solid wire(AWG): | 12-28 | |
| Stranded wire(AWG): | 12-28 | |
| Wire strip length: | 8~9mm | |
| Withstanding Voltage: | 1.6KV | 6KV |
| Safety Approval: | cULus | |

H3



Pitch 10.0mm
Poles 2p~12p
H3xx208000J0G*
Number of poles

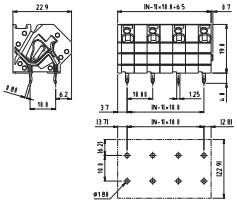

| Electrical: | cULus | IEC |
|---|---|---|
| Voltage rating: | 300V | 630V |
| Current rating: | 10A | 20A |
| Wire range: | | 0.08-4mm² |
| Solid wire:(AWG) | 12-28 | |
| Stranded wire:(AWG) | 12-28 | |
| Wire strip length: | 8~9mm | |
| Withstanding Voltage: | 1.6KV | 8KV |
| Safety Approval: | cULus | |

## PART NUMBERS

H3 | XX Number of contacts | X Pitch | 0 | X Color | 0 | X X X X | X

**End Stackable**

For 5.0 Pitch
01 to 24 1 to 24 contacts

For 7.5 Pitch
01 to 16 1 to 16 contacts

For 10.0 Pitch
01 to 12 1 to 12 contacts

| | |
|---|---|
| 0 | 5.00/.197" |
| 1 | 7.5/.295" |
| 2 | 10.0/.394" |

| | |
|---|---|
| 0 | Black |
| 2 | Red (RAL 3001/D) |
| 5 | Green (RAL 6018/T) |
| 8 | Grey (RAL 7004/P) |
| C | Multiple colors |

00J 0 Standard

Any special item by customer request, please contact sales department.

| | |
|---|---|
| G | RoHS compliant (lead<4% ) In copper Alloy |
| H | RoHS compliant (lead<1000ppm ) In copper Alloy |



**Disclaimer**
Please note that the above information is subject to change without notice.

# SPRING CLAMP SYSTEM

H2



Pitch 7.5mm
Poles 2p~16p
H2xx008000J0G*
Number of poles

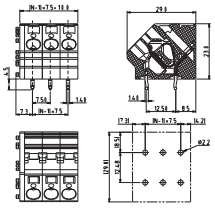

| Electrical: | cULus | IEC |
|---|---|---|
| Voltage rating: | 300V | 500V |
| Current rating: | 10A | 32A |
| Wire range: | | |
| Solid wire: | AWG 10-24/0.2-6mm² | |
| Stranded wire: | AWG 10-24/0.25-4mm² | |
| Wire strip length: | 11~12mm | |
| Withstanding Voltage: | 1.6KV | 6KV |
| Safety Approval: | cULus | |

H2



Pitch 10.0mm
Poles 2p~12p
H2xx108000J0G*
Number of poles

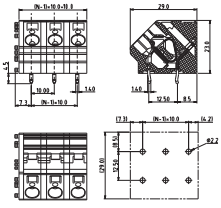

| Electrical: | cULus | IEC |
|---|---|---|
| Voltage rating: | 300V | 630V |
| Current rating: | 10A | 32A |
| Wire range: | | |
| Solid wire: | AWG 10-24/0.2-6mm² | |
| Stranded wire: | AWG 10-24/0.25-4mm² | |
| Wire strip length: | 11~12mm | |
| Withstanding Voltage: | 1.6KV | 6KV |
| Safety Approval: | cULus | |

H8



Pitch 10.0mm
Poles 2p~12p
H8xx008000J0G*
Number of poles

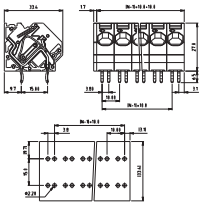

| Electrical: | cULus | IEC |
|---|---|---|
| Voltage rating: | 300V | 250V |
| Current rating: | 37A | 76A |
| Wire range: | | |
| Solid wire: | AWG 6-24/0.2-16mm² | |
| Stranded wire: | AWG 6-24/0.2-10mm² | |
| Wire strip length: | 12~13mm | |
| Withstanding Voltage: | 1.6KV/4KV | |
| Safety Approval: | cULus | |

H8



Pitch 10.0mm
With Flange
Poles 2p~12p
H8xx008100J0G*
Number of poles

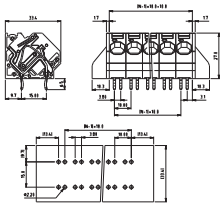

| Electrical: | cULus | IEC |
|---|---|---|
| Voltage rating: | 300V | 250V |
| Current rating: | 37A | 76A |
| Wire range: | | |
| Solid wire: | AWG 6-24/0.2-16mm² | |
| Stranded wire: | AWG 6-24/0.2-10mm² | |
| Wire strip length: | 12~13mm | |
| Withstanding Voltage: | 1.6KV/4KV | |
| Safety Approval: | cULus | |

H8



Pitch 15.0mm
Poles 2p~8p
H8xx108000J0G*
Number of poles

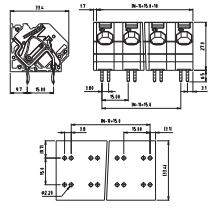

| Electrical: | cULus | IEC |
|---|---|---|
| Voltage rating: | 600V | 1000V |
| Current rating: | 37A | 76A |
| Wire range: | | |
| Solid wire: | AWG 6-24/0.2-16mm² | |
| Stranded wire: | AWG 6-24/0.2-10mm² | |
| Wire strip length: | 12~13mm | |
| Withstanding Voltage: | 1.6KV/8KV | |
| Safety Approval: | cULus | |

H8



Pitch 15.0mm
Poles 2p~8p
H8xx108100J0G*
Number of poles

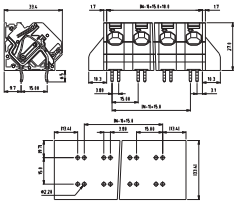

| Electrical: | cULus | IEC |
|---|---|---|
| Voltage rating: | 600V | 1000V |
| Current rating: | 37A | 76A |
| Wire range: | | |
| Solid wire: | AWG 6-24/0.2-16mm² | |
| Stranded wire: | AWG 6-24/0.2-10mm² | |
| Wire strip length: | 12~13mm | |
| Withstanding Voltage: | 1.6KV/8KV | |
| Safety Approval: | cULus | |

H8



Pitch 20.0mm
Poles 2p~8p
H8xx208000J0G*
Number of poles

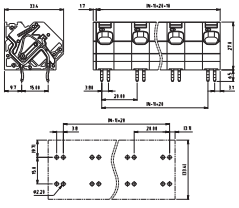

| Electrical: | cULus | IEC |
|---|---|---|
| Voltage rating: | 600V | 1000V |
| Current rating: | 37A | 76A |
| Wire range: | | |
| Solid wire: | AWG 6-24/0.2-16mm² | |
| Stranded wire: | AWG 6-24/0.2-10mm² | |
| Wire strip length: | 12~13mm | |
| Withstanding Voltage: | 2.2KV/8KV | |
| Safety Approval: | cULus | |

H8



Pitch 20.0mm
With Flange
Poles 2p~8p
H8xx208100J0G*
Number of poles

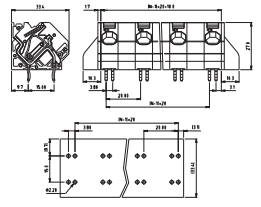

| Electrical: | cULus | IEC |
|---|---|---|
| Voltage rating: | 600V | 1000V |
| Current rating: | 37A | 76A |
| Wire range: | | |
| Solid wire: | AWG 6-24/0.2-16mm² | |
| Stranded wire: | AWG 6-24/0.2-10mm² | |
| Wire strip length: | 12~13mm | |
| Withstanding Voltage: | 2.2KV/8KV | |
| Safety Approval: | cULus | |

# SPRING CLAMP SYSTEM

## PART NUMBERS

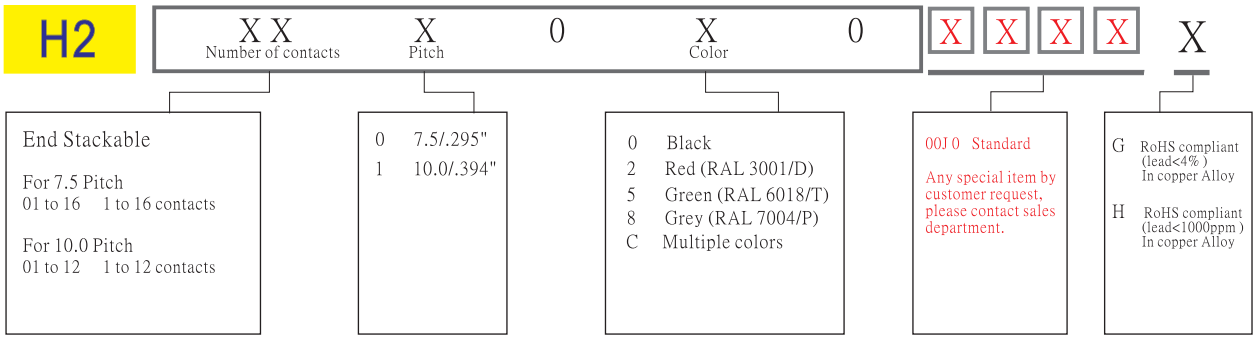


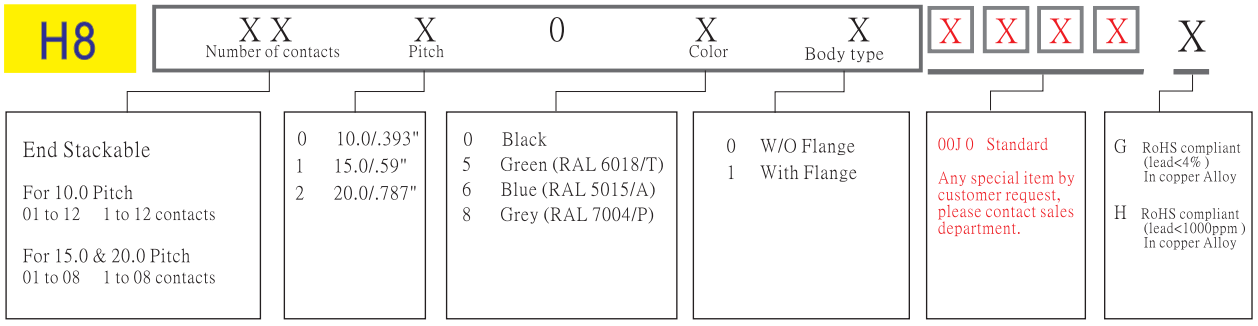

# SPRING CLAMP SYSTEM

HY



Pitch 5.0mm
Poles 2p~3p
HYxx008000J0G*
Number of poles

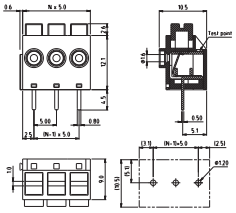

| Electrical: | cULus |
|---|---|
| Voltage rating: | 300V |
| Current rating: | 7A |
| Wire range: | |
| Solid wire(AWG): | 18-22 |
| Stranded wire(AWG): | |
| Wire strip length: | 7~7.5mm |
| Withstanding Voltage: | 1.6KV |
| Safety Approval: | cULus |

HL



Pitch 3.5mm
Poles 2p~12p
HLxx009000J0G*
Number of poles

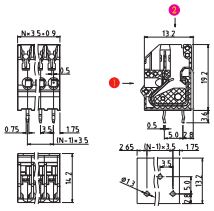

| Electrical: | cULus |
|---|---|
| Voltage rating: | 300V |
| Current rating: | 2A |
| Wire range: | |
| Push-Wire Connection: | AWG 16-20 "sol" 1 |
| Wire strip length: | 7.5~8.5mm |
| IDC Connection: | AWG 22 "sol" 2 |
| Withstanding Voltage: | 1.6KV |
| Safety Approval: | cULus |

## PART NUMBERS

**HY** — XX (Number of contacts) X (Pitch) 0 X (Color) 0 XXXX X

- XX — End Stackable; 02 to 24 — 2 to 24 contacts
- X (Pitch): 0 — 5.00/.197"
- X (Color): 8 — Grey Body (RAL 7004/P) +White Lever
- XXXX: 00J0 — Standard. Any special item by customer request, please contact sales department.
- X: G — RoHS compliant (lead<4%) In copper Alloy; H — RoHS compliant (lead<1000ppm) In copper Alloy

**HL** — XX (Number of contacts) X (Pitch) 0 X (Color) 0 XXXX X

- XX — End Stackable; 01 to 12 — 1 to 12 contacts
- X (Pitch): 0 — 3.5/.138"
- X (Color): 9 — White (RAL1102)
- XXXX: 00J0 — Standard. Any special item by customer request, please contact sales department.
- X: G — RoHS compliant (lead<4%) In copper Alloy; H — RoHS compliant (lead<1000ppm) In copper Alloy

# SPRING CLAMP SYSTEM

## DS-240



Pitch 5.0mm
Poles 1p~24p
DS240xx080J0G*
Number of poles

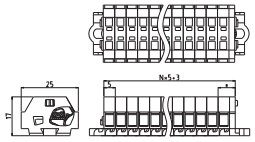

| Electrical: | cULus | IEC |
|---|---|---|
| Voltage rating: | 300V | 400V |
| Current rating: | 10A | 18A |
| Wire range: | | |
| Solid wire(AWG): | 16-28/0.8-1.5mm$^2$ | |
| Stranded wire(AWG): | 16-28/0.8-1.5mm$^2$ | |
| Wire strip length: | 8-9mm | |
| Withstanding Voltage: | 1.6KV | 6KV |
| Safety Approval: | cULus | |

## DS-240



Pitch 5.0mm
With Snap - In Mounting feet
Poles 1p~24p
DS240xx180J0G*
Number of poles

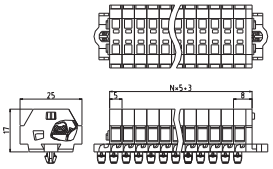

| Electrical: | cULus | IEC |
|---|---|---|
| Voltage rating: | 300V | 400V |
| Current rating: | 10A | 18A |
| Wire range: | | |
| Solid wire(AWG): | 16-28/0.8-1.5mm$^2$ | |
| Stranded wire(AWG): | 16-28/0.8-1.5mm$^2$ | |
| Wire strip length: | 8-9mm | |
| Withstanding Voltage: | 1.6KV | 6KV |
| Safety Approval: | cULus | |

## NH



Pitch 3.5mm
Poles 2p~16p
NHxx105000J0G*
Number of poles

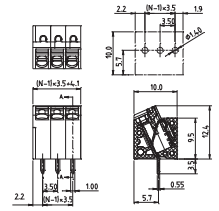

| Electrical: | cULus |
|---|---|
| Voltage rating: | 300V |
| Current rating: | 10A |
| Wire range: | |
| Solid wire(AWG): | 16-26 |
| Stranded wire(AWG): | 16-26 |
| Wire strip length: | 8~9mm |
| Withstanding Voltage: | 1.6KV |
| Safety Approval: | cULus |

## NH



Pitch 5.0mm
Poles 2p~24p
NHxx705000J0G*
Number of poles

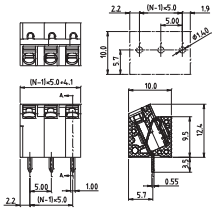

| Electrical: | cULus |
|---|---|
| Voltage rating: | 300V |
| Current rating: | 10A |
| Wire range: | |
| Solid wire(AWG): | 16-26 |
| Stranded wire(AWG): | 16-26 |
| Wire strip length: | 8~9mm |
| Withstanding Voltage: | 1.6KV |
| Safety Approval: | cULus |

## NI



Pitch 3.81mm
Poles 2p~24p
NIxx305000J0G*
Number of poles

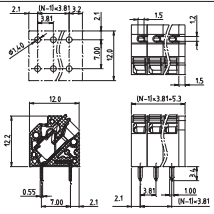

| Electrical: | cULus |
|---|---|
| Voltage rating: | 300V |
| Current rating: | 10A |
| Wire range: | |
| Solid wire(AWG): | 16-26 |
| Stranded wire(AWG): | 16-26 |
| Wire strip length: | 8~9mm |
| Withstanding Voltage: | 1.6KV |
| Safety Approval: | cULus |

## NI



Pitch 5.08mm
Poles 2p~24p
NIxx505000J0G*
Number of poles

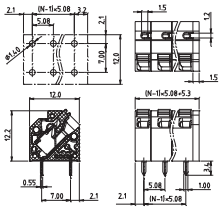

| Electrical: | cULus |
|---|---|
| Voltage rating: | 300V |
| Current rating: | 10A |
| Wire range: | |
| Solid wire(AWG): | 16-26 |
| Stranded wire(AWG): | 16-26 |
| Wire strip length: | 8~9mm |
| Withstanding Voltage: | 1.6KV |
| Safety Approval: | cULus |

For more information,
please contact: Communications@fci.com
or visit us at www.fci.com/terminalblocks

**Disclaimer**
Please note that the above information is subject to change without notice.

# SPRING CLAMP SYSTEM

## PART NUMBERS

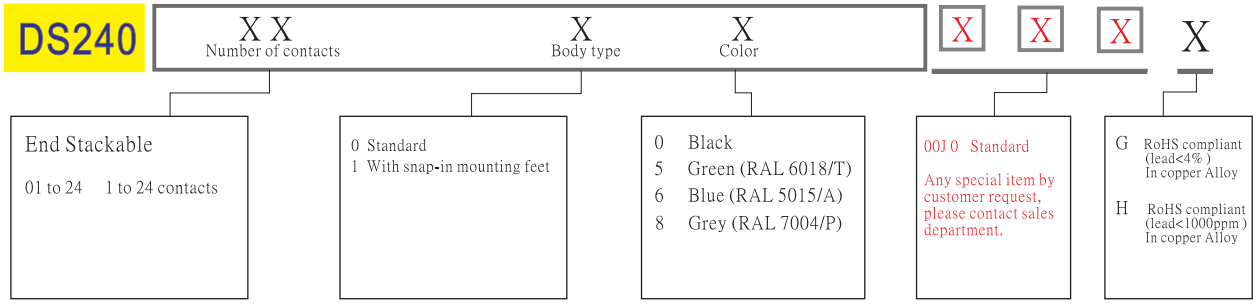


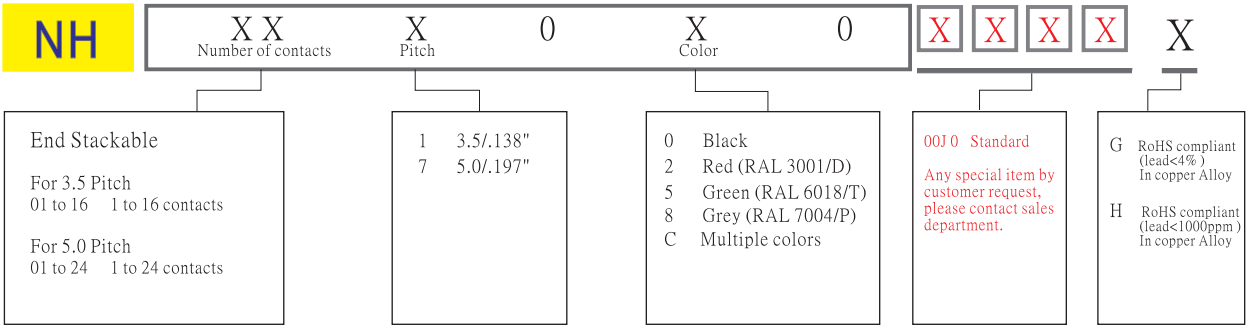


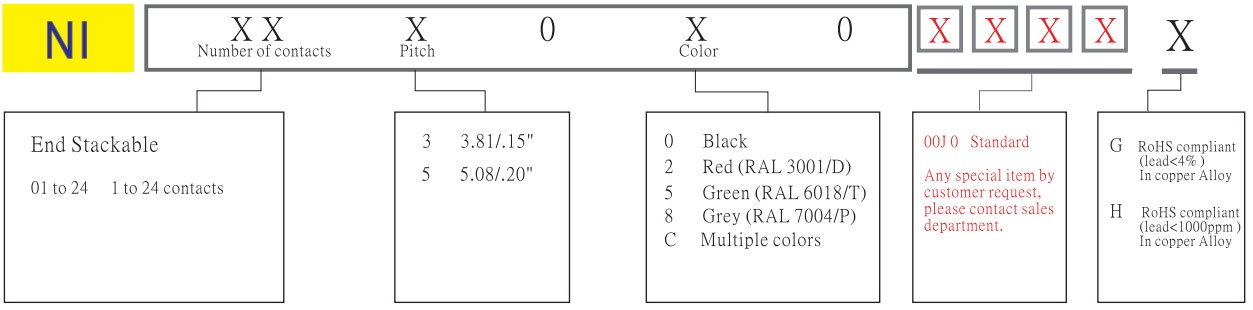

# SPRING CLAMP SYSTEM

## H9



Pitch 5.08mm
Poles 1p-24p
H9xx505000J0G*
Number of poles

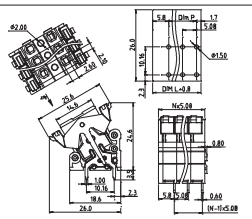

| Electrical: | cULus |
|---|---|
| Voltage rating: | 300V |
| Current rating: | 15A |
| Wire range: | |
| Solid wire(AWG): | 12-26 |
| Stranded wire(AWG): | 14-26 |
| Wire strip length: | 11~12mm |
| Withstanding Voltage: | 1.6KV |
| Safety Approval: | (cULus)pending |

## NA



Pitch 2.54mm
Vertical (90D wire inlet)
Poles 2p~24p
NAxx508000J0G* A Type
NAxx508100J0G* B Type
Number of poles

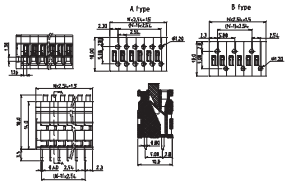

| Electrical: | cULus |
|---|---|
| Voltage rating: | 150V |
| Current rating: | 3A |
| Wire range: | |
| Solid wire(AWG): | 20-28 |
| Stranded wire(AWG): | 20-28 |
| Wire strip length: | 9~10mm |
| Withstanding Voltage: | 1.3KV |
| Safety Approval: | cULus |

## NA



Pitch 2.54mm
Horizontal (180D Wire inlet)
Poles 2p~24p
NAxx518000J0G* A Type
NAxx518100J0G* B Type
Number of poles

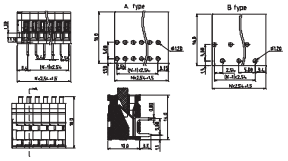

| Electrical: | cULus |
|---|---|
| Voltage rating: | 150V |
| Current rating: | 3A |
| Wire range: | |
| Solid wire(AWG): | 20-28 |
| Stranded wire(AWG): | 20-28 |
| Wire strip length: | 9~10mm |
| Withstanding Voltage: | 1.3KV |
| Safety Approval: | cULus |

## PART NUMBERS

**H9**

| XX | X | 0 | X | 0 | X X X X | X |
|---|---|---|---|---|---|---|
| Number of contacts | Pitch | | Color | | | |

**Number of contacts**
End Stackable
01 to 24 1 to 24 contacts

**Pitch**
5 5.08/.20"

**Color**
0 Black
3 Orange (RAL 2011/P)
5 Green (RAL 6018/T)
8 Grey (RAL 7004/P)
C Multiple colors

**X X X X**
00J 0 Standard
Any special item by customer request, please contact sales department.

**X**
G RoHS compliant (lead<4% ) In copper Alloy
H RoHS compliant (lead<1000ppm) In copper Alloy

**NA**

| XX | X | X | X | X | X X X X | X |
|---|---|---|---|---|---|---|
| Number of contacts | Pitch | P.C.B Mounting | Color | Tail type | | |

**Number of contacts**
End Stackable
01 to 24 1 to 24 contacts

**Pitch**
B 2.5/.098"
5 2.54/.10"

**P.C.B Mounting**
0 Vertical (90 wire inlet)
1 Horizontal (180 wire inlet)

**Color**
0 Black
5 Green (RAL 6018/T)
6 Blue (RAL 5015/A)
8 Grey (RAL 7004/P)

**Tail type**
0 Double tail A type (Standard)
1 Single tail B type
2 Single tail C type

**X X X X**
00J 0 Standard
Any special item by customer request, please contact sales department.

**X**
G RoHS compliant (lead<4%) In copper Alloy
H RoHS compliant (lead<1000ppm) In copper Alloy

For more information,
please contact: Communications@fci.com
or visit us at www.fci.com/terminalblocks

**Disclaimer**
Please note that the above information is subject to change without notice.

# SPRING CLAMP SYSTEM



NJ

Pitch 3.5mm
Horizontal (180D Wire inlet)
Poles 2p-24p
NJxx215000J0G*
Number of poles

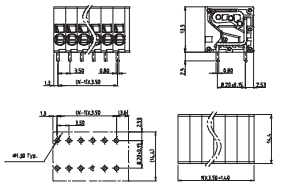

| Electrical: | cULus |
|---|---|
| Voltage rating: | 300V |
| Current rating: | 10A |
| Wire range: | |
| Solid wire(AWG): | 16-24 |
| Stranded wire(AWG): | 16-24 |
| Wire strip length: | 9~10mm |
| Withstanding Voltage: | 1.6KV |
| Safety Approval: | cULus |



NJ

Pitch 3.5mm
Vertical (90D Wire inlet)
Poles 2p-24p
NJxx205000J0G*
Number of poles

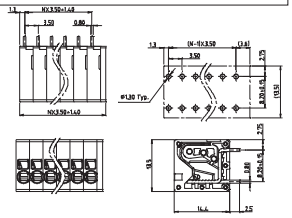

| Electrical: | cULus |
|---|---|
| Voltage rating: | 300V |
| Current rating: | 10A |
| Wire range: | |
| Solid wire(AWG): | 16-24 |
| Stranded wire(AWG): | 16-24 |
| Wire strip length: | 9~10mm |
| Withstanding Voltage: | 1.6KV |
| Safety Approval: | cULus |



NJ

Pitch 5.0mm
Horizontal (180D Wire inlet)
Poles 2p-24p
NJxx015000J0G*
Number of poles

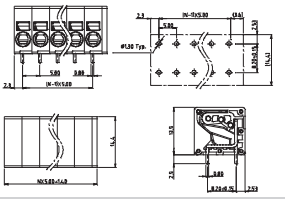

| Electrical: | cULus |
|---|---|
| Voltage rating: | 300V |
| Current rating: | 16A(Str)/13A(Sol) |
| Wire range: | |
| Solid wire(AWG): | 14-24 |
| Stranded wire(AWG): | 12-24 |
| Wire strip length: | 9~10mm |
| Withstanding Voltage: | 1.6KV |
| Safety Approval: | cULus |



NJ

Pitch 5.0mm
Vertical (90D Wire inlet)
Poles 2p-24p
NJxx005000J0G*
Number of poles

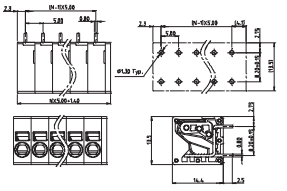

| Electrical: | cULus |
|---|---|
| Voltage rating: | 300V |
| Current rating: | 16A(Str)/13A(Sol) |
| Wire range: | |
| Solid wire(AWG): | 14-24 |
| Stranded wire(AWG): | 12-24 |
| Wire strip length: | 9~10mm |
| Withstanding Voltage: | 1.6KV |
| Safety Approval: | cULus |

## PART NUMBERS

| NJ | X X | X | X | X | 0 | X X X X | X |
|---|---|---|---|---|---|---|---|
| | Number of contacts | Pitch | P.C.B Mounting | Color | | | |

End Stackable

01 to 24 1 to 24 contacts

0 5.0/.197"
2 3.5/.138"

0 Vertical (90 wire inlet)
1 Horizontal (180 wire inlet)

0 Black
2 Red (RAL 3001/D)
5 Green (RAL 6018/T)
8 Grey (RAL 7004/P)
C Multiple colors

00J 0 Standard

Any special item by customer request, please contact sales department.

G RoHS compliant (lead<4% ) In copper Alloy

H RoHS compliant (lead<1000ppm ) In copper Alloy

# SPRING CLAMP SYSTEM

NK



Pitch 7.5mm
Horizontal (180D Wire inlet) Parallel A type
Poles 1p-16p
NKxxA15000J0G*
Number of poles

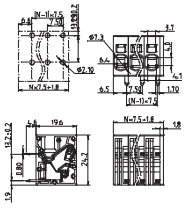

| | |
|---|---|
| Electrical: | cULus |
| Voltage rating: | 300V |
| Current rating: | 35A(Str)/30A(Sol) |
| Wire range: | |
| Solid wire(AWG): | 10-24 |
| Stranded wire(AWG): | 8-24 |
| Wire strip length: | 15~16mm |
| Withstanding Voltage: | 1.6KV |
| Safety Approval: | cULus |

NK



Pitch 7.5mm
Vertical (Parallel tail A type)
Poles 1p-16p
NKxxA05000J0G*
Number of poles

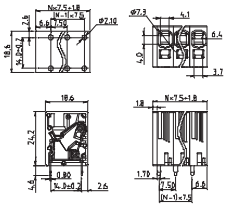

| | |
|---|---|
| Electrical: | cULus |
| Voltage rating: | 300V |
| Current rating: | 35A(Str)/30A(Sol) |
| Wire range: | |
| Solid wire(AWG): | 10-24 |
| Stranded wire(AWG): | 8-24 |
| Wire strip length: | 15~16mm |
| Withstanding Voltage: | 1.6KV |
| Safety Approval: | cULus |

NK



Pitch 7.5mm
Right-angle (Interlace tail B type)
Poles 1p-16p
NKxxA15100J0G*
Number of poles

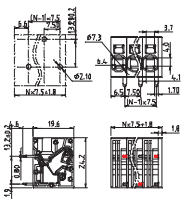

| | |
|---|---|
| Electrical: | cULus |
| Voltage rating: | 300V |
| Current rating: | 35A(Str)/30A(Sol) |
| Wire range: | |
| Solid wire(AWG): | 10-24 |
| Stranded wire(AWG): | 8-24 |
| Wire strip length: | 15~16mm |
| Withstanding Voltage: | 2.2KV |
| Safety Approval: | cULus |

NK



Pitch 7.5mm
Vertical (Interlace tail B type)
Poles 1p-16p
NKxxA05100J0G*
Number of poles

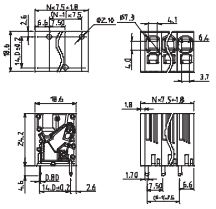

| | |
|---|---|
| Electrical: | cULus |
| Voltage rating: | 300V |
| Current rating: | 35A(Str)/30A(Sol) |
| Wire range: | |
| Solid wire(AWG): | 10-24 |
| Stranded wire(AWG): | 8-24 |
| Wire strip length: | 15~16mm |
| Withstanding Voltage: | 2.2KV |
| Safety Approval: | cULus |

## PART NUMBERS

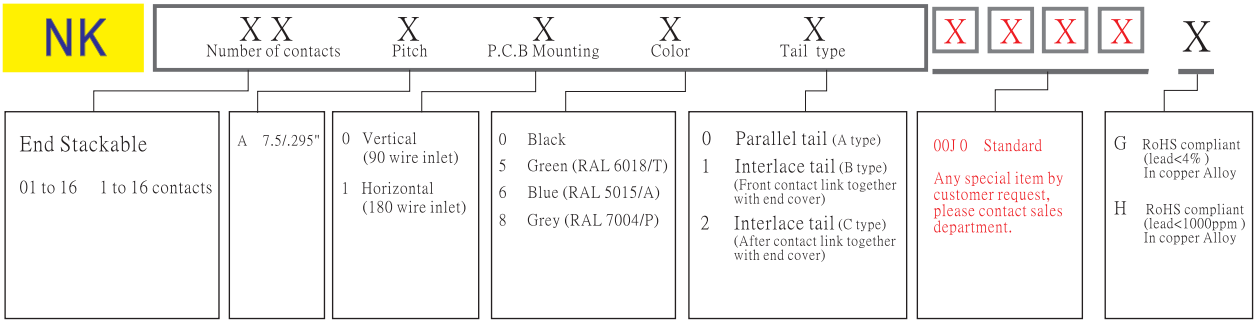


For more information,
please contact: Communications@fci.com
or visit us at www.fci.com/terminalblocks

**Disclaimer**
Please note that the above information is subject to change without notice.

# SPRING CLAMP SYSTEM

**NP**



Pitch 10.0mm
Horizontal (180D Wire inlet)
Poles 2p-12p
NPxx115100J0G*
Number of poles

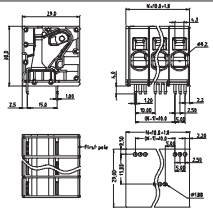

| Electrical: | cULus |
|---|---|
| Voltage rating: | 600V |
| Current rating: | 40A(Str)/30A(sol) |
| Wire range: | |
| Solid wire(AWG): | 8-20 |
| Stranded wire(AWG): | 4-20 |
| Wire strip length: | 18~19mm |
| Withstanding Voltage: | 2.2KV |
| Safety Approval: | cULus |

**NQ**



Pitch 2.5mm
SMT type
Poles 2p-10p
NQxx000000J0G*
Number of poles

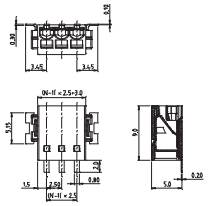

| Electrical: | cULus |
|---|---|
| Voltage rating: | 150V |
| Current rating: | 5A |
| Wire range: | |
| Solid wire(AWG): | 20-24 |
| Stranded wire(AWG): | |
| Wire strip length: | 6~7mm |
| Withstanding Voltage: | 1.6KV |
| Safety Approval: | (cULus)pending |

**NQ**



Pitch 4.0mm
SMT type
Poles 2p-10p
NQxx210000J0G*
Number of poles

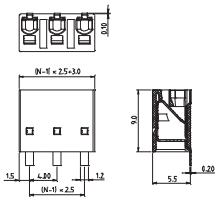

| Electrical: | cULus |
|---|---|
| Voltage rating: | 300V |
| Current rating: | 7A |
| Wire range: | |
| Solid wire(AWG): | 18-22 |
| Stranded wire(AWG): | |
| Wire strip length: | 6~7mm |
| Withstanding Voltage: | 1.6KV |
| Safety Approval: | (cULus)pending |

## PART NUMBERS

**NP**

| XX Number of contacts | X Pitch | X P.C.B Mounting | X Color | X Tail type | XXXX | X |
|---|---|---|---|---|---|---|
| End Stackable<br>01 to 16 1 to 16 contacts | 1 10.0/.393" | 1 Horizontal (180 wire inlet) | 0 Black<br>5 Green (RAL 6018/T)<br>6 Blue (RAL 5015/A)<br>8 Grey (RAL 7004/P) | 0 Parallel tail (A type)<br>1 Interlace tail (B type) (Front contact link together with end cover)<br>2 Interlace tail (C type) (After contact link together with end cover) | 00J 0 Standard<br>Any special item by customer request, please contact sales department. | G RoHS compliant (lead<4% ) In copper Alloy<br>H RoHS compliant (lead<1000ppm ) In copper Alloy |

**NQ**

| XX Number of contacts | X Pitch | X Body Type | X Color | 0 | XXXX | X |
|---|---|---|---|---|---|---|
| End Stackable<br>01 to 10 1 to 10 contacts | 0 2.5/0.10"<br>2 4.0/0.16" | 0 With Flange (Only 2.5)<br>1 W/O Flange | 0 Black<br>1 Natural Color | | 00J 0 Standard<br>Any special item by customer request, please contact sales department. | G RoHS compliant (lead<4% ) In copper Alloy<br>H RoHS compliant (lead<1000ppm ) In copper Alloy |

# SPRING CLAMP SYSTEM

NM



Pitch 3.5mm
Horizontal (180D wire inlet )
Poles 2p-24p
NMxx100100J0G*
Number of poles

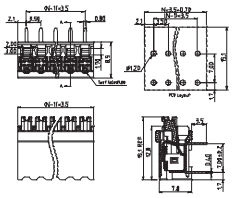

| | |
|---|---|
| Electrical: | cULus |
| Voltage rating: | 300V |
| Current rating: | 7A Sol. / 10A Str. |
| Wire range: | |
| Solid wire(AWG): | 18-24 |
| Stranded wire(AWG): | 16-22 |
| Wire strip length: | 12~13mm |
| Withstanding Voltage: | 1.6KV |
| Safety Approval: | cULus |

NM



Pitch 3.5mm
Vertical (90D wire inlet )
Poles 2p-24p
NMxx100000J0G*
Number of poles

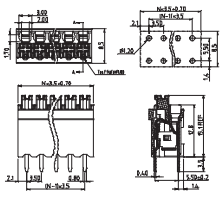

| | |
|---|---|
| Electrical: | cULus |
| Voltage rating: | 300V |
| Current rating: | 7A Sol. / 10A Str. |
| Wire range: | |
| Solid wire(AWG): | 18-24 |
| Stranded wire(AWG): | 16-22 |
| Wire strip length: | 15~16mm |
| Withstanding Voltage: | 1.6KV |
| Safety Approval: | cULus |

NM



Pitch 3.5mm
(45D wire inlet )
Poles 2p-24p
NMxx100200J0G*
Number of poles

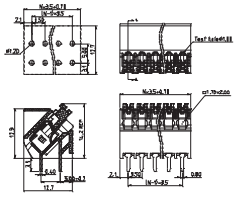

| | |
|---|---|
| Electrical: | cULus |
| Voltage rating: | 300V |
| Current rating: | 7A Sol. / 10A Str. |
| Wire range: | |
| Solid wire(AWG): | 18-24 |
| Stranded wire(AWG): | 16-22 |
| Wire strip length: | 15~16mm |
| Withstanding Voltage: | 1.6KV |
| Safety Approval: | cULus |

## PART NUMBERS

NM | XX Number of contacts | X Pitch | 0 | X Color | X Wire inlet | X X X X | X

**Number of contacts**
End Stackable
01 to 24 1 to 24 contacts

**Pitch**
1 3.5/.138"

**Color**
THT type
0 Black

DIP type
0 Black
3 Orange (RAL2011/P)
5 Green (RAL6018/T)
6 Blue (RAL5015/A)
8 Grey (RAL7004/P)

**Wire inlet**
0 Vertical (90D wire inlet)
1 Horizontal (180D wire inlet)
2 Slope (45D wire inlet)

**X X X X**
00J 0 THT Type
A0J 0 DIP Type
Any special item by customer request, please contact sales department.

**X**
G RoHS compliant (lead<4% ) In copper Alloy
H RoHS compliant (lead<1000ppm ) In copper Alloy

"*" means FCI Standard item, any other non-standard item, please consult FCI for up-to-date information.

TMBSRGCLPSYS0214A4

# ACCESSORIES

## OVERVIEW

There is a variety of accessories available. Ranging from assorted shells to installation tooling.



# ACCESSORIES

## AN-2P




AN02005000J0G*

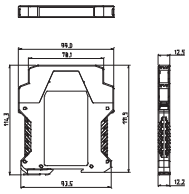

Match with:
Male Header:EU 2P (Right)
EU 2P (Left)
Female Terminal Block:
TJ(5.0)2p (Contact on up side)

## AN-4P



AN00005000J0G*

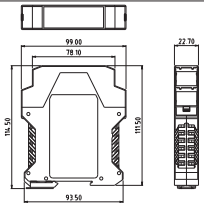

Match with:
Male Header:EU 4P (Right)
EU 4P (Left)
Female Terminal Block:
TJ(5.0)4p (Contact on up side)

## AM-3P



Width: 15.2mm
AM00008000J0G*

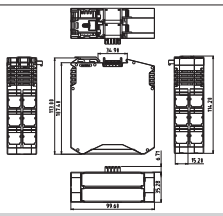

Match with:
Male Header :EU 3P (Right)
EU 3P (Left)
Female Terminal Block:
TJ(5.0)3p (Contact on up side)

## AM-4P



Width: 20.2mm
AM00008100J0G*

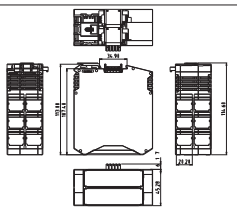

Match with:
Male Header:EU 4P (Right)
EU 4P (Left)
Female Terminal Block:
TJ(5.0)4p (Contact on up side)

## PART NUMBERS

**AN**

00 0 0 X 0 — Color

- 00 4P
- 02 2P

- 5 Green (RAL 6018/T)

X X X X X

- 00J 0 Standard
  Any special item by customer request, please contact sales department.
- G RoHS compliant (lead<4% ) In copper Alloy
- H RoHS compliant (lead<1000ppm ) In copper Alloy

**AM**

00 0 0 X X — Color, Body Type

- 0 Black
- 5 Green (RAL 6018/T)
- 6 Blue
- 8 Grey (RAL 7035/D)
- C Green (RAL 6018/U)

- 0 15.2mm
- 1 20.2mm

X X X X X

- 00J 0 Standard
  Any special item by customer request, please contact sales department.
- G RoHS compliant (lead<4% ) In copper Alloy
- H RoHS compliant (lead<1000ppm ) In copper Alloy

For more information,
please contact: Communications@fci.com
or visit us at **www.fci.com/terminalblocks**

**Disclaimer**
Please note that the above information is subject to change without notice.

# ACCESSORIES

AP



Coding key
AP00002000J0G*

AE



Coding key (70°)
AE00002000J0G*

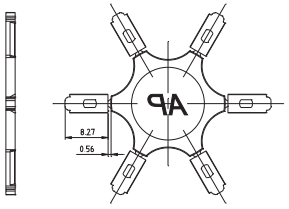


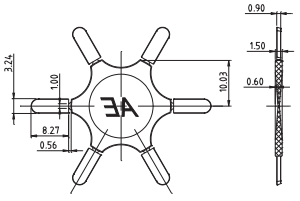


| | VB | VC | ET | KK | KJ | KL |
|---|---|---|---|---|---|---|
| AP | ● | ● | ● | ● | ● | ● |

| | EV | EW | KT | KS | | |
|---|---|---|---|---|---|---|
| AP | ● | ● | ● | ● | | |

Pitch 5.0/5.08/7.5/7.62

| | TJ | TS | VM | VD | VH | EM |
|---|---|---|---|---|---|---|
| AE | ● | ● | ● | ● | ● | ● |

| | EZ | V7 | V9 | KI | EY | HI |
|---|---|---|---|---|---|---|
| AE | ● | ● | ● | ● | ● | ● |

| | HN | HP | HW | H4 | KD | |
|---|---|---|---|---|---|---|
| AE | ● | ● | ● | ● | ● | |

## PART NUMBERS

**AP**

00 0 0 X 0 — Color

X X X X X

2 Red (RAL3001/D)

00J 0 Standard

G RoHS compliant (lead<4% ) In copper Alloy

H RoHS compliant (lead<1000ppm ) In copper Alloy

**AE**

00 0 0 X 0 — Color

X X X X X

2 Red (RAL3001/D)

00J 0 Standard

G RoHS compliant (lead<4% ) In copper Alloy

H RoHS compliant (lead<1000ppm ) In copper Alloy

# ACCESSORIES

AF



Coding key
AF00002000J0G*

AG



Coding key
AG00002000J0G*

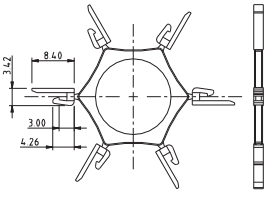


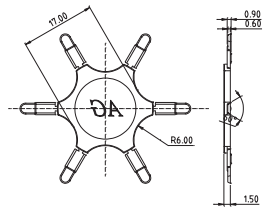


Pitch 5.0/5.08/7.5/7.62

| | OQ | VK | VE | VL | VF | VZ |
|---|---|---|---|---|---|---|
| AF | ● | ● | ● | ● | ● | ● |

| | V5 | V8 | H5 | EU | KE | |
|---|---|---|---|---|---|---|
| AF | ● | ● | ● | ● | ● | |

Pitch 3.5/3.81

| | OQ | VK | VL | VO | VZ | V5 |
|---|---|---|---|---|---|---|
| AG | ● | ● | ● | ● | ● | ● |

| | V8 | H5 | VF | KE | EU | VS |
|---|---|---|---|---|---|---|
| AG | ● | ● | ● | ● | ● | ● |

## PART NUMBERS

**AF**

00 0 0 X 0 — X X X X X

Color

2 Red (RAL3001/D)

00J 0 Standard

G RoHS compliant (lead<4% ) In copper Alloy

H RoHS compliant (lead<1000ppm ) In copper Alloy

**AG**

00 0 0 X 0 — X X X X X

Color

2 Red (RAL3001//D)

00J 0 Standard

G RoHS compliant (lead<4% ) In copper Alloy

H RoHS compliant (lead<1000ppm ) In copper Alloy

For more information,
please contact: Communications@fci.com
or visit us at **www.fci.com/terminalblocks**

**Disclaimer**
Please note that the above information is subject to change without notice.

# ACCESSORIES

AU



Coding key (60°)
AU00002000J0G*

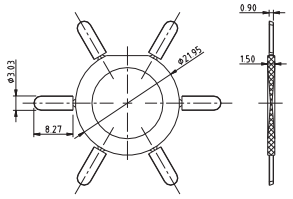


Pitch 5.0/5.08/7.5/7.62
(TJ 5.0&5.08 Contact on up side
HW 5.0/5.08 Contact on up side &
HW 5.08 Contact in the middle)

AI



AI00005000J0G*
AI with V7 5.0/5.08/7.5/7.62

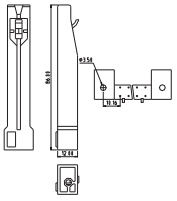

Pitch 5.0/5.08/7.5/7.62

| | V7 | | | | | |
|---|---|---|---|---|---|---|
| AI | ● | | | | | |

## PART NUMBERS

**AU**

00 0 0 X 0 — X X X X X

Color

2 Red (RAL3001/D)

00J 0 Standard

G RoHS compliant (lead<4% ) In copper Alloy

H RoHS compliant (lead<1000ppm ) In copper Alloy

**AI**

00 0 0 X 0 — X X X X X

Color

5 Green (RAL6018/T)

00J 0 Standard

G RoHS compliant (lead<4% ) In copper Alloy

H RoHS compliant (lead<1000ppm ) In copper Alloy

# ACCESSORIES

AL



ALxxxx5000J0G* (72mm)

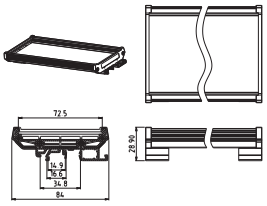

AL



ALxxxx5600J0G* (2-72mm)

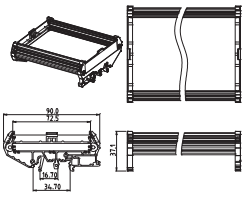

AL



ALxxxx5100J0G* (107mm)

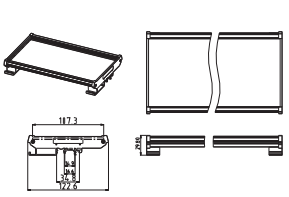

AL



ALxxxx5400J0G* (122mm)

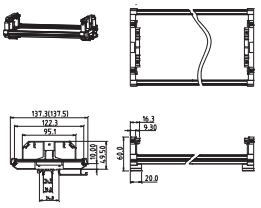

## PART NUMBERS

AL

XXXX X X X X X X X

PCB length | Color | Rail type

0450 45.0mm
0505 50.5mm
⋮ ⋮
1000 100.0mm
450 to 1000
45.0mm to100.0mm

5 Green (RAL6018/T)

0 Width 72mm (assembled cover)
1 Width 107mm (assembled cover)
2 Width 72mm (but not assembled cover)
3 Width 107mm (but not assembled cover)
4 Width 122mm (assembled cover)
5 Width 122mm (but not assembled cover)
6 Width 2-72mm (assembled cover)
7 Width 2-72mm (but not assembled cover)

00J 0 Standard
W72 Rail (l=PCB L-1.8)
W107 Rail (l=PCB L-3.8)
01J0 Special type
02J0 Special type
03J0 Special type
..... ....
Serial number

G RoHS compliant (lead<4%) In copper Alloy

H RoHS compliant (lead<1000ppm) In copper Alloy

For more information,
please contact: Communications@fci.com
or visit us at www.fci.com/terminalblocks

**Disclaimer**
Please note that the above information is subject to change without notice.

# ACCESSORIES

AJ



Handle
AJ00009000J0G*
AJ with HG5.0/5.08/7.5/7.62

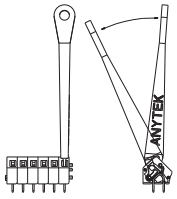


Pitch 5.0/5.08/7.5/7.62

| | HG | | | | | |
|---|---|---|---|---|---|---|
| AJ | ● | | | | | |

AK



Handle
AK00009000J0G*
AK with HI5.0/7.5/7.62

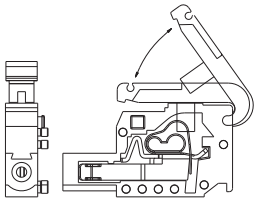

Pitch 5.0/7.5/7.62

| | HI | NB | | | | |
|---|---|---|---|---|---|---|
| Ak | ● | ● | | | | |

## PART NUMBERS

**AJ**

00 0 0 X 0 — Color

X X X X X

9 White (RAL1102)

00J 0 Standard

G RoHS compliant (lead<4% ) In copper Alloy

H RoHS compliant (lead<1000ppm ) In copper Alloy

**AK**

00 0 0 X 0 — Color

X X X X X

9 White (RAL1102)

00J 0 Standard

G RoHS compliant (lead<4% ) In copper Alloy

H RoHS compliant (lead<1000ppm ) In copper Alloy

# ACCESSORIES

**AS**



Poles 2P-24P
ASxx005000J0G*
Number of poles

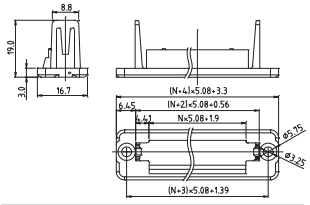

Used for V8 W/F SERIES (V8+TJ 5.08mm)
Used for H5 W/F SERIES (H5+HW 5.08mm)

**AT**



Rail
With NB or Ds240
AT00008000J0G*

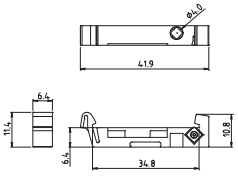

Used for NB with snap-in mounting feet type
Used for Th35 Dinrail

## PART NUMBERS

**AS**

| XX | X | 0 | X | 0 | X X X X | X |
|---|---|---|---|---|---|---|
| Number of contacts | Pitch | | Color | | | |

Solid Block
02 to 24 2 to 24 contacts

0 5.08/.20"

0 Black
5 Green (RAL 6018/T)
6 Blue (RAL5015/A)
8 Grey (RAL 7035/D)
C Green (RAL 6018/U)

00J 0 Standard

Any special item by customer request, please contact sales department.

G RoHS compliant (lead<4% ) In copper Alloy

H RoHS compliant (lead<1000ppm ) In copper Alloy

**AT**

| 00 | 0 | 0 | X | 0 | X X X X | X |
|---|---|---|---|---|---|---|
| | | | Color | | | |

0 Black
5 Green (RAL6018/T)
6 Blue (RAL5015/D)
8 Grey (RAL7035/D)
C Green (RAL6018/U)

00J 0 Standard

G RoHS compliant (lead<4% ) In copper Alloy

H RoHS compliant (lead<1000ppm ) In copper Alloy

For more information,
please contact: Communications@fci.com
or visit us at www.fci.com/terminalblocks

**Disclaimer**
Please note that the above information is subject to change without notice.

# ACCESSORIES

## AD



Pitch 5.08mm
Poles 16P/18P
AD16505000J0G*
AD18505000J0G*
Number of poles

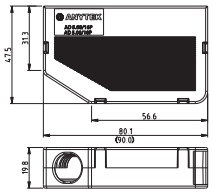


AD Cover 16p with TJ-5.08-16P used.
AD Cover 18p with TJ-5.08-18P used.

## ANAA



ANAA006000J0G*
With AN
Number of poles

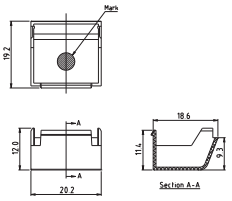


Used for AN series

## PART NUMBERS

**AD** — XX (Number of contacts) X (Pitch) 0 X (Color) 0 | XXXX X

- Number of contacts: Solid Block; 16 — 16 contacts; 18 — 18 contacts
- Pitch: 5 — 5.08/.20"
- Color: 5 — Green (RAL 6018/T)
- XXXX: 00J 0 — Standard. Any special item by customer request, please contact sales department.
- X: G — RoHS compliant (lead<4% ) In copper Alloy; H — RoHS compliant (lead<1000ppm ) In copper Alloy

**ANAA** — 00 X (Color) 0 | XXXX X

- Color: 0 — Black; 5 — Green (RAL6018/T); 6 — Blue (RAL5015/D); 8 — Grey (RAL7035/D)
- XXXX: 00J 0 — Standard
- X: G — RoHS compliant (lead<4% ) In copper Alloy; H — RoHS compliant (lead<1000ppm ) In copper Alloy

# ACCESSORIES

AH



Coding key
AH0000X000J0G*
AH with OQ 5.0/5.08

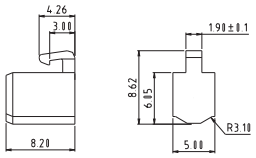


Pitch 5.0/5.08

| | OQ | VK | VL | VF | V8 | V5 |
|---|---|---|---|---|---|---|
| AH | ● | ● | ● | ● | ● | ● |

| | VZ | H5 | KE | | | |
|---|---|---|---|---|---|---|
| AH | ● | ● | ● | | | |

## PART NUMBERS

AH 00 0 0 X 0 X X X X X

X = Color

- 5 Green (RAL6018/T)

X X X X = 00J 0 Standard

X =
- G RoHS compliant (lead<4% ) In copper Alloy
- H RoHS compliant (lead<1000ppm ) In copper Alloy

"*" means FCI Standard item, any other non-standard item, please consult FCI for up-to-date information.

TMBACCESSORI0214A4



**Disclaimer**
Please note that the above information is subject to change without notice.

# BARRIER TERMINAL BLOCKS

## OVERVIEW

There is a variety of barrier terminal blocks available. The pitch sizes range from 7.62mm to 16.00mm.



# BARRIER TERMINAL BLOCKS

## YK - 301 PITCH-7.62mm



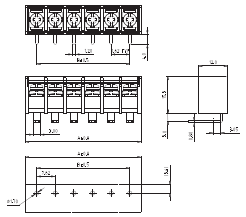

| Materials Electrical | |
|---|---|
| Rated: | 300V 15A |
| Insulation Withstands Voltage: | AC2000V/min |
| Insulation Resistance: | 1000MΩ or More at DC500V |
| Using Temperature Range: | -40℃ ~ +115℃ |
| Screw Torque Value: | 5.2 Lb-In. |
| Suitable Electric Wire: | 22~14AWG |
| 1)Molded Parts: | Thermoplastic UL94V-0 Black |
| 2)Terminal: | Brass 0.8t Tin Plated |
| 3)Terminal Screw: | Steel M3.0 Ni Plated |
| Approval: | cULus |

## YK - 302 PITCH-7.62mm



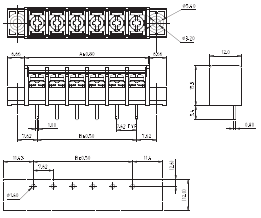

| Materials Electrical | |
|---|---|
| Rated: | 300V 15A |
| Insulation Withstands Voltage: | AC2000V/min |
| Insulation Resistance: | 1000MΩ or More at DC500V |
| Using Temperature Range: | -40℃ ~ +115℃ |
| Screw Torque Value: | 5.2 Lb-In. |
| Suitable Electric Wire: | 22~14AWG |
| 1)Molded Parts: | Thermoplastic UL94V-0 Black |
| 2)Terminal: | Brass 0.8t Tin Plated |
| 3)Terminal Screw: | Steel M3.0 Ni Plated |
| Approval: | cULus |

## YK - 303 PITCH-7.62mm



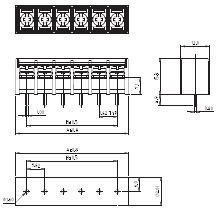

| Materials Electrical | |
|---|---|
| Rated: | 300V 15A |
| Insulation Withstands Voltage: | AC2000V/min |
| Insulation Resistance: | 1000MΩ or More at DC500V |
| Using Temperature Range: | -40℃ ~ +115℃ |
| Screw Torque Value: | 5.2 Lb-In. |
| Suitable Electric Wire: | 22~14AWG |
| 1)Molded Parts: | Thermoplastic UL94V-0 Black |
| 2)Terminal: | Brass 0.8t Tin Plated |
| 3)Terminal Screw: | Steel M3.0 Ni Plated |
| Approval: | cULus |

## YK - 304 PITCH-7.62mm



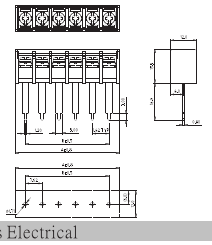

| Materials Electrical | |
|---|---|
| Rated: | 300V 15A |
| Insulation Withstands Voltage: | AC2000V/min |
| Insulation Resistance: | 1000MΩ or More at DC500V |
| Using Temperature Range: | -40℃ ~ +115℃ |
| Screw Torque Value: | 5.2 Lb-In. |
| Suitable Electric Wire: | 22~14AWG |
| 1)Molded Parts: | Thermoplastic UL94V-0 Black |
| 2)Terminal: | Brass 0.8t Tin Plated |
| 3)Terminal Screw: | Steel M3.0 Ni Plated |
| Approval: | cULus |

## YK - 305 PITCH-7.62mm



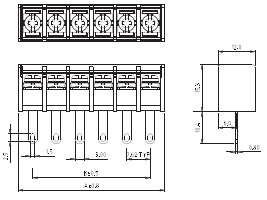

| Materials Electrical | |
|---|---|
| Rated: | 300V 15A |
| Insulation Withstands Voltage: | AC2000V/min |
| Insulation Resistance: | 1000MΩ or More at DC500V |
| Using Temperature Range: | -40℃ ~ +115℃ |
| Screw Torque Value: | 5.2 Lb-In. |
| Suitable Electric Wire: | 22~14AWG |
| 1)Molded Parts: | Thermoplastic UL94V-0 Black |
| 2)Terminal: | Brass 0.8t Tin Plated |
| 3)Terminal Screw: | Steel M3.0 Ni Plated |
| Approval: | cULus |

## YK - 306 PITCH-7.62mm



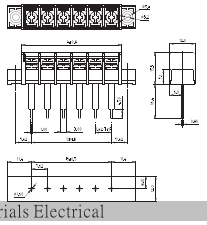

| Materials Electrical | |
|---|---|
| Rated: | 300V 15A |
| Insulation Withstands Voltage: | AC2000V/min |
| Insulation Resistance: | 1000MΩ or More at DC500V |
| Using Temperature Range: | -40℃ ~ +115℃ |
| Screw Torque Value: | 5.2 Lb-In. |
| Suitable Electric Wire: | 22~14AWG |
| 1)Molded Parts: | Thermoplastic UL94V-0 Black |
| 2)Terminal: | Brass 0.8t Tin Plated |
| 3)Terminal Screw: | Steel M3.0 Ni Plated |
| Approval: | cULus |

## YK - 301 PITCH-7.62mm W/o cover

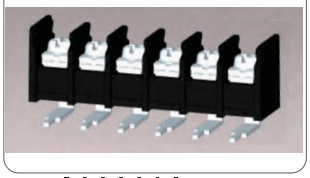

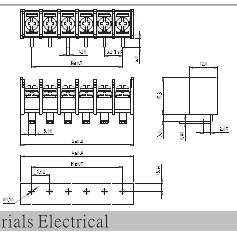

| Materials Electrical | |
|---|---|
| Rated: | 300V 15A |
| Insulation Withstands Voltage: | AC2000V/min |
| Insulation Resistance: | 1000MΩ or More at DC500V |
| Using Temperature Range: | -40℃ ~ +115℃ |
| Screw Torque Value: | 5.2 Lb-In. |
| Suitable Electric Wire: | 22~14AWG |
| 1)Molded Parts: | Thermoplastic UL94V-0 Black |
| 2)Terminal: | Brass 0.8t Tin Plated |
| 3)Terminal Screw: | Steel M3.0 Ni Plated |
| Approval: | cULus |

## YK - 302 PITCH-7.62mm W/o cover



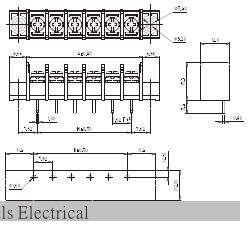

| Materials Electrical | |
|---|---|
| Rated: | 300V 15A |
| Insulation Withstands Voltage: | AC2000V/min |
| Insulation Resistance: | 1000MΩ or More at DC500V |
| Using Temperature Range: | -40℃ ~ +115℃ |
| Screw Torque Value: | 5.2 Lb-In. |
| Suitable Electric Wire: | 22~14AWG |
| 1)Molded Parts: | Thermoplastic UL94V-0 Black |
| 2)Terminal: | Brass 0.8t Tin Plated |
| 3)Terminal Screw: | Steel M3.0 Ni Plated |
| Approval: | cULus |

For more information,
please contact: Communications@fci.com
or visit us at www.fci.com/terminalblocks

**Disclaimer**
Please note that the above information is subject to change without notice.

# BARRIER TERMINAL BLOCKS

## YK - 303 PITCH-7.62mm W/o cover

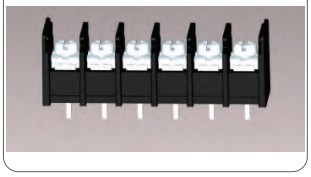

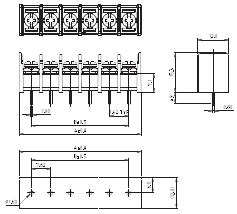

| Materials Electrical | |
|---|---|
| Rated: | 300V 15A |
| Insulation Withstands Voltage: | AC2000V/min |
| Insulation Resistance: | 1000MΩ or More at DC500V |
| Using Temperature Range: | -40℃ ~ +115℃ |
| Screw Torque Value: | 5.2 Lb-In. |
| Suitable Electric Wire: | 22~14AWG |
| 1)Molded Parts: | Thermoplastic UL94V-0 Black |
| 2)Terminal: | Brass 0.8t Tin Plated |
| 3)Terminal Screw: | Steel M3.0 Ni Plated |
| Approval: | cULus |

## YK - 304 PITCH-7.62mm W/o cover



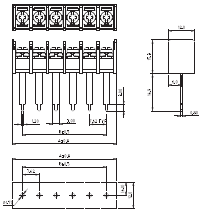

| Materials Electrical | |
|---|---|
| Rated: | 300V 15A |
| Insulation Withstands Voltage: | AC2000V/min |
| Insulation Resistance: | 1000MΩ or More at DC500V |
| Using Temperature Range: | -40℃ ~ +115℃ |
| Screw Torque Value: | 5.2 Lb-In. |
| Suitable Electric Wire: | 22~14AWG |
| 1)Molded Parts: | Thermoplastic UL94V-0 Black |
| 2)Terminal: | Brass 0.8t Tin Plated |
| 3)Terminal Screw: | Steel M3.0 Ni Plated |
| Approval: | cULus |

## YK - 305 PITCH-7.62mm W/o cover



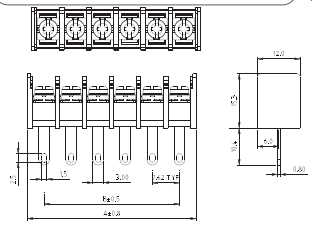

| Materials Electrical | |
|---|---|
| Rated: | 300V 15A |
| Insulation Withstands Voltage: | AC2000V/min |
| Insulation Resistance: | 1000MΩ or More at DC500V |
| Using Temperature Range: | -40℃ ~ +115℃ |
| Screw Torque Value: | 5.2 Lb-In. |
| Suitable Electric Wire: | 22~14AWG |
| 1)Molded Parts: | Thermoplastic UL94V-0 Black |
| 2)Terminal: | Brass 0.8t Tin Plated |
| 3)Terminal Screw: | Steel M3.0 Ni Plated |
| Approval: | cULus |

## YK - 306 PITCH-7.62mm W/o cover



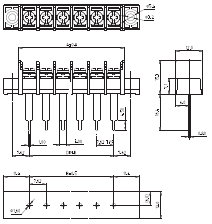

| Materials Electrical | |
|---|---|
| Rated: | 300V 15A |
| Insulation Withstands Voltage: | AC2000V/min |
| Insulation Resistance: | 1000MΩ or More at DC500V |
| Using Temperature Range: | -40℃ ~ +115℃ |
| Screw Torque Value: | 5.2 Lb-In. |
| Suitable Electric Wire: | 22~14AWG |
| 1)Molded Parts: | Thermoplastic UL94V-0 Black |
| 2)Terminal: | Brass 0.8t Tin Plated |
| 3)Terminal Screw: | Steel M3.0 Ni Plated |
| Approval: | cULus |

### YK - 30 Series

| POLE | | 2 | 3 | 4 | 5 | 6 | 7 | 8 | 9 | 10 | 11 | 12 | 13 | 14 | 15 | 16 | 17 | 18 | 19 | 20 | | | | | | | | | | |
|---|---|---|---|---|---|---|---|---|---|---|---|---|---|---|---|---|---|---|---|---|---|---|---|---|---|---|---|---|---|---|
| A | | 17.16 | 24.78 | 32.40 | 40.02 | 47.64 | 55.26 | 62.88 | 70.50 | 78.12 | 85.74 | 93.36 | 100.98 | 108.60 | 116.22 | 123.84 | 131.46 | 139.08 | 146.70 | 154.32 | | | | | | | | | | |
| B | | 7.62 | 15.24 | 22.86 | 30.48 | 38.10 | 45.72 | 53.34 | 60.96 | 68.58 | 76.20 | 83.82 | 91.44 | 99.06 | 106.68 | 114.30 | 121.92 | 129.54 | 137.16 | 144.78 | | | | | | | | | | |

## YK - 401 PITCH-8.25mm



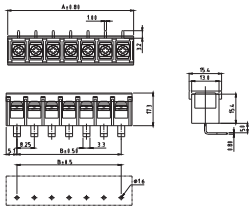

| Materials Electrical | |
|---|---|
| Rated: | 300V 20A |
| Insulation Withstands Voltage: | AC2000V/min |
| Insulation Resistance: | 1000MΩ or More at DC500V |
| Using Temperature Range: | -40℃ ~ +115℃ |
| Screw Torque Value: | 7 Lb-In. |
| Suitable Electric Wire: | 22 ~ 12AWG |
| 1)Molded Parts: | Thermoplastic UL94V-0 Black |
| 2)Terminal: | Brass 0.8t Tin Plated |
| 3)Terminal Screw: | Steel M3.0 Ni Plated |
| Approval: | cULus |

## YK - 402 PITCH-8.25mm



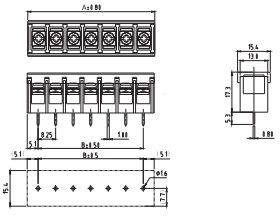

| Materials Electrical | |
|---|---|
| Rated: | 300V 20A |
| Insulation Withstands Voltage: | AC2000V/min |
| Insulation Resistance: | 1000MΩ or More at DC500V |
| Using Temperature Range: | -40℃ ~ +115℃ |
| Screw Torque Value: | 7 Lb-In. |
| Suitable Electric Wire: | 22 ~ 12AWG |
| 1)Molded Parts: | Thermoplastic UL94V-0 Black |
| 2)Terminal: | Brass 0.8t Tin Plated |
| 3)Terminal Screw: | Steel M3.0 Ni Plated |
| Approval: | cULus |

## YK - 403 PITCH-8.25mm



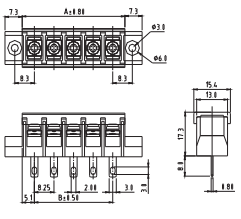

| Materials Electrical | |
|---|---|
| Rated: | 300V 20A |
| Insulation Withstands Voltage: | AC2000V/min |
| Insulation Resistance: | 1000MΩ or More at DC500V |
| Using Temperature Range: | -40℃ ~ +115℃ |
| Screw Torque Value: | 7 Lb-In. |
| Suitable Electric Wire: | 22 ~ 12AWG |
| 1)Molded Parts: | Thermoplastic UL94V-0 Black |
| 2)Terminal: | Brass 0.8t Tin Plated |
| 3)Terminal Screw: | Steel M3.0 Ni Plated |
| Approval: | cULus |

## YK - 401 PITCH-8.25mm W/o cover



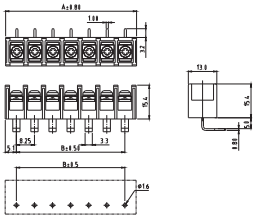

| Materials Electrical | |
|---|---|
| Rated: | 300V 20A |
| Insulation Withstands Voltage: | AC2000V/min |
| Insulation Resistance: | 1000MΩ or More at DC500V |
| Using Temperature Range: | -40℃ ~ +115℃ |
| Screw Torque Value: | 7 Lb-In. |
| Suitable Electric Wire: | 22 ~ 12AWG |
| 1)Molded Parts: | Thermoplastic UL94V-0 Black |
| 2)Terminal: | Brass 0.8t Tin Plated |
| 3)Terminal Screw: | Steel M3.0 Ni Plated |
| Approval: | cULus |

# BARRIER TERMINAL BLOCKS

## YK - 402 PITCH-8.25mm W/o cover



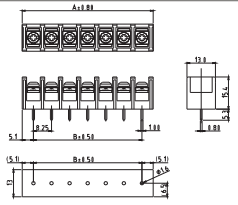

| Materials Electrical | |
|---|---|
| Rated: | 300V 20A |
| Insulation Withstands Voltage: | AC2000V/min |
| Insulation Resistance: | 1000MΩ or More at DC500V |
| Using Temperature Range: | -40℃ ~ +115℃ |
| Screw Torque Value: | 7 Lb-In. |
| Suitable Electric Wire: | 22 ~ 12AWG |
| 1)Molded Parts: | Thermoplastic UL94V-0 Black |
| 2)Terminal: | Brass 0.8t Tin Plated |
| 3)Terminal Screw: | Steel M3.0 Ni Plated |
| Approval: | cRUus |

## YK - 403 PITCH-8.25mm W/o cover



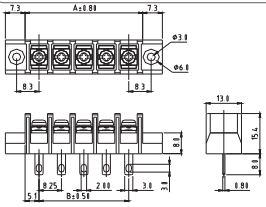

| Materials Electrical | |
|---|---|
| Rated: | 300V 20A |
| Insulation Withstands Voltage: | AC2000V/min |
| Insulation Resistance: | 1000MΩ or More at DC500V |
| Using Temperature Range: | -40℃ ~ +115℃ |
| Screw Torque Value: | 7 Lb-In. |
| Suitable Electric Wire: | 22 ~ 12AWG |
| 1)Molded Parts: | Thermoplastic UL94V-0 Black |
| 2)Terminal: | Brass 0.8t Tin Plated |
| 3)Terminal Screw: | Steel M3.0 Ni Plated |
| Approval: | cRUus |

### YK - 40 Series

| POLE | | 2 | 3 | 4 | 5 | 6 | 7 | 8 | 9 | 10 | 11 | 12 | 13 | 14 | 15 | 16 | 17 | 18 | 19 | 20 | 21 | 22 | 23 | 24 | 25 | 26 | 27 | 28 | 29 | 30 |
|---|---|---|---|---|---|---|---|---|---|---|---|---|---|---|---|---|---|---|---|---|---|---|---|---|---|---|---|---|---|---|
| A | | 18.50 | 26.75 | 35.00 | 43.25 | 51.50 | 59.75 | 68.00 | 76.25 | 84.50 | 92.75 | 101.00 | 109.25 | 117.50 | 125.75 | 134.00 | 142.25 | 150.50 | 158.75 | 167.00 | 175.25 | 183.50 | 189.75 | 200.00 | 208.25 | 216.50 | 224.75 | 233.00 | 241.25 | 249.50 |
| B | | 8.25 | 16.50 | 24.75 | 33.00 | 41.25 | 49.50 | 57.75 | 66.00 | 74.25 | 82.50 | 90.75 | 99.00 | 107.25 | 115.50 | 123.75 | 132.00 | 140.25 | 148.50 | 156.75 | 165.00 | 173.25 | 181.50 | 189.75 | 198.00 | 206.25 | 214.50 | 222.75 | 231.00 | 239.25 |

## YK-501 PITCH-9.50mm



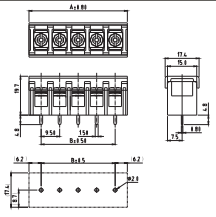

| Materials Electrical | |
|---|---|
| Rated: | 300V 20A |
| Insulation Withstands Voltage: | AC2000V/min |
| Insulation Resistance: | 1000MΩ or More at DC500V |
| Using Temperature Range: | -40℃ ~ +115℃ |
| Screw Torque Value: | 12 Lb-In. |
| Suitable Electric Wire: | 22 ~ 12AWG |
| 1)Molded Parts: | Thermoplastic UL94V-0 Black |
| 2)Terminal: | Brass 0.8t Tin Plated |
| 3)Terminal Screw: | Steel M3.5 Ni Plated |
| Approval: | cRUus |

## YK-502 PITCH-9.50mm



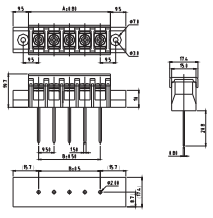

| Materials Electrical | |
|---|---|
| Rated: | 300V 20A |
| Insulation Withstands Voltage: | AC2000V/min |
| Insulation Resistance: | 1000MΩ or More at DC500V |
| Using Temperature Range: | -40℃ ~ +115℃ |
| Screw Torque Value: | 12 Lb-In. |
| Suitable Electric Wire: | 22 ~ 12AWG |
| 1)Molded Parts: | Thermoplastic UL94V-0 Black |
| 2)Terminal: | Brass 0.8t Tin Plated |
| 3)Terminal Screw: | Steel M3.5 Ni Plated |
| Approval: | cRUus |

## YK-503 PITCH-9.50mm



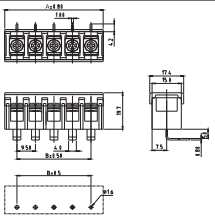

| Materials Electrical | |
|---|---|
| Rated: | 300V 20A |
| Insulation Withstands Voltage: | AC2000V/min |
| Insulation Resistance: | 1000MΩ or More at DC500V |
| Using Temperature Range: | -40℃ ~ +115℃ |
| Screw Torque Value: | 12 Lb-In. |
| Suitable Electric Wire: | 22 ~ 12AWG |
| 1)Molded Parts: | Thermoplastic UL94V-0 Black |
| 2)Terminal: | Brass 0.8t Tin Plated |
| 3)Terminal Screw: | Steel M3.5 Ni Plated |
| Approval: | cRUus |

## YK-504 PITCH-9.50mm



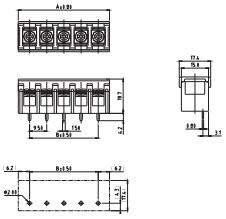

| Materials Electrical | |
|---|---|
| Rated: | 300V 20A |
| Insulation Withstands Voltage: | AC2000V/min |
| Insulation Resistance: | 1000MΩ or More at DC500V |
| Using Temperature Range: | -40℃ ~ +115℃ |
| Screw Torque Value: | 12 Lb-In. |
| Suitable Electric Wire: | 22 ~ 12AWG |
| 1)Molded Parts: | Thermoplastic UL94V-0 Black |
| 2)Terminal: | Brass 0.8t Tin Plated |
| 3)Terminal Screw: | Steel M3.5 Ni Plated |
| Approval: | cRUus |

For more information,
please contact: Communications@fci.com
or visit us at www.fci.com/terminalblocks

**Disclaimer**
Please note that the above information is subject to change without notice.

# BARRIER TERMINAL BLOCKS

## YK - 505 PITCH-9.50mm



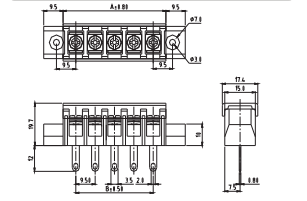

| Materials Electrical | |
|---|---|
| Rated: | 300V 20A |
| Insulation Withstands Voltage: | AC2000V/min |
| Insulation Resistance: | 1000MΩ or More at DC500V |
| Using Temperature Range: | -40℃ ~ +115℃ |
| Screw Torque Value: | 12 Lb-In. |
| Suitable Electric Wire: | 22 ~ 12AWG |
| 1)Molded Parts: | Thermoplastic UL94V-0 Black |
| 2)Terminal: | Brass 0.8t Tin Plated |
| 3)Terminal Screw: | Steel M3.5 Ni Plated |
| Approval: | cRUus |

## YK - 506 PITCH-9.50mm



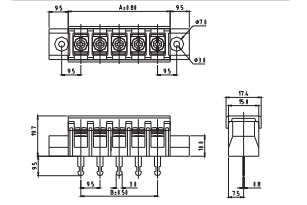

| Materials Electrical | |
|---|---|
| Rated: | 300V 20A |
| Insulation Withstands Voltage: | AC2000V/min |
| Insulation Resistance: | 1000MΩ or More at DC500V |
| Using Temperature Range: | -40℃ ~ +115℃ |
| Screw Torque Value: | 12 Lb-In. |
| Suitable Electric Wire: | 22 ~ 12AWG |
| 1)Molded Parts: | Thermoplastic UL94V-0 Black |
| 2)Terminal: | Brass 0.8t Tin Plated |
| 3)Terminal Screw: | Steel M3.5 Ni Plated |
| Approval: | cRUus |

## YK - 501 PITCH-9.50mm W/o cover



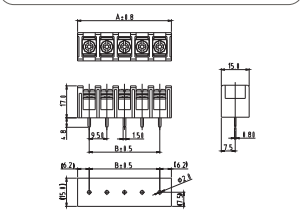

| Materials Electrical | |
|---|---|
| Rated: | 300V 20A |
| Insulation Withstands Voltage: | AC2000V/min |
| Insulation Resistance: | 1000MΩ or More at DC500V |
| Using Temperature Range: | -40℃ ~ +115℃ |
| Screw Torque Value: | 12 Lb-In. |
| Suitable Electric Wire: | 22 ~ 12AWG |
| 1)Molded Parts: | Thermoplastic UL94V-0 Black |
| 2)Terminal: | Brass 0.8t Tin Plated |
| 3)Terminal Screw: | Steel M3.5 Ni Plated |
| Approval: | cRUus |

## YK - 502 PITCH-9.50mm W/o cover



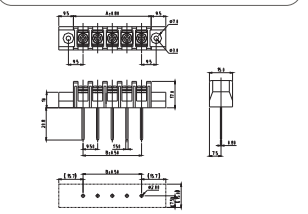

| Materials Electrical | |
|---|---|
| Rated: | 300V 20A |
| Insulation Withstands Voltage: | AC2000V/min |
| Insulation Resistance: | 1000MΩ or More at DC500V |
| Using Temperature Range: | -40℃ ~ +115℃ |
| Screw Torque Value: | 12 Lb-In. |
| Suitable Electric Wire: | 22 ~ 12AWG |
| 1)Molded Parts: | Thermoplastic UL94V-0 Black |
| 2)Terminal: | Brass 0.8t Tin Plated |
| 3)Terminal Screw: | Steel M3.5 Ni Plated |
| Approval: | cRUus |

## YK - 503 PITCH-9.50mm W/o cover



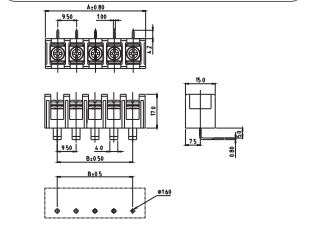

| Materials Electrical | |
|---|---|
| Rated: | 300V 20A |
| Insulation Withstands Voltage: | AC2000V/min |
| Insulation Resistance: | 1000MΩ or More at DC500V |
| Using Temperature Range: | -40℃ ~ +115℃ |
| Screw Torque Value: | 12 Lb-In. |
| Suitable Electric Wire: | 22 ~ 12AWG |
| 1)Molded Parts: | Thermoplastic UL94V-0 Black |
| 2)Terminal: | Brass 0.8t Tin Plated |
| 3)Terminal Screw: | Steel M3.5 Ni Plated |
| Approval: | cRUus |

## YK - 504 PITCH-9.50mm W/o cover



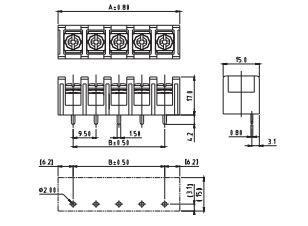

| Materials Electrical | |
|---|---|
| Rated: | 300V 20A |
| Insulation Withstands Voltage: | AC2000V/min |
| Insulation Resistance: | 1000MΩ or More at DC500V |
| Using Temperature Range: | -40℃ ~ +115℃ |
| Screw Torque Value: | 12 Lb-In. |
| Suitable Electric Wire: | 22 ~ 12AWG |
| 1)Molded Parts: | Thermoplastic UL94V-0 Black |
| 2)Terminal: | Brass 0.8t Tin Plated |
| 3)Terminal Screw: | Steel M3.5 Ni Plated |
| Approval: | cRUus |

## YK - 505 PITCH-9.50mm W/o cover



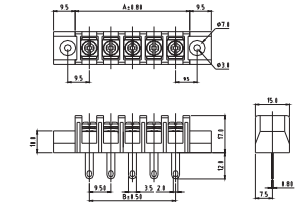

| Materials Electrical | |
|---|---|
| Rated: | 300V 20A |
| Insulation Withstands Voltage: | AC2000V/min |
| Insulation Resistance: | 1000MΩ or More at DC500V |
| Using Temperature Range: | -40℃ ~ +115℃ |
| Screw Torque Value: | 12 Lb-In. |
| Suitable Electric Wire: | 22 ~ 12AWG |
| 1)Molded Parts: | Thermoplastic UL94V-0 Black |
| 2)Terminal: | Brass 0.8t Tin Plated |
| 3)Terminal Screw: | Steel M3.5 Ni Plated |
| Approval: | cRUus |

## YK - 506 PITCH-9.50mm W/o cover



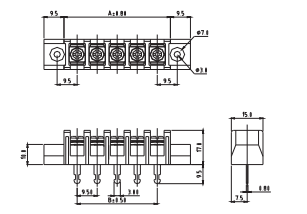

| Materials Electrical | |
|---|---|
| Rated: | 300V 20A |
| Insulation Withstands Voltage: | AC2000V/min |
| Insulation Resistance: | 1000MΩ or More at DC500V |
| Using Temperature Range: | -40℃ ~ +115℃ |
| Screw Torque Value: | 12 Lb-In. |
| Suitable Electric Wire: | 22 ~ 12AWG |
| 1)Molded Parts: | Thermoplastic UL94V-0 Black |
| 2)Terminal: | Brass 0.8t Tin Plated |
| 3)Terminal Screw: | Steel M3.5 Ni Plated |
| Approval: | cRUus |

### YK - 50 Series

| POLE | | 2 | 3 | 4 | 5 | 6 | 7 | 8 | 9 | 10 | 11 | 12 | 13 | 14 | 15 | 16 | 17 | 18 | 19 | 20 | 21 | 22 | 23 | 24 | 25 | 26 | 27 | 28 | 29 | 30 |
|---|---|---|---|---|---|---|---|---|---|---|---|---|---|---|---|---|---|---|---|---|---|---|---|---|---|---|---|---|---|---|
| A | | 22.00 | 31.50 | 41.00 | 50.50 | 60.00 | 69.50 | 79.00 | 88.50 | 98.00 | 107.5 | 117.0 | 126.50 | 136.00 | 145.50 | 155.00 | 164.50 | 174.00 | 183.50 | 193.00 | 202.50 | 212.00 | 221.50 | 231.00 | 240.50 | 250.00 | 259.50 | 269.00 | 278.50 | 288.00 |
| B | | 9.50 | 19.00 | 28.50 | 38.00 | 47.50 | 57.00 | 66.50 | 76.00 | 85.50 | 95.00 | 104.5 | 114.0 | 123.50 | 133.00 | 142.50 | 152.00 | 161.50 | 171.00 | 180.50 | 190.00 | 199.50 | 209.00 | 218.50 | 228.00 | 237.50 | 247.00 | 256.50 | 266.00 | 275.50 |

# BARRIER TERMINAL BLOCKS

YK - 50A **PITCH-9.50mm**



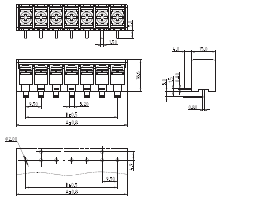

| Materials Electrical | |
|---|---|
| Rated: | 300V 20A |
| Insulation Withstands Voltage: | AC2000V/min |
| Insulation Resistance: | 1000MΩ or More at DC500V |
| Using Temperature Range: | -40℃ ~ +115℃ |
| Screw Torque Value: | 12 Lb-In. |
| Suitable Electric Wire: | 22 ~ 12AWG |
| 1)Molded Parts: | Thermoplastic UL94V-0 Black |
| 2)Terminal: | Brass 0.8t Tin Plated |
| 3)Terminal Screw: | Steel M3.5 Ni Plated |
| Approval: | cRUus |

YK - 50A **PITCH-9.50mm** W/o cover



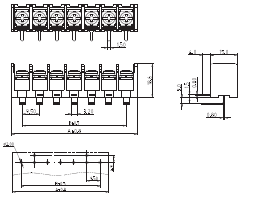

| Materials Electrical | |
|---|---|
| Rated: | 300V 20A |
| Insulation Withstands Voltage: | AC2000V/min |
| Insulation Resistance: | 1000MΩ or More at DC500V |
| Using Temperature Range: | -40℃ ~ +115℃ |
| Screw Torque Value: | 12 Lb-In. |
| Suitable Electric Wire: | 22 ~ 12AWG |
| 1)Molded Parts: | Thermoplastic UL94V-0 Black |
| 2)Terminal: | Brass 0.8t Tin Plated |
| 3)Terminal Screw: | Steel M3.5 Ni Plated |
| Approval: | cRUus |

## YK - 50A Series

| POLE | | 2 | 3 | 4 | 5 | 6 | 7 | 8 | 9 | 10 | 11 | 12 | 13 | 14 | 15 | 16 | 17 | 18 | | | | | | | | | | | |
|---|---|---|---|---|---|---|---|---|---|---|---|---|---|---|---|---|---|---|---|---|---|---|---|---|---|---|---|---|---|
| A | | 21.5 | 31.0 | 40.5 | 50.0 | 59.5 | 69.0 | 78.5 | 88.0 | 97.5 | 107.0 | 117.0 | 126.0 | 136.0 | 145.0 | 155.0 | 164.0 | 174.0 | | | | | | | | | | | |
| B | | 9.5 | 19.0 | 28.5 | 38.0 | 47.5 | 57.0 | 66.5 | 76.0 | 85.0 | 95.0 | 105.0 | 114.0 | 124.0 | 133.0 | 143.0 | 152.0 | 162.0 | | | | | | | | | | | |

YK - 601 **PITCH-10.0mm**



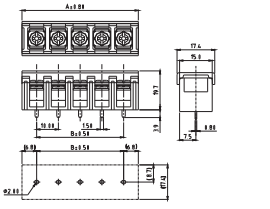

| Materials Electrical | |
|---|---|
| Rated: | 300V 20A |
| Insulation Withstands Voltage: | AC2000V/min |
| Insulation Resistance: | 1000MΩ or More at DC500V |
| Using Temperature Range: | -40℃ ~ +115℃ |
| Screw Torque Value: | 12 Lb-In. |
| Suitable Electric Wire: | 22 ~ 12AWG |
| 1)Molded Parts: | Thermoplastic UL94V-0 Black |
| 2)Terminal: | Brass 0.8t Tin Plated |
| 3)Terminal Screw: | Steel M3.5 Ni Plated |
| Approval: | cRUus |

YK - 602 **PITCH-10.0mm**



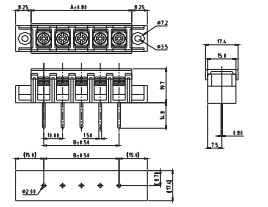

| Materials Electrical | |
|---|---|
| Rated: | 300V 20A |
| Insulation Withstands Voltage: | AC2000V/min |
| Insulation Resistance: | 1000MΩ or More at DC500V |
| Using Temperature Range: | -40℃ ~ +115℃ |
| Screw Torque Value: | 12 Lb-In. |
| Suitable Electric Wire: | 22 ~ 12AWG |
| 1)Molded Parts: | Thermoplastic UL94V-0 Black |
| 2)Terminal: | Brass 0.8t Tin Plated |
| 3)Terminal Screw: | Steel M3.5 Ni Plated |
| Approval: | cRUus |

YK - 603 **PITCH-10.0mm**



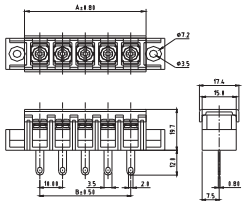

| Materials Electrical | |
|---|---|
| Rated: | 300V 20A |
| Insulation Withstands Voltage: | AC2000V/min |
| Insulation Resistance: | 1000MΩ or More at DC500V |
| Using Temperature Range: | -40℃ ~ +115℃ |
| Screw Torque Value: | 12 Lb-In. |
| Suitable Electric Wire: | 22 ~ 12AWG |
| 1)Molded Parts: | Thermoplastic UL94V-0 Black |
| 2)Terminal: | Brass 0.8t Tin Plated |
| 3)Terminal Screw: | Steel M3.5 Ni Plated |
| Approval: | cRUus |

YK - 604 **PITCH-10.0mm**



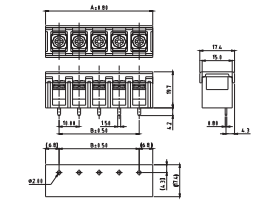

| Materials Electrical | |
|---|---|
| Rated: | 300V 20A |
| Insulation Withstands Voltage: | AC2000V/min |
| Insulation Resistance: | 1000MΩ or More at DC500V |
| Using Temperature Range: | -40℃ ~ +115℃ |
| Screw Torque Value: | 12 Lb-In. |
| Suitable Electric Wire: | 22 ~ 12AWG |
| 1)Molded Parts: | Thermoplastic UL94V-0 Black |
| 2)Terminal: | Brass 0.8t Tin Plated |
| 3)Terminal Screw: | Steel M3.5 Ni Plated |
| Approval: | cRUus |

For more information,
please contact: Communications@fci.com
or visit us at www.fci.com/terminalblocks

**Disclaimer**
Please note that the above information is subject to change without notice.

# BARRIER TERMINAL BLOCKS

## YK - 605 PITCH-10.0mm



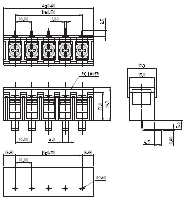

| Materials Electrical | |
|---|---|
| Rated: | 300V 20A |
| Insulation Withstands Voltage: | AC2000V/min |
| Insulation Resistance: | 1000MΩ or More at DC500V |
| Using Temperature Range: | -40℃ ~ +115℃ |
| Screw Torque Value: | 12 Lb-In. |
| Suitable Electric Wire: | 22 ~ 12AWG |
| 1)Molded Parts: | Thermoplastic UL94V-0 Black |
| 2)Terminal: | Brass 0.8t Tin Plated |
| 3)Terminal Screw: | Steel M3.5 Ni Plated |
| Approval: | cRUus |

## YK - 606 PITCH-10.0mm



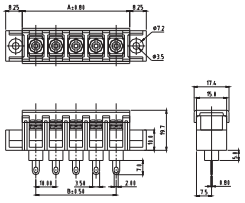

| Materials Electrical | |
|---|---|
| Rated: | 300V 20A |
| Insulation Withstands Voltage: | AC2000V/min |
| Insulation Resistance: | 1000MΩ or More at DC500V |
| Using Temperature Range: | -40℃ ~ +115℃ |
| Screw Torque Value: | 12 Lb-In. |
| Suitable Electric Wire: | 22 ~ 12AWG |
| 1)Molded Parts: | Thermoplastic UL94V-0 Black |
| 2)Terminal: | Brass 0.8t Tin Plated |
| 3)Terminal Screw: | Steel M3.5 Ni Plated |
| Approval: | cRUus |

## YK - 601 PITCH-10.0mm W/o cover



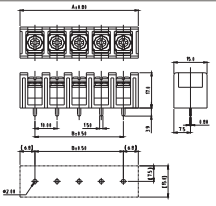

| Materials Electrical | |
|---|---|
| Rated: | 300V 20A |
| Insulation Withstands Voltage: | AC2000V/min |
| Insulation Resistance: | 1000MΩ or More at DC500V |
| Using Temperature Range: | -40℃ ~ +115℃ |
| Screw Torque Value: | 12 Lb-In. |
| Suitable Electric Wire: | 22 ~ 12AWG |
| 1)Molded Parts: | Thermoplastic UL94V-0 Black |
| 2)Terminal: | Brass 0.8t Tin Plated |
| 3)Terminal Screw: | Steel M3.5 Ni Plated |
| Approval: | cRUus |

## YK - 602 PITCH-10.0mm W/o cover



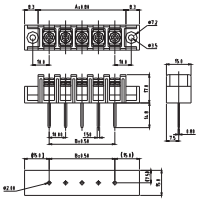

| Materials Electrical | |
|---|---|
| Rated: | 300V 20A |
| Insulation Withstands Voltage: | AC2000V/min |
| Insulation Resistance: | 1000MΩ or More at DC500V |
| Using Temperature Range: | -40℃ ~ +115℃ |
| Screw Torque Value: | 12 Lb-In. |
| Suitable Electric Wire: | 22 ~ 12AWG |
| 1)Molded Parts: | Thermoplastic UL94V-0 Black |
| 2)Terminal: | Brass 0.8t Tin Plated |
| 3)Terminal Screw: | Steel M3.5 Ni Plated |
| Approval: | cRUus |

## YK - 603 PITCH-10.0mm W/o cover



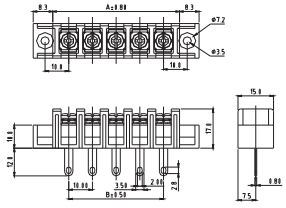

| Materials Electrical | |
|---|---|
| Rated: | 300V 20A |
| Insulation Withstands Voltage: | AC2000V/min |
| Insulation Resistance: | 1000MΩ or More at DC500V |
| Using Temperature Range: | -40℃ ~ +115℃ |
| Screw Torque Value: | 12 Lb-In. |
| Suitable Electric Wire: | 22 ~ 12AWG |
| 1)Molded Parts: | Thermoplastic UL94V-0 Black |
| 2)Terminal: | Brass 0.8t Tin Plated |
| 3)Terminal Screw: | Steel M3.5 Ni Plated |
| Approval: | cRUus |

## YK - 604 PITCH-10.0mm W/o cover



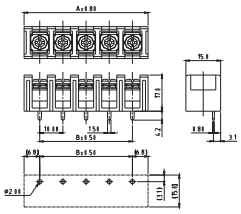

| Materials Electrical | |
|---|---|
| Rated: | 300V 20A |
| Insulation Withstands Voltage: | AC2000V/min |
| Insulation Resistance: | 1000MΩ or More at DC500V |
| Using Temperature Range: | -40℃ ~ +115℃ |
| Screw Torque Value: | 12 Lb-In. |
| Suitable Electric Wire: | 22 ~ 12AWG |
| 1)Molded Parts: | Thermoplastic UL94V-0 Black |
| 2)Terminal: | Brass 0.8t Tin Plated |
| 3)Terminal Screw: | Steel M3.5 Ni Plated |
| Approval: | cRUus |

## YK - 605 PITCH-10.0mm W/o cover



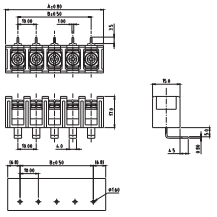

| Materials Electrical | |
|---|---|
| Rated: | 300V 20A |
| Insulation Withstands Voltage: | AC2000V/min |
| Insulation Resistance: | 1000MΩ or More at DC500V |
| Using Temperature Range: | -40℃ ~ +115℃ |
| Screw Torque Value: | 12 Lb-In. |
| Suitable Electric Wire: | 22 ~ 12AWG |
| 1)Molded Parts: | Thermoplastic UL94V-0 Black |
| 2)Terminal: | Brass 0.8t Tin Plated |
| 3)Terminal Screw: | Steel M3.5 Ni Plated |
| Approval: | cRUus |

## YK - 606 PITCH-10.0mm W/o cover



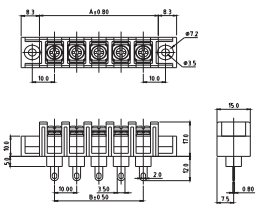

| Materials Electrical | |
|---|---|
| Rated: | 300V 20A |
| Insulation Withstands Voltage: | AC2000V/min |
| Insulation Resistance: | 1000MΩ or More at DC500V |
| Using Temperature Range: | -40℃ ~ +115℃ |
| Screw Torque Value: | 12 Lb-In. |
| Suitable Electric Wire: | 22 ~ 12AWG |
| 1)Molded Parts: | Thermoplastic UL94V-0 Black |
| 2)Terminal: | Brass 0.8t Tin Plated |
| 3)Terminal Screw: | Steel M3.5 Ni Plated |
| Approval: | cRUus |

### YK - 60 Series

| POLE | | 2 | 3 | 4 | 5 | 6 | 7 | 8 | 9 | 10 | 11 | 12 | 13 | 14 | 15 | 16 | 17 | 18 | 19 | 20 | 21 | 22 | 23 | 24 | 25 | 26 | 27 | 28 | 29 | 30 |
|---|---|---|---|---|---|---|---|---|---|---|---|---|---|---|---|---|---|---|---|---|---|---|---|---|---|---|---|---|---|---|
| A | | 23.5 | 33.5 | 43.5 | 53.5 | 63.5 | 73.5 | 83.5 | 93.5 | 103.5 | 113.5 | 123.5 | 133.5 | 143.5 | 153.5 | 163.5 | 173.5 | 183.5 | 193.5 | 203.5 | 213.5 | 223.5 | 233.5 | 243.5 | 253.5 | 263.5 | 273.5 | 283.5 | 293.5 | 303.5 |
| B | | 10.0 | 20.0 | 30.0 | 40.0 | 50.0 | 60.0 | 70.0 | 80.0 | 90.0 | 100.0 | 110.0 | 120.0 | 130.0 | 140.0 | 150.0 | 160.0 | 170.0 | 180.0 | 190.0 | 200.0 | 210.0 | 220.0 | 230.0 | 240.0 | 250.0 | 260.0 | 270.0 | 280.0 | 290.0 |

# BARRIER TERMINAL BLOCKS

YK - 701 PITCH-11.0mm



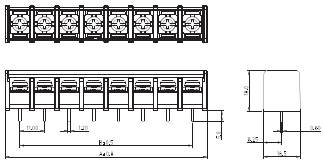

| Materials Electrical | |
|---|---|
| Rated: | 300V 30A |
| Insulation Withstands Voltage: | AC2000V/min |
| Insulation Resistance: | 1000MΩ or More at DC500V |
| Using Temperature Range: | -40℃ ~ +115℃ |
| Screw Torque Value: | 13 Lb-In. |
| Suitable Electric Wire: | 22 ~ 10AWG |
| 1)Molded Parts: | Thermoplastic UL94V-0 Black |
| 2)Terminal: | Brass 0.8t Tin Plated |
| 3)Terminal Screw: | Steel M4.0 Ni Plated |
| Approval: | cULus |

YK - 701 PITCH-11.0mm W/o cover



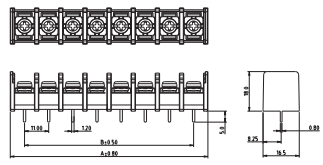

| Materials Electrical | |
|---|---|
| Rated: | 300V 30A |
| Insulation Withstands Voltage: | AC2000V/min |
| Insulation Resistance: | 1000MΩ or More at DC500V |
| Using Temperature Range: | -40℃ ~ +115℃ |
| Screw Torque Value: | 13 Lb-In. |
| Suitable Electric Wire: | 22 ~ 10AWG |
| 1)Molded Parts: | Thermoplastic UL94V-0 Black |
| 2)Terminal: | Brass 0.8t Tin Plated |
| 3)Terminal Screw: | Steel M4.0 Ni Plated |
| Approval: | cULus |

YK - 70A PITCH-11.0mm



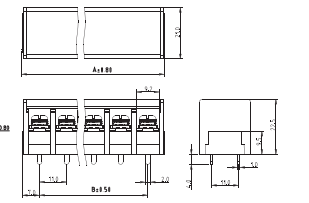

| Materials Electrical | |
|---|---|
| Rated: | 300V 40A/600V 5A |
| Insulation Withstands Voltage: | AC2000V/min |
| Insulation Resistance: | 1000MΩ or More at DC500V |
| Using Temperature Range: | -40℃ ~ +115℃ |
| Screw Torque Value: | 16 Lb-In. |
| Suitable Electric Wire: | 18 ~ 8AWG |
| 1)Molded Parts: | Thermoplastic UL94V-0 Black |
| 2)Terminal: | Brass 1.0t Tin Plated |
| 3)Terminal Screw: | Steel M4.0 Ni Plated |
| Approval: | cULus |

YK - 70A PITCH-11.0mm W/o cover



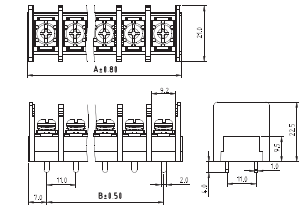

| Materials Electrical | |
|---|---|
| Rated: | 300V 40A/600V 5A |
| Insulation Withstands Voltage: | AC2000V/min |
| Insulation Resistance: | 1000MΩ or More at DC500V |
| Using Temperature Range: | -40℃ ~ +115℃ |
| Screw Torque Value: | 16 Lb-In. |
| Suitable Electric Wire: | 18 ~ 8AWG |
| 1)Molded Parts: | Thermoplastic UL94V-0 Black |
| 2)Terminal: | Brass 1.0t Tin Plated |
| 3)Terminal Screw: | Steel M4.0 Ni Plated |
| Approval: | cULus |

## YK - 70 Series

| POLE | | 2 | 3 | 4 | 5 | 6 | 7 | 8 | 9 | 10 | 11 | 12 | 13 | 14 | 15 | 16 | 17 | 18 | 19 | 20 | 21 | 22 | 23 | 24 | 25 | 26 | 27 | 28 | 29 | 30 |
|---|---|---|---|---|---|---|---|---|---|---|---|---|---|---|---|---|---|---|---|---|---|---|---|---|---|---|---|---|---|---|
| A | | 24.0 | 35.0 | 46.0 | 57.0 | 68.0 | 79.0 | 90.0 | 101.0 | 112.0 | 123.0 | 134.0 | 145.0 | 156.0 | 167.0 | 178.0 | 189.0 | 200.0 | 211.0 | 222.0 | 233.0 | 244.0 | 255.0 | 266.0 | 277.0 | 288.0 | 299.0 | 310.0 | 321.0 | 332.0 |
| B | | 11.0 | 22.0 | 33.0 | 44.0 | 55.0 | 66.0 | 77.0 | 88.0 | 99.0 | 110.0 | 121.0 | 132.0 | 143.0 | 154.0 | 165.0 | 176.0 | 187.0 | 198.0 | 209.0 | 220.0 | 231.0 | 242.0 | 253.0 | 264.0 | 275.0 | 286.0 | 297.0 | 308.0 | 319.0 |

## YK - 70A Series

| POLE | | 2 | 3 | 4 | 5 | 6 | 7 | 8 | 9 | 10 | 11 | 12 | 13 | 14 | 15 | 16 |
|---|---|---|---|---|---|---|---|---|---|---|---|---|---|---|---|---|
| A | | 25.0 | 36.0 | 47.0 | 58.0 | 69.0 | 80.0 | 91.0 | 102.0 | 113.0 | 124.0 | 135.0 | 146.0 | 157.0 | 168.0 | 179.0 |
| B | | 11.0 | 22.0 | 33.0 | 44.0 | 55.0 | 66.0 | 77.0 | 88.0 | 99.0 | 110.0 | 121.0 | 132.0 | 143.0 | 154.0 | 165.0 |

For more information,
please contact: Communications@fci.com
or visit us at www.fci.com/terminalblocks

**Disclaimer**
Please note that the above information is subject to change without notice.

# BARRIER TERMINAL BLOCKS

YK - 901 **PITCH-16.0mm**



Tail length:4.0mm

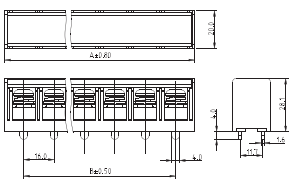

| Materials Electrical | |
|---|---|
| Rated: | 600V 65A |
| Insulation Withstands Voltage: | AC2000V/min |
| Insulation Resistance: | 1000MΩ or More at DC500V |
| Using Temperature Range: | -40℃ ~ +115℃ |
| Screw Torque Value: | 26 Lb-In. |
| Suitable Electric Wire: | 10 ~ 6AWG |
| 1)Molded Parts: | Thermoplastic UL94V-0 Black |
| 2)Terminal: | Brass 1.6t Tin Plated |
| 3)Terminal Screw: | Steel M6.0 Ni Plated |
| Approval: | cRUus |

YK - 901 **PITCH-16.0mm** W/o cover



Tail length:4.0mm

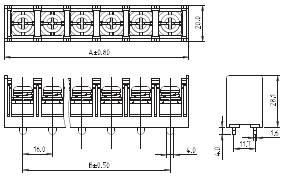

| Materials Electrical | |
|---|---|
| Rated: | 600V 65A |
| Insulation Withstands Voltage: | AC2000V/min |
| Insulation Resistance: | 1000MΩ or More at DC500V |
| Using Temperature Range: | -40℃ ~ +115℃ |
| Screw Torque Value: | 26 Lb-In. |
| Suitable Electric Wire: | 10 ~ 6AWG |
| 1)Molded Parts: | Thermoplastic UL94V-0 Black |
| 2)Terminal: | Brass 1.6t Tin Plated |
| 3)Terminal Screw: | Steel M6.0 Ni Plated |
| Approval: | cRUus |

YK - 902 **PITCH-16.0mm**



Tail length:6.0mm

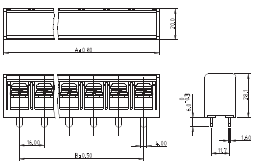

| Materials Electrical | |
|---|---|
| Rated: | 600V 65A |
| Insulation Withstands Voltage: | AC3000V/min |
| Insulation Resistance: | 1000MΩ or More at DC500V |
| Using Temperature Range: | -40℃ ~ +115℃ |
| Screw Torque Value: | 26 Lb-In. |
| Suitable Electric Wire: | 10 ~ 6AWG |
| 1)Molded Parts: | Thermoplastic UL94V-0 Black |
| 2)Terminal: | Brass 1.6t Tin Plated |
| 3)Terminal Screw: | Steel M6.0 Ni Plated |
| Approval: | cRUus |

YK - 902 **PITCH-16.0mm** W/o cover



Tail length:6.0mm

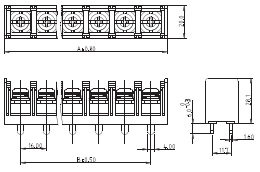

| Materials Electrical | |
|---|---|
| Rated: | 600V 65A |
| Insulation Withstands Voltage: | AC3000V/min |
| Insulation Resistance: | 1000MΩ or More at DC500V |
| Using Temperature Range: | -40℃ ~ +115℃ |
| Screw Torque Value: | 26 Lb-In. |
| Suitable Electric Wire: | 10 ~ 6AWG |
| 1)Molded Parts: | Thermoplastic UL94V-0 Black |
| 2)Terminal: | Brass 1.6t Tin Plated |
| 3)Terminal Screw: | Steel M6.0 Ni Plated |
| Approval: | cRUus |

## YK - 90 Series

| POLE | | 2 | 3 | 4 | 5 | 6 | 7 | 8 | 9 | 10 | | | | | | | | | | | | | | | | | | | |
|---|---|---|---|---|---|---|---|---|---|---|---|---|---|---|---|---|---|---|---|---|---|---|---|---|---|---|---|---|---|
| A | | 36.0 | 52.0 | 68.0 | 84.0 | 100.0 | 116.0 | 132.0 | 148.0 | 164.0 | | | | | | | | | | | | | | | | | | | |
| B | | 16.0 | 32.0 | 48.0 | 64.0 | 80.0 | 96.0 | 112.0 | 128.0 | 144.0 | | | | | | | | | | | | | | | | | | | |

## PART NUMBERS

YK | XX Series No | X Changable code | XX Number of contacts | X Cover & Flange | X Screw & Contacts plating | X Body logo | X X X

- XX Series No: 30 Series, 40 Series, 50 Series, 60 Series, 70 Series, 90 Series, .....
- X Changable code: 1, 2, 3, 4, 5, ..., A, B, C, ...
- XX Number of contacts: 02, 03, 04, ..., 10, 11, 12, ..., 20, ..., 30, ...
- X Cover & Flange:
  - 0 W/O Flange & W/O Cover (only YK30/40/50/60/90)
  - 1 With Flange & With Cover
  - 2 W/O Flange & With Cover (only YK30/40/50/60/90)
  - 3 With Flange & W/O Cover
- X Screw & Contacts plating:
  - 0 Screw & Contacts plating G/F
  - 1 Screw plating Ni & contacts plating G/F
  - 2 Screw plating G/F & contacts plating Sn
  - 3 Screw plating Ni & contacts plating Sn (standard)
- X Body logo:
  - 0 "@" logo (standard)
- X X:
  - Customer's special requirements "J1~JZ"
  - J0 Standard
- X:
  - G RoHS compliant (lead<4% ) In copper Alloy
  - H RoHS compliant (lead<1000ppm) In copper Alloy

# BARRIER TERMINAL BLOCKS

YK - 211 **PITCH-6.35mm**



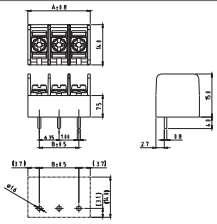

| Materials Electrical | |
|---|---|
| Rated: | 300V 10A |
| Insulation Withstands Voltage: | AC2000V/min |
| Insulation Resistance: | 1000MΩ or More at DC500V |
| Using Temperature Range: | -40℃ ~ +115℃ |
| Screw Torque Value: | 6.5 Lb-In. |
| Suitable Electric Wire: | 22 ~ 16AWG |
| 1)Molded Parts: | Thermoplastic UL94V-0 Black |
| 2)Terminal: | Brass 0.8t Tin Plated |
| 3)Terminal Screw: | Steel M3.0 Ni Plated |
| Approval: | |

**YK - 21 Series**

| POLE | | 2 | 3 | 4 | 5 | 6 | 7 | 8 | 9 | 10 | 11 | 12 | 13 | 14 | 15 | 16 | 17 | 18 | 19 | 20 | 21 | 22 | 23 | 24 | 25 | 26 | 27 | 28 | 29 | 30 |
|---|---|---|---|---|---|---|---|---|---|---|---|---|---|---|---|---|---|---|---|---|---|---|---|---|---|---|---|---|---|---|
| A | | 13.70 | 20.05 | 26.40 | 32.75 | 39.10 | 45.45 | 51.80 | 58.15 | 64.50 | 70.85 | 77.20 | 83.55 | 89.90 | 96.25 | 102.60 | 108.95 | 115.30 | 121.65 | 128.00 | 134.35 | 140.70 | 147.05 | 153.40 | 159.75 | 166.10 | 172.45 | 178.80 | 185.15 | 191.45 |
| B | | 6.35 | 12.70 | 19.05 | 25.40 | 31.75 | 38.10 | 44.45 | 50.80 | 57.15 | 63.50 | 69.85 | 76.20 | 82.55 | 88.90 | 95.25 | 101.60 | 107.95 | 114.30 | 120.65 | 127.00 | 133.35 | 133.35 | 146.05 | 152.40 | 158.75 | 165.10 | 171.45 | 177.80 | 184.15 |

For more information,
please contact: Communications@fci.com
or visit us at www.fci.com/terminalblocks

**Disclaimer**
Please note that the above information is subject to change without notice.

# BARRIER TERMINAL BLOCKS

## YK - 311 PITCH-7.62mm



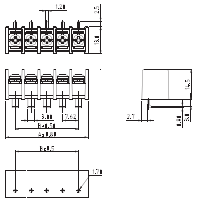

| Materials Electrical | |
|---|---|
| Rated: | 250V 15A |
| Insulation Withstands Voltage: | AC2000V/min |
| Insulation Resistance: | 1000MΩ or More at DC500V |
| Using Temperature Range: | -40℃ ~ +115℃ |
| Screw Torque Value: | 5.3 Lb-In. |
| Suitable Electric Wire: | 22 ~ 16AWG |
| 1)Molded Parts: | Thermoplastic UL94V-0 Black |
| 2)Terminal: | Brass 0.8t Tin Plated |
| 3)Terminal Screw: | Steel M3.0 Ni Plated |
| Approval: | |

## YK - 312 PITCH-7.62mm



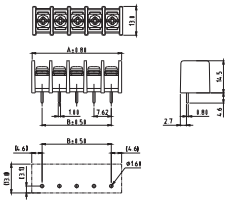

| Materials Electrical | |
|---|---|
| Rated: | 250V 15A |
| Insulation Withstands Voltage: | AC2000V/min |
| Insulation Resistance: | 1000MΩ or More at DC500V |
| Using Temperature Range: | -40℃ ~ +115℃ |
| Screw Torque Value: | 5.3 Lb-In. |
| Suitable Electric Wire: | 22 ~ 16AWG |
| 1)Molded Parts: | Thermoplastic UL94V-0 Black |
| 2)Terminal: | Brass 0.8t Tin Plated |
| 3)Terminal Screw: | Steel M3.0 Ni Plated |
| Approval: | |

## YK - 313 PITCH-7.62mm



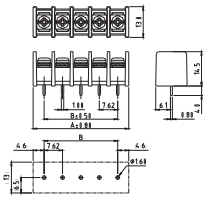

| Materials Electrical | |
|---|---|
| Rated: | 250V 15A |
| Insulation Withstands Voltage: | AC2000V/min |
| Insulation Resistance: | 1000MΩ or More at DC500V |
| Using Temperature Range: | -40℃ ~ +115℃ |
| Screw Torque Value: | 5.3 Lb-In. |
| Suitable Electric Wire: | 22 ~ 16AWG |
| 1)Molded Parts: | Thermoplastic UL94V-0 Black |
| 2)Terminal: | Brass 0.8t Tin Plated |
| 3)Terminal Screw: | Steel M3.0 Ni Plated |
| Approval: | |

## YK - 314 PITCH-7.62mm



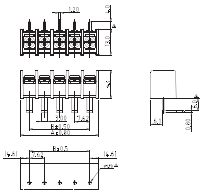

| Materials Electrical | |
|---|---|
| Rated: | 250V 15A |
| Insulation Withstands Voltage: | AC2000V/min |
| Insulation Resistance: | 1000MΩ or More at DC500V |
| Using Temperature Range: | -40℃ ~ +115℃ |
| Screw Torque Value: | 5.3 Lb-In. |
| Suitable Electric Wire: | 22 ~ 16AWG |
| 1)Molded Parts: | Thermoplastic UL94V-0 Black |
| 2)Terminal: | Brass 0.8t Tin Plated |
| 3)Terminal Screw: | Steel M3.0 Ni Plated |
| Approval: | |

### YK - 31 Series (311-314)

| POLE | | 2 | 3 | 4 | 5 | 6 | 7 | 8 | 9 | 10 | 11 | 12 | 13 | 14 | 15 | 16 | 17 | 18 | 19 | 20 | 21 | 22 | 23 | 24 | 25 | 26 | 27 | 28 | 29 | 30 |
|---|---|---|---|---|---|---|---|---|---|---|---|---|---|---|---|---|---|---|---|---|---|---|---|---|---|---|---|---|---|---|
| A | | 16.74 | 24.36 | 31.98 | 39.60 | 47.22 | 54.84 | 62.46 | 70.08 | 77.70 | 85.32 | 92.94 | 100.56 | 108.18 | 115.80 | 123.42 | 131.04 | 138.66 | 146.28 | 153.90 | 161.52 | 169.14 | 176.76 | 184.38 | 192.00 | 199.62 | 207.24 | 214.86 | 222.48 | 230.10 |
| B | | 7.62 | 15.24 | 22.86 | 30.48 | 38.10 | 45.72 | 53.34 | 60.96 | 68.58 | 76.20 | 83.82 | 91.44 | 99.06 | 106.68 | 114.3 | 121.92 | 129.54 | 137.16 | 144.78 | 152.40 | 160.02 | 167.64 | 175.26 | 182.88 | 190.50 | 198.12 | 205.74 | 213.36 | 220.98 |

# BARRIER TERMINAL BLOCKS

YK - 315 PITCH-7.62mm



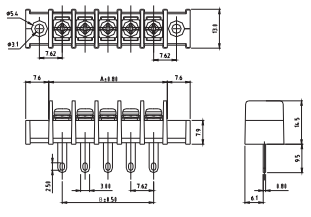

| Materials Electrical | |
|---|---|
| Rated: | 250V 15A |
| Insulation Withstands Voltage: | AC2000V/min |
| Insulation Resistance: | 1000MΩ or More at DC500V |
| Using Temperature Range: | -40℃ ~ +115℃ |
| Screw Torque Value: | 5.3 Lb-In. |
| Suitable Electric Wire: | 22 ~ 16AWG |
| 1)Molded Parts: | Thermoplastic UL94V-0 Black |
| 2)Terminal: | Brass 0.8t Tin Plated |
| 3)Terminal Screw: | Steel M3.0 Ni Plated |
| Approval: | |

YK - 316 PITCH-7.62mm



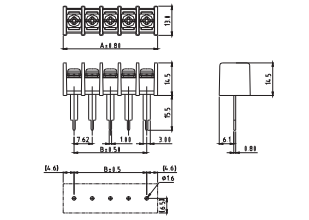

| Materials Electrical | |
|---|---|
| Rated: | 250V 15A |
| Insulation Withstands Voltage: | AC2000V/min |
| Insulation Resistance: | 1000MΩ or More at DC500V |
| Using Temperature Range: | -40℃ ~ +115℃ |
| Screw Torque Value: | 5.3 Lb-In. |
| Suitable Electric Wire: | 22 ~ 16AWG |
| 1)Molded Parts: | Thermoplastic UL94V-0 Black |
| 2)Terminal: | Brass 0.8t Tin Plated |
| 3)Terminal Screw: | Steel M3.0 Ni Plated |
| Approval: | |

**YK - 31 Series (315-316)**

| POLE | | 2 | 3 | 4 | 5 | 6 | 7 | 8 | 9 | 10 | 11 | 12 | 13 | 14 | 15 | 16 | 17 | 18 | 19 | 20 | 21 | 22 | 23 | 24 | 25 | 26 | 27 | 28 | 29 | 30 |
|---|---|---|---|---|---|---|---|---|---|---|---|---|---|---|---|---|---|---|---|---|---|---|---|---|---|---|---|---|---|---|
| A | | 23.5 | 33.5 | 43.5 | 53.5 | 63.5 | 73.5 | 83.5 | 93.5 | 103.5 | 113.5 | 123.5 | 133.5 | 143.5 | 153.5 | 163.5 | 173.5 | 183.5 | 193.5 | 203.5 | 213.5 | 223.5 | 233.5 | 243.5 | 253.5 | 263.5 | 273.5 | 283.5 | 293.5 | 303.5 |
| B | | 10.0 | 20.0 | 30.0 | 40.0 | 50.0 | 60.0 | 70.0 | 80.0 | 90.0 | 100.0 | 110.0 | 120.0 | 130.0 | 140.0 | 150.0 | 160.0 | 170.0 | 180.0 | 190.0 | 200.0 | 210.0 | 220.0 | 230.0 | 240.0 | 250.0 | 260.0 | 270.0 | 280.0 | 290.0 |

For more information,
please contact: Communications@fci.com
or visit us at www.fci.com/terminalblocks

**Disclaimer**
Please note that the above information is subject to change without notice.

# BARRIER TERMINAL BLOCKS

## YK - 321 PITCH-7.62mm



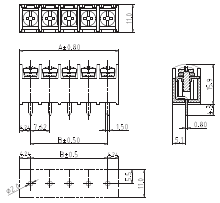

| Materials Electrical | |
|---|---|
| Rated: | 300V 15A |
| Insulation Withstands Voltage: | AC2000V/min |
| Insulation Resistance: | 1000MΩ or More at DC500V |
| Using Temperature Range: | -40℃ ~ +115℃ |
| Screw Torque Value: | 5.2 Lb-In. |
| Suitable Electric Wire: | 22 ~ 14AWG |
| 1)Molded Parts: | Thermoplastic UL94V-0 Black |
| 2)Terminal: | Brass 0.8t Tin Plated |
| 3)Terminal Screw: | Steel #5-40UNC Ni Plated |
| Approval: | |

### YK - 32 Series

| POLE | | 2 | 3 | 4 | 5 | 6 | 7 | 8 | 9 | 10 | 11 | 12 | 13 | 14 | 15 | 16 | 17 | 18 | 19 | 20 | 21 | 22 | 23 | 24 | 25 | 26 | 27 | 28 | 29 | 30 |
|---|---|---|---|---|---|---|---|---|---|---|---|---|---|---|---|---|---|---|---|---|---|---|---|---|---|---|---|---|---|---|
| A | | 16.10 | 23.72 | 31.34 | 38.96 | 46.58 | 54.20 | 61.82 | 69.44 | 77.06 | 84.68 | 92.30 | 99.92 | 107.54 | 115.16 | 122.78 | 130.40 | 138.02 | 145.64 | 153.26 | 160.88 | 168.85 | 176.12 | 183.74 | 191.36 | 198.98 | 206.60 | 214.22 | 221.84 | 229.46 |
| B | | 7.62 | 15.24 | 22.86 | 30.48 | 38.10 | 45.72 | 53.34 | 60.96 | 68.58 | 76.20 | 83.82 | 91.44 | 99.06 | 106.68 | 114.3 | 121.92 | 129.54 | 137.16 | 144.78 | 152.40 | 160.02 | 167.64 | 175.26 | 182.88 | 190.50 | 198.12 | 205.74 | 213.36 | 220.98 |

## YK - 411 PITCH-8.25mm



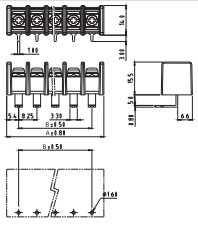

| Materials Electrical | |
|---|---|
| Rated: | 300V 20A |
| Insulation Withstands Voltage: | AC2000V/min |
| Insulation Resistance: | 1000MΩ or More at DC500V |
| Using Temperature Range: | -40℃ ~ +115℃ |
| Screw Torque Value: | 8.8 Lb-In. |
| Suitable Electric Wire: | 22 ~ 12AWG |
| 1)Molded Parts: | Thermoplastic UL94V-0 Black |
| 2)Terminal: | Brass 0.8t Tin Plated |
| 3)Terminal Screw: | Steel M3.0 Ni Plated |
| Approval: | |

## YK - 412 PITCH-8.25mm



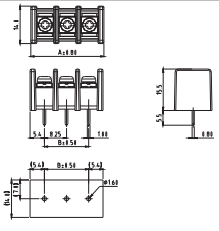

| Materials Electrical | |
|---|---|
| Rated: | 300V 20A |
| Insulation Withstands Voltage: | AC2000V/min |
| Insulation Resistance: | 1000MΩ or More at DC500V |
| Using Temperature Range: | -40℃ ~ +115℃ |
| Screw Torque Value: | 8.8 Lb-In. |
| Suitable Electric Wire: | 22 ~ 12AWG |
| 1)Molded Parts: | Thermoplastic UL94V-0 Black |
| 2)Terminal: | Brass 0.8t Tin Plated |
| 3)Terminal Screw: | Steel M3.0 Ni Plated |
| Approval: | |

## YK - 413 PITCH-8.25mm



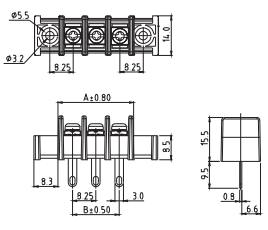

| Materials Electrical | |
|---|---|
| Rated: | 300V 20A |
| Insulation Withstands Voltage: | AC2000V/min |
| Insulation Resistance: | 1000MΩ or More at DC500V |
| Using Temperature Range: | -40℃ ~ +115℃ |
| Screw Torque Value: | 8.8 Lb-In. |
| Suitable Electric Wire: | 22 ~ 12AWG |
| 1)Molded Parts: | Thermoplastic UL94V-0 Black |
| 2)Terminal: | Brass 0.8t Tin Plated |
| 3)Terminal Screw: | Steel M3.0 Ni Plated |
| Approval: | |

## YK - 414 PITCH-8.25mm



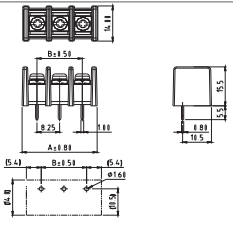

| Materials Electrical | |
|---|---|
| Rated: | 300V 20A |
| Insulation Withstands Voltage: | AC2000V/min |
| Insulation Resistance: | 1000MΩ or More at DC500V |
| Using Temperature Range: | -40℃ ~ +115℃ |
| Screw Torque Value: | 8.8 Lb-In. |
| Suitable Electric Wire: | 22 ~ 12AWG |
| 1)Molded Parts: | Thermoplastic UL94V-0 Black |
| 2)Terminal: | Brass 0.8t Tin Plated |
| 3)Terminal Screw: | Steel M3.0 Ni Plated |
| Approval: | |

# BARRIER TERMINAL BLOCKS

YK - 415 PITCH-8.25mm



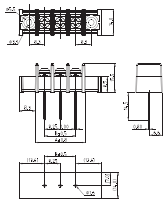

| Materials Electrical | |
|---|---|
| Rated: | 300V 20A |
| Insulation Withstands Voltage: | AC2000V/min |
| Insulation Resistance: | 1000MΩ or More at DC500V |
| Using Temperature Range: | -40℃ ~ +115℃ |
| Screw Torque Value: | 8.8 Lb-In. |
| Suitable Electric Wire: | 22 ~ 12AWG |
| 1)Molded Parts: | Thermoplastic UL94V-0 Black |
| 2)Terminal: | Brass 0.8t Tin Plated |
| 3)Terminal Screw: | Steel M3.0 Ni Plated |
| Approval: | cULus |

YK - 421 PITCH-8.25mm



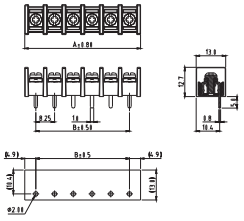

| Materials Electrical | |
|---|---|
| Rated: | 300V 20A |
| Insulation Withstands Voltage: | AC2000V/min |
| Insulation Resistance: | 1000MΩ or More at DC500V |
| Using Temperature Range: | -40℃ ~ +115℃ |
| Screw Torque Value: | 8.8 Lb-In. |
| Suitable Electric Wire: | 22 ~ 12AWG |
| 1)Molded Parts: | Thermoplastic UL94V-0 Black |
| 2)Terminal: | Brass 0.8t Tin Plated |
| 3)Terminal Screw: | Steel M3.0 Ni Plated |
| Approval: | cULus |

### YK - 41 Series (411-415)

| POLE | | 2 | 3 | 4 | 5 | 6 | 7 | 8 | 9 | 10 | 11 | 12 | 13 | 14 | 15 | 16 | 17 | 18 | 19 | 20 | | | | | | | | | | |
|---|---|---|---|---|---|---|---|---|---|---|---|---|---|---|---|---|---|---|---|---|---|---|---|---|---|---|---|---|---|---|
| A | | 19.00 | 27.25 | 35.50 | 43.75 | 52.00 | 60.25 | 68.50 | 76.75 | 85.00 | 93.25 | 101.50 | 109.75 | 118.00 | 126.25 | 134.50 | 142.75 | 151.00 | 159.25 | 167.50 | | | | | | | | | | |
| B | | 8.25 | 16.50 | 24.75 | 33.00 | 41.25 | 49.50 | 57.75 | 66.00 | 74.25 | 82.50 | 90.75 | 99.00 | 107.25 | 115.50 | 123.75 | 132.00 | 140.25 | 148.50 | 156.75 | | | | | | | | | | |

### YK - 42 Series

| POLE | | 2 | 3 | 4 | 5 | 6 | 7 | 8 | 9 | 10 | 11 | 12 | 13 | 14 | 15 | 16 | 17 | 18 | 19 | 20 | | | | | | | | | | |
|---|---|---|---|---|---|---|---|---|---|---|---|---|---|---|---|---|---|---|---|---|---|---|---|---|---|---|---|---|---|---|
| A | | 17.50 | 25.75 | 34.00 | 42.25 | 50.50 | 58.75 | 67.00 | 75.25 | 83.50 | 91.75 | 100.00 | 108.25 | 118.00 | 126.25 | 134.50 | 142.75 | 151.00 | 159.25 | 167.50 | | | | | | | | | | |
| B | | 8.25 | 16.50 | 24.75 | 33.00 | 41.25 | 49.50 | 57.75 | 66.00 | 74.25 | 82.50 | 90.75 | 99.00 | 107.25 | 115.50 | 123.75 | 132.00 | 140.25 | 148.50 | 156.75 | | | | | | | | | | |

For more information,
please contact: Communications@fci.com
or visit us at www.fci.com/terminalblocks

**Disclaimer**
Please note that the above information is subject to change without notice.

# BARRIER TERMINAL BLOCKS

## YK - 510 PITCH-9.50mm



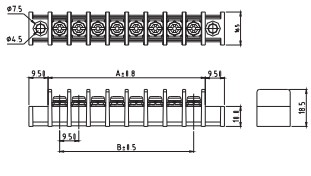

| Materials Electrical | |
|---|---|
| Rated: | 300V 30A |
| Insulation Withstands Voltage: | AC2000V/min |
| Insulation Resistance: | 1000MΩ or More at DC500V |
| Using Temperature Range: | -40℃ ~ +115℃ |
| Screw Torque Value: | 8.8 Lb-In. |
| Suitable Electric Wire: | 22 ~ 10AWG |
| 1)Molded Parts: | Thermoplastic UL94V-0 Black |
| 2)Terminal: | Brass 0.8t Tin Plated |
| 3)Terminal Screw: | Steel M3.5 Ni Plated |
| Approval: | (cRUus)pending |

## YK - 511 PITCH-9.50mm



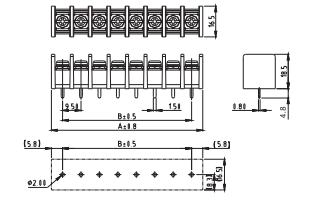

| Materials Electrical | |
|---|---|
| Rated: | 300V 30A |
| Insulation Withstands Voltage: | AC2000V/min |
| Insulation Resistance: | 1000MΩ or More at DC500V |
| Using Temperature Range: | -40℃ ~ +115℃ |
| Screw Torque Value: | 8.8 Lb-In. |
| Suitable Electric Wire: | 22 ~ 10AWG |
| 1)Molded Parts: | Thermoplastic UL94V-0 Black |
| 2)Terminal: | Brass 0.8t Tin Plated |
| 3)Terminal Screw: | Steel M3.5 Ni Plated |
| Approval: | cRUus |

## YK - 512 PITCH-9.50mm



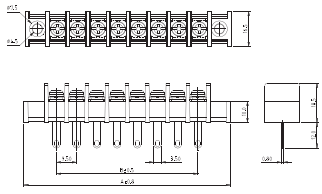

| Materials Electrical | |
|---|---|
| Rated: | 300V 30A |
| Insulation Withstands Voltage: | AC2000V/min |
| Insulation Resistance: | 1000MΩ or More at DC500V |
| Using Temperature Range: | -40℃ ~ +115℃ |
| Screw Torque Value: | 8.8 Lb-In. |
| Suitable Electric Wire: | 22 ~ 10AWG |
| 1)Molded Parts: | Thermoplastic UL94V-0 Black |
| 2)Terminal: | Brass 0.8t Tin Plated |
| 3)Terminal Screw: | Steel M3.5 Ni Plated |
| Approval: | cRUus |

## YK - 513 PITCH-9.50mm



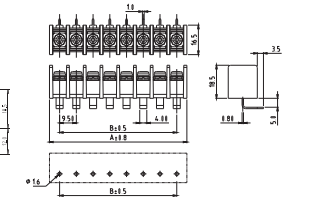

| Materials Electrical | |
|---|---|
| Rated: | 300V 30A |
| Insulation Withstands Voltage: | AC2000V/min |
| Insulation Resistance: | 1000MΩ or More at DC500V |
| Using Temperature Range: | -40℃ ~ +115℃ |
| Screw Torque Value: | 8.8 Lb-In. |
| Suitable Electric Wire: | 22 ~ 10AWG |
| 1)Molded Parts: | Thermoplastic UL94V-0 Black |
| 2)Terminal: | Brass 0.8t Tin Plated |
| 3)Terminal Screw: | Steel M3.5 Ni Plated |
| Approval: | cRUus |

## YK - 514 PITCH-9.50mm



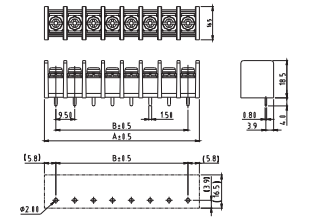

| Materials Electrical | |
|---|---|
| Rated: | 300V 30A |
| Insulation Withstands Voltage: | AC2000V/min |
| Insulation Resistance: | 1000MΩ or More at DC500V |
| Using Temperature Range: | -40℃ ~ +115℃ |
| Screw Torque Value: | 8.8 Lb-In. |
| Suitable Electric Wire: | 22 ~ 14AWG |
| 1)Molded Parts: | Thermoplastic UL94V-0 Black |
| 2)Terminal: | Brass 0.8t Tin Plated |
| 3)Terminal Screw: | Steel M3.5 Ni Plated |
| Approval: | cRUus |

## YK - 515 PITCH-9.50mm



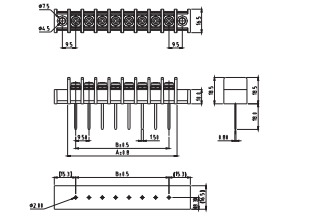

| Materials Electrical | |
|---|---|
| Rated: | 300V 30A |
| Insulation Withstands Voltage: | AC2000V/min |
| Insulation Resistance: | 1000MΩ or More at DC500V |
| Using Temperature Range: | -40℃ ~ +115℃ |
| Screw Torque Value: | 8.8 Lb-In. |
| Suitable Electric Wire: | 22 ~ 14AWG |
| 1)Molded Parts: | Thermoplastic UL94V-0 Black |
| 2)Terminal: | Brass 0.8t Tin Plated |
| 3)Terminal Screw: | Steel M3.5 Ni Plated |
| Approval: | cRUus |

## YK - 516 PITCH-9.50mm



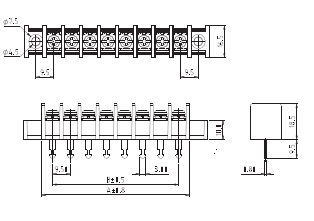

| Materials Electrical | |
|---|---|
| Rated: | 300V 30A |
| Insulation Withstands Voltage: | AC2000V/min |
| Insulation Resistance: | 1000MΩ or More at DC500V |
| Using Temperature Range: | -40℃ ~ +115℃ |
| Screw Torque Value: | 8.8 Lb-In. |
| Suitable Electric Wire: | 22 ~ 14AWG |
| 1)Molded Parts: | Thermoplastic UL94V-0 Black |
| 2)Terminal: | Brass 0.8t Tin Plated |
| 3)Terminal Screw: | Steel M3.5 Ni Plated |
| Approval: | cRUus |

### YK - 51 Series

| POLE | | 2 | 3 | 4 | 5 | 6 | 7 | 8 | 9 | 10 | 11 | 12 | 13 | 14 | 15 | 16 | 17 | 18 | 19 | 20 | 21 | 22 | 23 | 24 | 25 | 26 | 27 | 28 | 29 | 30 |
|---|---|---|---|---|---|---|---|---|---|---|---|---|---|---|---|---|---|---|---|---|---|---|---|---|---|---|---|---|---|---|
| A | | 21.00 | 30.50 | 40.00 | 49.50 | 59.00 | 68.50 | 78.00 | 87.50 | 97.00 | 106.5 | 116.0 | 125.50 | 135.00 | 144.50 | 154.00 | 163.50 | 173.00 | 182.50 | 192.00 | 201.50 | 211.00 | 220.50 | 230.00 | 239.50 | 249.00 | 258.50 | 268.00 | 277.50 | 287.00 |
| B | | 9.50 | 19.00 | 28.50 | 38.00 | 47.50 | 57.00 | 66.50 | 76.00 | 85.50 | 95.00 | 104.5 | 114.0 | 123.50 | 133.00 | 142.50 | 152.00 | 161.50 | 171.00 | 180.50 | 190.00 | 199.50 | 209.00 | 218.50 | 228.00 | 237.50 | 247.00 | 256.50 | 266.00 | 275.50 |

# BARRIER TERMINAL BLOCKS

## YK - 611 PITCH-10.0mm



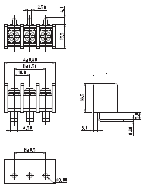

| Materials Electrical | |
|---|---|
| Rated: | 300V 25A |
| Insulation Withstands Voltage: | AC2000V/min |
| Insulation Resistance: | 1000MΩ or More at DC500V |
| Using Temperature Range: | -40℃ ~ +115℃ |
| Screw Torque Value: | 8.8 Lb-In. |
| Suitable Electric Wire: | 22 ~ 12AWG |
| 1)Molded Parts: | Thermoplastic UL94V-0 Black |
| 2)Terminal: | Brass 0.8t Tin Plated |
| 3)Terminal Screw: | Steel M3.5 Ni Plated |
| Approval: | |

## YK - 612 PITCH-10.0mm



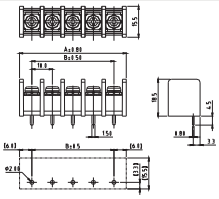

| Materials Electrical | |
|---|---|
| Rated: | 300V 25A |
| Insulation Withstands Voltage: | AC2000V/min |
| Insulation Resistance: | 1000MΩ or More at DC500V |
| Using Temperature Range: | -40℃ ~ +115℃ |
| Screw Torque Value: | 8.8 Lb-In. |
| Suitable Electric Wire: | 22 ~ 12AWG |
| 1)Molded Parts: | Thermoplastic UL94V-0 Black |
| 2)Terminal: | Brass 0.8t Tin Plated |
| 3)Terminal Screw: | Steel M3.5 Ni Plated |
| Approval: | |

## YK - 613 PITCH-10.0mm



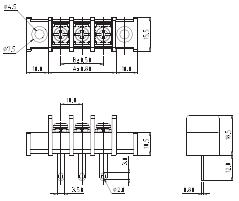

| Materials Electrical | |
|---|---|
| Rated: | 300V 25A |
| Insulation Withstands Voltage: | AC2000V/min |
| Insulation Resistance: | 1000MΩ or More at DC500V |
| Using Temperature Range: | -40℃ ~ +115℃ |
| Screw Torque Value: | 8.8 Lb-In. |
| Suitable Electric Wire: | 22 ~ 12AWG |
| 1)Molded Parts: | Thermoplastic UL94V-0 Black |
| 2)Terminal: | Brass 0.8t Tin Plated |
| 3)Terminal Screw: | Steel M3.5 Ni Plated |
| Approval: | |

## YK - 614 PITCH-10.0mm



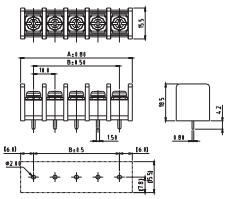

| Materials Electrical | |
|---|---|
| Rated: | 300V 25A |
| Insulation Withstands Voltage: | AC2000V/min |
| Insulation Resistance: | 1000MΩ or More at DC500V |
| Using Temperature Range: | -40℃ ~ +115℃ |
| Screw Torque Value: | 8.8 Lb-In. |
| Suitable Electric Wire: | 22 ~ 12AWG |
| 1)Molded Parts: | Thermoplastic UL94V-0 Black |
| 2)Terminal: | Brass 0.8t Tin Plated |
| 3)Terminal Screw: | Steel M3.5 Ni Plated |
| Approval: | |

## YK - 615 PITCH-10.0mm



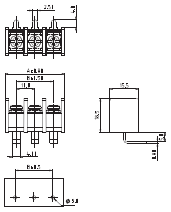

| Materials Electrical | |
|---|---|
| Rated: | 300V 25A |
| Insulation Withstands Voltage: | AC2000V/min |
| Insulation Resistance: | 1000MΩ or More at DC500V |
| Using Temperature Range: | -40℃ ~ +115℃ |
| Screw Torque Value: | 8.8 Lb-In. |
| Suitable Electric Wire: | 22 ~ 12AWG |
| 1)Molded Parts: | Thermoplastic UL94V-0 Black |
| 2)Terminal: | Brass 0.8t Tin Plated |
| 3)Terminal Screw: | Steel M3.5 Ni Plated |
| Approval: | |

## YK - 616 PITCH-10.0mm



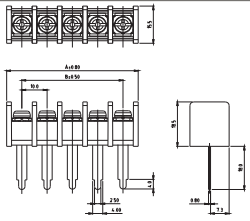

| Materials Electrical | |
|---|---|
| Rated: | 300V 25A |
| Insulation Withstands Voltage: | AC2000V/min |
| Insulation Resistance: | 1000MΩ or More at DC500V |
| Using Temperature Range: | -40℃ ~ +115℃ |
| Screw Torque Value: | 8.8 Lb-In. |
| Suitable Electric Wire: | 22 ~ 12AWG |
| 1)Molded Parts: | Thermoplastic UL94V-0 Black |
| 2)Terminal: | Brass 0.8t Tin Plated |
| 3)Terminal Screw: | Steel M3.5 Ni Plated |
| Approval: | |

### YK - 61 Series

| POLE | | 2 | 3 | 4 | 5 | 6 | 7 | 8 | 9 | 10 | 11 | 12 | 13 | 14 | 15 | 16 | 17 | 18 | 19 | 20 | 21 | 22 | 23 | 24 | 25 | 26 | 27 | 28 | 29 | 30 |
|---|---|---|---|---|---|---|---|---|---|---|---|---|---|---|---|---|---|---|---|---|---|---|---|---|---|---|---|---|---|---|
| A | | 22.0 | 32.0 | 42.0 | 52.0 | 62.0 | 72.0 | 82.0 | 92.0 | 102.0 | 112.0 | 122.0 | 132.0 | 142.0 | 152.0 | 162.0 | 172.0 | 182.0 | 192.0 | 202.0 | 212.0 | 222.0 | 232.0 | 242.0 | 252.0 | 262.0 | 272.0 | 282.0 | 292.0 | 302.0 |
| B | | 10.0 | 20.0 | 30.0 | 40.0 | 50.0 | 60.0 | 70.0 | 80.0 | 90.0 | 100.0 | 110.0 | 120.0 | 130.0 | 140.0 | 150.0 | 160.0 | 170.0 | 180.0 | 190.0 | 200.0 | 210.0 | 220.0 | 230.0 | 240.0 | 250.0 | 260.0 | 270.0 | 280.0 | 290.0 |

For more information,
please contact: Communications@fci.com
or visit us at www.fci.com/terminalblocks

**Disclaimer**
Please note that the above information is subject to change without notice.

# BARRIER TERMINAL BLOCKS

YK - 61A

PITCH-10.0mm



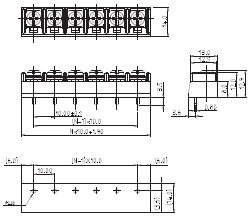

| Materials Electrical | |
|---|---|
| Rated: | 300V 20A |
| Insulation Withstands Voltage: | AC2000V/min |
| Insulation Resistance: | 1000MΩ or More at DC500V |
| Using Temperature Range: | -40℃ ~ +115℃ |
| Screw Torque Value: | 12.0 Lb-In. |
| Suitable Electric Wire: | 22 ~ 12AWG |
| 1)Molded Parts: | Thermoplastic UL94V-0 Black |
| 2)Terminal: | Brass 0.8t Tin Plated |
| 3)Terminal Screw: | Steel M3.5 Ni Plated |
| Approval: | |

P = Number of poles (2p~30p)

| | |
|---|---|
| Dim A | N*10.0+1.90 |
| Dim B | (N-1)*10.0 |

## PART NUMBERS

YK | XX Series No | X Changable code | XX Number of contacts | X Cover & Flange | X Screw & Contacts plating | X Body logo | X X X

- XX Series No: 21 Series; 31 Series; 32 Series; 41 Series; 42 Series; 51 Series; 61 Series; .....
- X Changable code: 1; 2; 3; 4; 5; ...; A; B; C; ...
- XX Number of contacts: 02; 03; 04; ...; 10; 11; 12; ...; 20; ...; 30; ...
- X Cover & Flange: 0 W/O Flange & W/O cover; 3 With Flange & W/O cover
- X Screw & Contacts plating: 0 Screw & Contacts plating G/F; 1 Screw plating Ni & contacts plating G/F; 2 Screw plating G/F & contacts plating Sn; 3 Screw plating Ni & contacts plating Sn (standard)
- X Body logo: 0 "@" logo (standard)
- X: Customer's special requirements "J1~JZ"; J0 Standard
- X: G RoHS compliant (lead<4%) In copper Alloy; H RoHS compliant (lead<1000ppm) In copper Alloy

# BARRIER TERMINAL BLOCKS

## YK - 111 PITCH-11.0mm



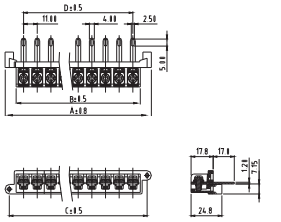

| Materials Electrical | |
|---|---|
| Rated: | 300V 20A |
| Insulation Withstands Voltage: | AC2000V/min |
| Insulation Resistance: | 1000MΩ or More at DC500V |
| Using Temperature Range: | -40℃ ~ +115℃ |
| Screw Torque Value: | 11.0 Lb-In. |
| Suitable Electric Wire: | 22 ~ 12AWG |
| 1)Molded Parts: | Thermoplastic UL94V-0 Black |
| 2)Terminal: | Brass 1.2t Tin Plated |
| 3)Terminal Screw: | Steel M4.0 Ni Plated |
| Approval: | |

N = Number of poles (2p~30p)

| | |
|---|---|
| Dim A | (N+1)*11.0+8.0 |
| Dim B | N*11.0+0.2 |
| Dim C | (N+1)*11.0+1.0 |
| Dim D | (N-1)*11.0 |

## YK - 112 PITCH-11.0mm



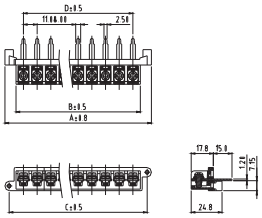

| Materials Electrical | |
|---|---|
| Rated: | 300V 20A |
| Insulation Withstands Voltage: | AC2000V/min |
| Insulation Resistance: | 1000MΩ or More at DC500V |
| Using Temperature Range: | -40℃ ~ +115℃ |
| Screw Torque Value: | 11.0 Lb-In. |
| Suitable Electric Wire: | 22 ~ 12AWG |
| 1)Molded Parts: | Thermoplastic UL94V-0 Black |
| 2)Terminal: | Brass 1.2t Tin Plated |
| 3)Terminal Screw: | Steel M4.0 Ni Plated |
| Approval: | |

N = Number of poles (2p~30p)

| | |
|---|---|
| Dim A | (N+1)*11.0+8.0 |
| Dim B | N*11.0+0.2 |
| Dim C | (N+1)*11.0+1.0 |
| Dim D | (N-1)*11.0 |

## YK - 113 PITCH-11.0mm



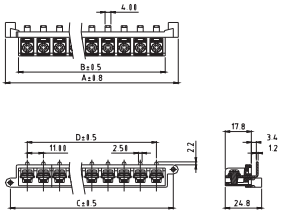

| Materials Electrical | |
|---|---|
| Rated: | 300V 20A |
| Insulation Withstands Voltage: | AC2000V/min |
| Insulation Resistance: | 1000MΩ or More at DC500V |
| Using Temperature Range: | -40℃ ~ +115℃ |
| Screw Torque Value: | 11.0 Lb-In. |
| Suitable Electric Wire: | 22 ~ 12AWG |
| 1)Molded Parts: | Thermoplastic UL94V-0 Black |
| 2)Terminal: | Brass 1.2t Tin Plated |
| 3)Terminal Screw: | Steel M4.0 Ni Plated |
| Approval: | |

N = Number of poles (2p~30p)

| | |
|---|---|
| Dim A | (N+1)*11.0+8.0 |
| Dim B | N*11.0+0.2 |
| Dim C | (N+1)*11.0+1.0 |
| Dim D | (N-1)*11.0 |

## YK - 114 PITCH-11.0mm



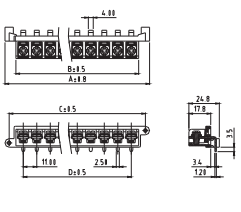

| Materials Electrical | |
|---|---|
| Rated: | 300V 20A |
| Insulation Withstands Voltage: | AC2000V/min |
| Insulation Resistance: | 1000MΩ or More at DC500V |
| Using Temperature Range: | -40℃ ~ +115℃ |
| Screw Torque Value: | 11.0 Lb-In. |
| Suitable Electric Wire: | 22 ~ 12AWG |
| 1)Molded Parts: | Thermoplastic UL94V-0 Black |
| 2)Terminal: | Brass 1.2t Tin Plated |
| 3)Terminal Screw: | Steel M4.0 Ni Plated |
| Approval: | |

N = Number of poles (2p~30p)

| | |
|---|---|
| Dim A | (N+1)*11.0+8.0 |
| Dim B | N*11.0+0.2 |
| Dim C | (N+1)*11.0+1.0 |
| Dim D | (N-1)*11.0 |

## YK - 11E 3P PITCH-15.0mm



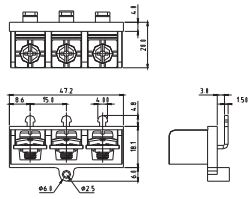

| Materials Electrical | |
|---|---|
| Rated: | 150V 20A |
| Insulation Withstands Voltage: | AC2000V/min |
| Insulation Resistance: | 1000MΩ or More at DC500V |
| Using Temperature Range: | -40℃ ~ +115℃ |
| Screw Torque Value: | 8.7 Lb-In. |
| Suitable Electric Wire: | 22 ~ 12AWG |
| 1)Molded Parts: | Thermoplastic UL94V-0 Black |
| 2)Terminal: | Brass 1.5t Tin Plated |
| 3)Terminal Screw: | Steel M5.0 Ni Plated |
| Approval: | |

## YK - 11E 4P PITCH-11.0mm



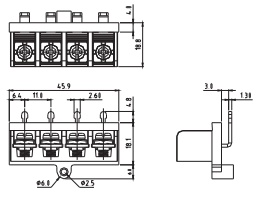

| Materials Electrical | |
|---|---|
| Rated: | 150V 20A |
| Insulation Withstands Voltage: | AC2000V/min |
| Insulation Resistance: | 1000MΩ or More at DC500V |
| Using Temperature Range: | -40℃ ~ +115℃ |
| Screw Torque Value: | 8.7 Lb-In. |
| Suitable Electric Wire: | 22 ~ 12AWG |
| 1)Molded Parts: | Thermoplastic UL94V-0 Black |
| 2)Terminal: | Brass 1.3t Tin Plated |
| 3)Terminal Screw: | Steel M5.0 Ni Plated |
| Approval: | |

For more information,
please contact: Communications@fci.com
or visit us at www.fci.com/terminalblocks

**Disclaimer**
Please note that the above information is subject to change without notice.

# BARRIER TERMINAL BLOCKS

YK - 221 PITCH-6.35mm



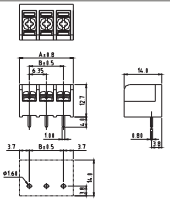

| Materials Electrical | |
|---|---|
| Rated: | 250V 10A |
| Insulation Withstands Voltage: | AC2000V/min |
| Insulation Resistance: | 1000MΩ or More at DC500V |
| Using Temperature Range: | -40℃ ~ +115℃ |
| Screw Torque Value: | 5.3 Lb-In. |
| Suitable Electric Wire: | 22 ~ 18AWG/22 - 18AWG |
| 1)Molded Parts: | Thermoplastic UL94V-0 Black |
| 2)Terminal: | Brass 0.8t Tin Plated |
| 3)Terminal Screw: | Steel M3.0 Ni Plated |
| Approval: | |

YK - 222 PITCH-6.35mm



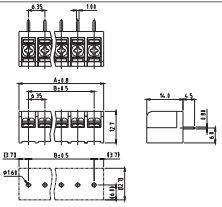

| Materials Electrical | |
|---|---|
| Rated: | 250V 10A |
| Insulation Withstands Voltage: | AC2000V/min |
| Insulation Resistance: | 1000MΩ or More at DC500V |
| Using Temperature Range: | -40℃ ~ +115℃ |
| Screw Torque Value: | 5.3 Lb-In. |
| Suitable Electric Wire: | 22 ~ 18AWG/22 - 18AWG |
| 1)Molded Parts: | Thermoplastic UL94V-0 Black |
| 2)Terminal: | Brass 0.8t Tin Plated |
| 3)Terminal Screw: | Steel M3.0 Ni Plated |
| Approval: | |

YK - 223 PITCH-6.35mm



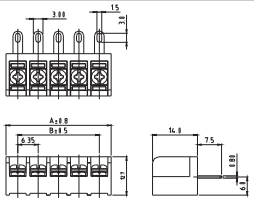

| Materials Electrical | |
|---|---|
| Rated: | 250V 10A |
| Insulation Withstands Voltage: | AC2000V/min |
| Insulation Resistance: | 1000MΩ or More at DC500V |
| Using Temperature Range: | -40℃ ~ +115℃ |
| Screw Torque Value: | 5.3 Lb-In. |
| Suitable Electric Wire: | 22 ~ 18AWG/22 - 18AWG |
| 1)Molded Parts: | Thermoplastic UL94V-0 Black |
| 2)Terminal: | Brass 0.8t Tin Plated |
| 3)Terminal Screw: | Steel M3.0 Ni Plated |
| Approval: | |

YK - 224 PITCH-6.35mm



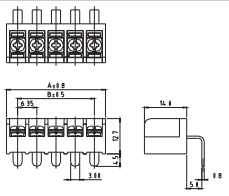

| Materials Electrical | |
|---|---|
| Rated: | 250V 10A |
| Insulation Withstands Voltage: | AC2000V/min |
| Insulation Resistance: | 1000MΩ or More at DC500V |
| Using Temperature Range: | -40℃ ~ +115℃ |
| Screw Torque Value: | 5.3 Lb-In. |
| Suitable Electric Wire: | 22 ~ 18AWG/22 - 18AWG |
| 1)Molded Parts: | Thermoplastic UL94V-0 Black |
| 2)Terminal: | Brass 0.8t Tin Plated |
| 3)Terminal Screw: | Steel M3.0 Ni Plated |
| Approval: | |

**YK - 22 Series**

| POLE | | 2 | 3 | 4 | 5 | 6 | 7 | 8 | 9 | 10 | 11 | 12 | 13 | 14 | 15 | 16 | 17 | 18 | 19 | 20 | 21 | 22 | 23 | 24 | 25 | 26 | 27 | 28 | 29 | 30 |
|---|---|---|---|---|---|---|---|---|---|---|---|---|---|---|---|---|---|---|---|---|---|---|---|---|---|---|---|---|---|---|
| A | | 13.70 | 20.05 | 26.40 | 32.75 | 39.10 | 45.45 | 51.80 | 58.15 | 64.50 | 70.85 | 77.20 | 83.55 | 89.90 | 96.25 | 102.60 | 108.95 | 115.30 | 121.65 | 128.00 | 134.35 | 140.7 | 147.05 | 153.4 | 159.75 | 166.1 | 172.45 | 178.8 | 185.15 | 191.5 |
| B | | 6.35 | 12.70 | 19.05 | 25.40 | 31.75 | 38.10 | 44.45 | 50.80 | 57.15 | 63.50 | 69.85 | 76.20 | 82.55 | 88.90 | 95.25 | 101.60 | 107.95 | 114.30 | 120.65 | 127.0 | 133.35 | 139.70 | 146.05 | 152.40 | 158.75 | 165.10 | 171.45 | 177.80 | 184.15 |

# BARRIER TERMINAL BLOCKS

## YK - 331 PITCH-8.25mm



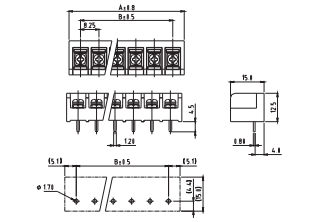

| Materials Electrical | |
|---|---|
| Rated: | 300V 20A |
| Insulation Withstands Voltage: | AC2000V/min |
| Insulation Resistance: | 1000MΩ or More at DC500V |
| Using Temperature Range: | -40℃ ~ +115℃ |
| Screw Torque Value: | 8.8 Lb-In. |
| Suitable Electric Wire: | 22 ~ 12AWG/22 - 12AWG |
| 1)Molded Parts: | Thermoplastic UL94V-0 Black |
| 2)Terminal: | Brass 0.8t Tin Plated |
| 3)Terminal Screw: | Steel M3.0 Ni Plated |
| Approval: | |

## YK - 332 PITCH-8.25mm



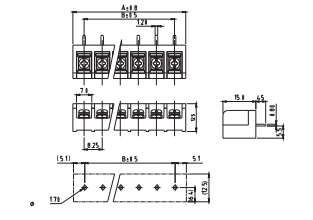

| Materials Electrical | |
|---|---|
| Rated: | 300V 20A |
| Insulation Withstands Voltage: | AC2000V/min |
| Insulation Resistance: | 1000MΩ or More at DC500V |
| Using Temperature Range: | -40℃ ~ +115℃ |
| Screw Torque Value: | 8.8 Lb-In. |
| Suitable Electric Wire: | 22 ~ 12AWG/22 - 12AWG |
| 1)Molded Parts: | Thermoplastic UL94V-0 Black |
| 2)Terminal: | Brass 0.8t Tin Plated |
| 3)Terminal Screw: | Steel M3.0 Ni Plated |
| Approval: | |

## YK - 333 PITCH-8.25mm



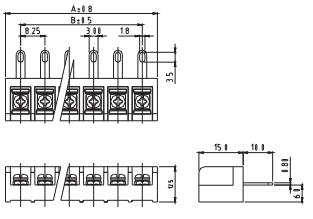

| Materials Electrical | |
|---|---|
| Rated: | 300V 20A |
| Insulation Withstands Voltage: | AC2000V/min |
| Insulation Resistance: | 1000MΩ or More at DC500V |
| Using Temperature Range: | -40℃ ~ +115℃ |
| Screw Torque Value: | 8.8 Lb-In. |
| Suitable Electric Wire: | 22 ~ 12AWG/22 - 12AWG |
| 1)Molded Parts: | Thermoplastic UL94V-0 Black |
| 2)Terminal: | Brass 0.8t Tin Plated |
| 3)Terminal Screw: | Steel M3.0 Ni Plated |
| Approval: | |

## YK - 334 PITCH-8.25mm



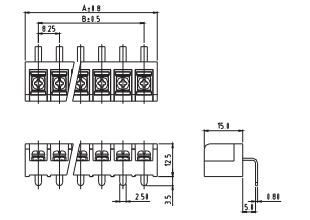

| Materials Electrical | |
|---|---|
| Rated: | 300V 20A |
| Insulation Withstands Voltage: | AC2000V/min |
| Insulation Resistance: | 1000MΩ or More at DC500V |
| Using Temperature Range: | -40℃ ~ +115℃ |
| Screw Torque Value: | 8.8 Lb-In. |
| Suitable Electric Wire: | 22 ~ 12AWG/22 - 12AWG |
| 1)Molded Parts: | Thermoplastic UL94V-0 Black |
| 2)Terminal: | Brass 0.8t Tin Plated |
| 3)Terminal Screw: | Steel M3.0 Ni Plated |
| Approval: | |

## YK - 335 PITCH-8.25mm



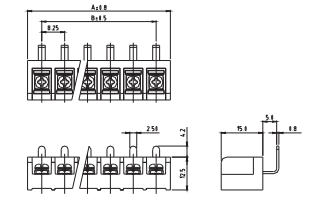

| Materials Electrical | |
|---|---|
| Rated: | 300V 20A |
| Insulation Withstands Voltage: | AC2000V/min |
| Insulation Resistance: | 1000MΩ or More at DC500V |
| Using Temperature Range: | -40℃ ~ +115℃ |
| Screw Torque Value: | 8.8 Lb-In. |
| Suitable Electric Wire: | 22 ~ 12AWG/22 - 12AWG |
| 1)Molded Parts: | Thermoplastic UL94V-0 Black |
| 2)Terminal: | Brass 0.8t Tin Plated |
| 3)Terminal Screw: | Steel M3.0 Ni Plated |
| Approval: | |

### YK - 33 Series

| POLE | | 2 | 3 | 4 | 5 | 6 | 7 | 8 | 9 | 10 | 11 | 12 | 13 | 14 | 15 | 16 | 17 | 18 | 19 | 20 | 21 | 22 | 23 | 24 | 25 | 26 | 27 | 28 | 29 | 30 |
|---|---|---|---|---|---|---|---|---|---|---|---|---|---|---|---|---|---|---|---|---|---|---|---|---|---|---|---|---|---|---|
| A | | 18.50 | 26.75 | 35.00 | 43.25 | 51.50 | 59.75 | 68.00 | 76.25 | 84.50 | 92.75 | 101.00 | 109.25 | 117.25 | 125.75 | 134.25 | 142.25 | 150.50 | 158.75 | 167.00 | 175.25 | 183.50 | 191.75 | 200.00 | 208.25 | 216.50 | 224.75 | 233.00 | 241.25 | 249.25 |
| B | | 8.25 | 16.50 | 24.75 | 33.00 | 41.25 | 49.50 | 57.75 | 66.00 | 74.25 | 82.50 | 90.75 | 99.00 | 107.25 | 115.50 | 123.75 | 132.00 | 140.25 | 148.50 | 156.75 | 165.0 | 173.25 | 181.50 | 189.75 | 198.00 | 206.25 | 214.5 | 222.75 | 231.0 | 239.25 |

For more information,
please contact: Communications@fci.com
or visit us at www.fci.com/terminalblocks

**Disclaimer**
Please note that the above information is subject to change without notice.

# BARRIER TERMINAL BLOCKS

## YK - 441 PITCH-9.50mm



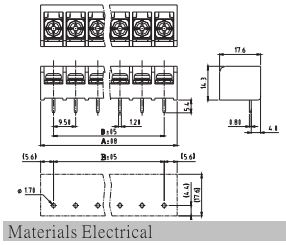

| Materials Electrical | |
|---|---|
| Rated: | 300V 30A/300V 25A |
| Insulation Withstands Voltage: | AC2000V/min |
| Insulation Resistance: | 1000MΩ or More at DC500V |
| Using Temperature Range: | -40℃ ~ +115℃ |
| Screw Torque Value: | 10.54 Lb-In. |
| Suitable Electric Wire: | 22 ~ 10AWG/22 - 14AWG |
| 1)Molded Parts: | Thermoplastic UL94V-0 Black |
| 2)Terminal: | Brass 0.8t Tin Plated |
| 3)Terminal Screw: | Steel M3.5 Ni Plated |
| Approval: | |

## YK - 442 PITCH-9.50mm



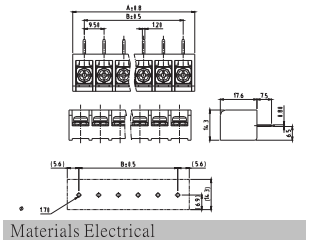

| Materials Electrical | |
|---|---|
| Rated: | 300V 30A/300V 25A |
| Insulation Withstands Voltage: | AC2000V/min |
| Insulation Resistance: | 1000MΩ or More at DC500V |
| Using Temperature Range: | -40℃ ~ +115℃ |
| Screw Torque Value: | 10.54 Lb-In. |
| Suitable Electric Wire: | 22 ~ 10AWG/22 - 14AWG |
| 1)Molded Parts: | Thermoplastic UL94V-0 Black |
| 2)Terminal: | Brass 0.8t Tin Plated |
| 3)Terminal Screw: | Steel M3.5 Ni Plated |
| Approval: | |

## YK - 443 PITCH-9.50mm



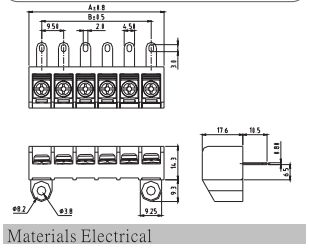

| Materials Electrical | |
|---|---|
| Rated: | 300V 30A/300V 25A |
| Insulation Withstands Voltage: | AC2000V/min |
| Insulation Resistance: | 1000MΩ or More at DC500V |
| Using Temperature Range: | -40℃ ~ +115℃ |
| Screw Torque Value: | 10.54 Lb-In. |
| Suitable Electric Wire: | 22 ~ 10AWG/22 - 14AWG |
| 1)Molded Parts: | Thermoplastic UL94V-0 Black |
| 2)Terminal: | Brass 0.8t Tin Plated |
| 3)Terminal Screw: | Steel M3.5 Ni Plated |
| Approval: | |

## YK - 444 PITCH-9.50mm



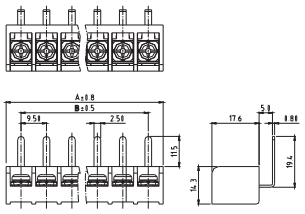

| Materials Electrical | |
|---|---|
| Rated: | 300V 30A/300V 25A |
| Insulation Withstands Voltage: | AC2000V/min |
| Insulation Resistance: | 1000MΩ or More at DC500V |
| Using Temperature Range: | -40℃ ~ +115℃ |
| Screw Torque Value: | 10.54 Lb-In. |
| Suitable Electric Wire: | 22 ~ 10AWG/22 - 14AWG |
| 1)Molded Parts: | Thermoplastic UL94V-0 Black |
| 2)Terminal: | Brass 0.8t Tin Plated |
| 3)Terminal Screw: | Steel M3.5 Ni Plated |
| Approval: | |

## YK - 445 PITCH-9.50mm



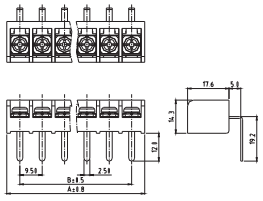

| Materials Electrical | |
|---|---|
| Rated: | 300V 30A/300V 25A |
| Insulation Withstands Voltage: | AC2000V/min |
| Insulation Resistance: | 1000MΩ or More at DC500V |
| Using Temperature Range: | -40℃ ~ +115℃ |
| Screw Torque Value: | 10.54 Lb-In. |
| Suitable Electric Wire: | 22 ~ 10AWG/22 - 14AWG |
| 1)Molded Parts: | Thermoplastic UL94V-0 Black |
| 2)Terminal: | Brass 0.8t Tin Plated |
| 3)Terminal Screw: | Steel M3.5 Ni Plated |
| Approval: | |

## YK - 446 PITCH-9.50mm



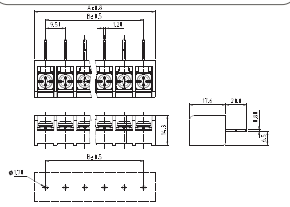

| Materials Electrical | |
|---|---|
| Rated: | 300V 30A/300V 25A |
| Insulation Withstands Voltage: | AC2000V/min |
| Insulation Resistance: | 1000MΩ or More at DC500V |
| Using Temperature Range: | -40℃ ~ +115℃ |
| Screw Torque Value: | 10.54 Lb-In. |
| Suitable Electric Wire: | 22 ~ 10AWG/22 - 14AWG |
| 1)Molded Parts: | Thermoplastic UL94V-0 Black |
| 2)Terminal: | Brass 0.8t Tin Plated |
| 3)Terminal Screw: | Steel M3.5 Ni Plated |
| Approval: | |

## YK - 447 PITCH-9.50mm



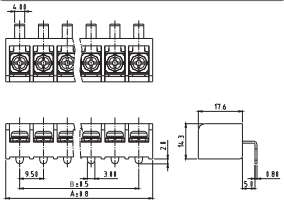

| Materials Electrical | |
|---|---|
| Rated: | 300V 30A/300V 25A |
| Insulation Withstands Voltage: | AC2000V/min |
| Insulation Resistance: | 1000MΩ or More at DC500V |
| Using Temperature Range: | -40℃ ~ +115℃ |
| Screw Torque Value: | 10.54 Lb-In. |
| Suitable Electric Wire: | 22 ~ 10AWG/22 - 14AWG |
| 1)Molded Parts: | Thermoplastic UL94V-0 Black |
| 2)Terminal: | Brass 0.8t Tin Plated |
| 3)Terminal Screw: | Steel M3.5 Ni Plated |
| Approval: | |

## YK - 44A PITCH-9.50mm



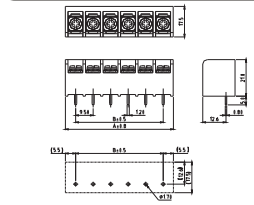

| Materials Electrical | |
|---|---|
| Rated: | 300V 30A |
| Insulation Withstands Voltage: | AC2000V/min |
| Insulation Resistance: | 1000MΩ or More at DC500V |
| Using Temperature Range: | -40℃ ~ +115℃ |
| Screw Torque Value: | 10.54 Lb-In. |
| Suitable Electric Wire: | 22 ~ 14AWG |
| 1)Molded Parts: | Thermoplastic UL94V-0 Black |
| 2)Terminal: | Brass 0.8t Tin Plated |
| 3)Terminal Screw: | Steel M3.5 Ni Plated |
| Approval: | ( )pending |

### YK - 44 Series

| POLE | | 2 | 3 | 4 | 5 | 6 | 7 | 8 | 9 | 10 | 11 | 12 | 13 | 14 | 15 | 16 | 17 | 18 | 19 | 20 | 21 | 22 | 23 | 24 | 25 | 26 | 27 | 28 | 29 | 30 |
|---|---|---|---|---|---|---|---|---|---|---|---|---|---|---|---|---|---|---|---|---|---|---|---|---|---|---|---|---|---|---|
| A | | 20.50 | 30.00 | 39.50 | 49.00 | 58.50 | 68.00 | 77.50 | 87.00 | 96.50 | 106.0 | 115.5 | 125.00 | 134.50 | 144.00 | 153.50 | 163.00 | 172.50 | 182.00 | 191.50 | 201.00 | 210.50 | 220.00 | 229.50 | 239.00 | 248.50 | 258.00 | 267.50 | 277.00 | 286.50 |
| B | | 9.50 | 19.00 | 28.50 | 38.00 | 47.50 | 57.00 | 66.50 | 76.00 | 85.50 | 95.00 | 104.5 | 114.0 | 123.50 | 133.00 | 142.50 | 152.00 | 161.50 | 171.00 | 180.50 | 190.00 | 199.50 | 209.00 | 218.50 | 228.00 | 237.50 | 247.00 | 256.50 | 266.00 | 275.50 |

# BARRIER TERMINAL BLOCKS

## YK - 551 PITCH-11.0mm



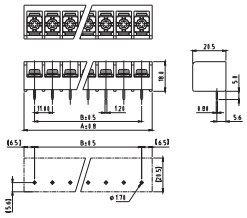

| Materials Electrical | |
|---|---|
| Rated: | 300V 30A |
| Insulation Withstands Voltage: | AC2000V/min |
| Insulation Resistance: | 1000MΩ or More at DC500V |
| Using Temperature Range: | -40℃ ~ +115℃ |
| Screw Torque Value: | 9.5 Lb-In. |
| Suitable Electric Wire: | 22 ~ 10AWG |
| 1)Molded Parts: | Thermoplastic UL94V-0 Black |
| 2)Terminal: | Brass 0.8t Tin Plated |
| 3)Terminal Screw: | Steel M4.0 Ni Plated |
| Approval: | |

## YK - 552 PITCH-11.0mm



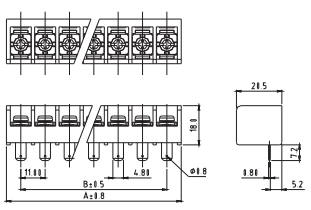

| Materials Electrical | |
|---|---|
| Rated: | 300V 30A |
| Insulation Withstands Voltage: | AC2000V/min |
| Insulation Resistance: | 1000MΩ or More at DC500V |
| Using Temperature Range: | -40℃ ~ +115℃ |
| Screw Torque Value: | 9.5 Lb-In. |
| Suitable Electric Wire: | 22 ~ 10AWG |
| 1)Molded Parts: | Thermoplastic UL94V-0 Black |
| 2)Terminal: | Brass 0.8t Tin Plated |
| 3)Terminal Screw: | Steel M4.0 Ni Plated |
| Approval: | |

## YK - 553 PITCH-11.0mm



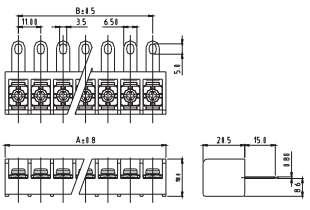

| Materials Electrical | |
|---|---|
| Rated: | 300V 30A |
| Insulation Withstands Voltage: | AC2000V/min |
| Insulation Resistance: | 1000MΩ or More at DC500V |
| Using Temperature Range: | -40℃ ~ +115℃ |
| Screw Torque Value: | 9.5 Lb-In. |
| Suitable Electric Wire: | 22 ~ 10AWG |
| 1)Molded Parts: | Thermoplastic UL94V-0 Black |
| 2)Terminal: | Brass 0.8t Tin Plated |
| 3)Terminal Screw: | Steel M4.0 Ni Plated |
| Approval: | |

## YK - 554 PITCH-11.0mm



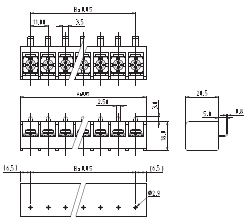

| Materials Electrical | |
|---|---|
| Rated: | 300V 30A |
| Insulation Withstands Voltage: | AC2000V/min |
| Insulation Resistance: | 1000MΩ or More at DC500V |
| Using Temperature Range: | -40℃ ~ +115℃ |
| Screw Torque Value: | 9.5 Lb-In. |
| Suitable Electric Wire: | 22 ~ 10AWG |
| 1)Molded Parts: | Thermoplastic UL94V-0 Black |
| 2)Terminal: | Brass 0.8t Tin Plated |
| 3)Terminal Screw: | Steel M4.0 Ni Plated |
| Approval: | |

## YK - 555 PITCH-11.0mm



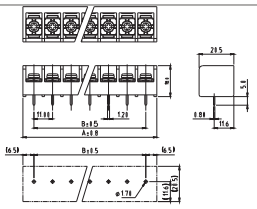

| Materials Electrical | |
|---|---|
| Rated: | 300V 30A |
| Insulation Withstands Voltage: | AC2000V/min |
| Insulation Resistance: | 1000MΩ or More at DC500V |
| Using Temperature Range: | -40℃ ~ +115℃ |
| Screw Torque Value: | 9.5 Lb-In. |
| Suitable Electric Wire: | 12 ~ 22AWG |
| 1)Molded Parts: | Thermoplastic UL94V-0 Black |
| 2)Terminal: | Brass 0.8t Tin Plated |
| 3)Terminal Screw: | Steel M4.0 Ni Plated |
| Approval: | |

### YK - 55 Series

| POLE | | 2 | 3 | 4 | 5 | 6 | 7 | 8 | 9 | 10 | 11 | 12 | 13 | 14 | 15 | 16 | 17 | 18 | 19 | 20 | 21 | 22 | 23 | 24 | 25 | 26 | 27 | 28 | 29 | 30 |
|---|---|---|---|---|---|---|---|---|---|---|---|---|---|---|---|---|---|---|---|---|---|---|---|---|---|---|---|---|---|---|
| A | | 24.00 | 35.00 | 46.00 | 57.00 | 68.00 | 79.00 | 90.00 | 101.00 | 112.0 | 123.0 | 134.0 | 145.0 | 156.0 | 167.0 | 178.0 | 189.0 | 200.0 | 211.0 | 222.0 | | | | | | | | | | |
| B | | 11.00 | 22.00 | 33.00 | 44.00 | 55.00 | 66.00 | 77.00 | 88.00 | 99.00 | 110.0 | 121.0 | 132.0 | 143.0 | 154.0 | 165.0 | 176.0 | 187.0 | 198.0 | 209.0 | | | | | | | | | | |

For more information,
please contact: Communications@fci.com
or visit us at www.fci.com/terminalblocks

**Disclaimer**
Please note that the above information is subject to change without notice.

# BARRIER TERMINAL BLOCKS

YK - 881(2P - 20P)

**PITCH-12.7mm**



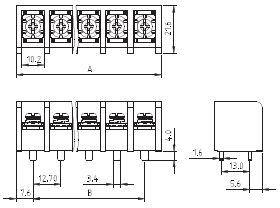

| Materials Electrical | |
|---|---|
| Rated: | 600V 45A |
| Insulation Withstands Voltage: | AC2500V/min |
| Insulation Resistance: | 1000MΩ or More at DC500V |
| Using Temperature Range: | -40℃ ~ +115℃ |
| Screw Torque Value: | 16.0 Lb-In. |
| Suitable Electric Wire: | 18 ~ 8AWG |
| 1)Molded Parts: | Thermoplastic UL94V-0 Black |
| 2)Terminal: | Brass 1.6t Tin Plated |
| 3)Terminal Screw: | Steel M4.0 Ni Plated |
| Approval: | |

P = Number of poles (2p~20p)

| | |
|---|---|
| Dim A | (N-1)*12.7+15.24 |
| Dim B | (N-1)*12.7 |

## PART NUMBERS

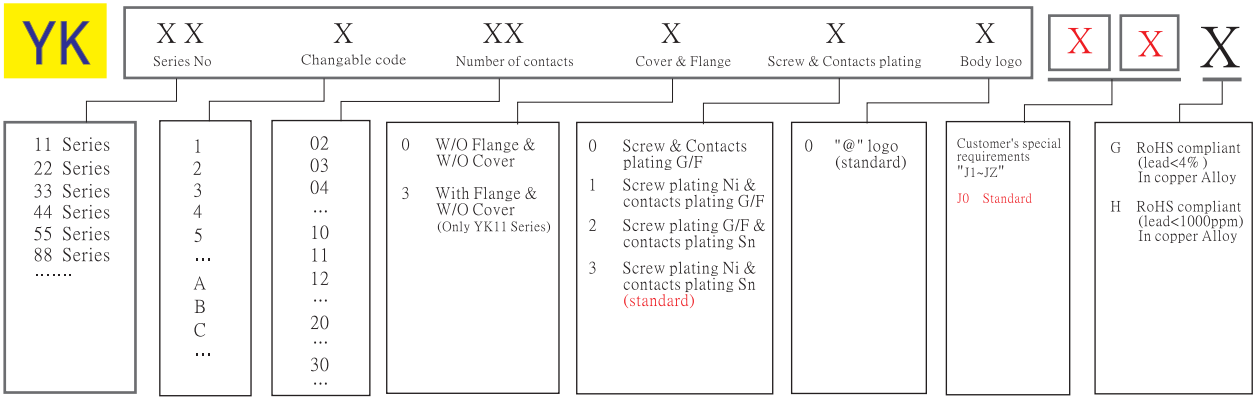

# BARRIER TERMINAL BLOCKS

YK - 66 (2*2P - 2*21P)
PITCH-7.62mm



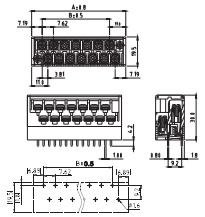

| Materials Electrical | |
|---|---|
| Rated: | 300V 15A |
| Insulation Withstands Voltage: | AC2000V/min |
| Insulation Resistance: | 1000MΩ or More at DC500V |
| Using Temperature Range: | -40℃ ~ +115℃ |
| Screw Torque Value: | 7.0 Lb-In. |
| Suitable Electric Wire: | 22 ~ 12AWG |
| 1)Molded Parts: | Thermoplastic UL94V-0 Black |
| 2)Terminal: | Brass 0.8t Tin Plated |
| 3)Terminal Screw: | Steel M3.0 Ni Plated |
| Approval: | |

P = Number of poles (2*2p~2*21p)

| | |
|---|---|
| Dim A | (P/2-1)*7.62+18.19 |
| Dim B | (P/2-1)*7.62 |

YK - 77 (2*2P - 2*15P)
PITCH-9.52mm



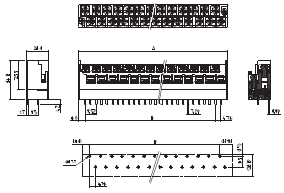

| Materials Electrical | |
|---|---|
| Rated: | 300V 10A |
| Insulation Withstands Voltage: | AC2500V/min |
| Insulation Resistance: | 1000MΩ or More at DC500V |
| Using Temperature Range: | -40℃ ~ +115℃ |
| Screw Torque Value: | 12.0 Lb-In. |
| Suitable Electric Wire: | 20 ~ 14AWG |
| 1)Molded Parts: | Thermoplastic UL94V-0 Black |
| 2)Terminal: | Brass 0.8t Tin Plated |
| 3)Terminal Screw: | Steel M3.5 Ni Plated |
| Approval: | |

P = Number of poles (2*2p~2*15p)

| | |
|---|---|
| Dim A | (P/2-1)*9.525+16.8 |
| Dim B | (P/2-1)*9.525 |

## PART NUMBERS

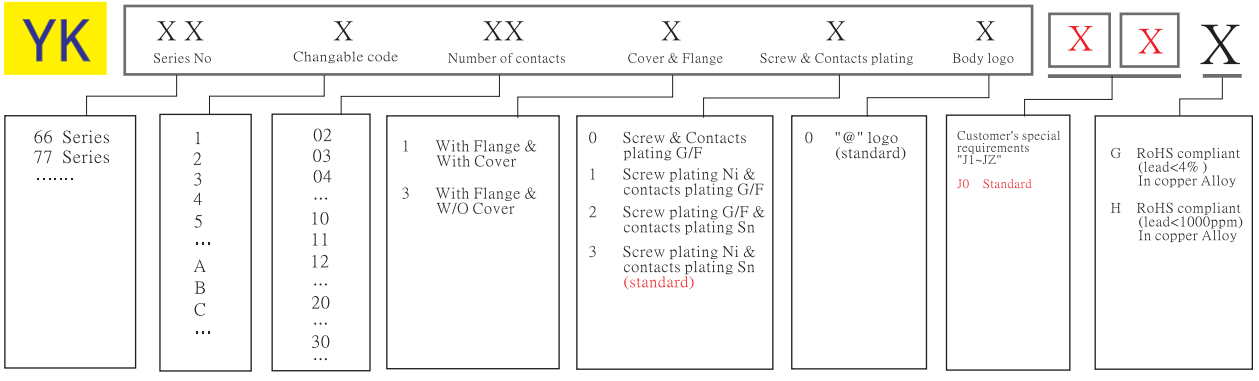


TMBBARRIERTB0214A4

| FCI P/N | DINKLE P/N |
|---|---|
| **Wire Protector System** | |
| TC02236200J0G | ED508V |
| TDXX016100J0G | ED500R |
| T5XX015000J0G | ED350V |
| T3XX045100J0G | DT-126VP |
| T3XX045300J0G | DT-126RP |
| T4XX045000J0G | 166 |
| T4XX245000J0G | 166-..P3 |
| TR01055100J0G | DT-123RA |
| TR01255100J0G | DT-123RA-..P3 |
| KH02055100J0G | DT-2300-02P |
| KH03055100J0G | DT-2300-03P |
| ~ | ~ |
| KH12055100J0G | DT-2300-12P |
| KH02055000J0G | DT-2301-02P |
| KH03055000J0G | DT-2301-03P |
| ~ | ~ |
| KH12055000J0G | DT-2301-12P |
| KH02155100J0G | DT-2320-02P |
| KH03155100J0G | DT-2320-03P |
| ~ | ~ |
| KH12155100J0G | DT-2320-12P |
| KH02155000J0G | DT-2321-02P |
| KH03155000J0G | DT-2321-03P |
| ~ | ~ |
| KH12155000J0G | DT-2321-12P |

| FCI P/N | DINKLE P/N |
|---|---|
| Rising Clamp System | |
| T202015100J0G | EK500A-02P |
| T203015100J0G | EK500A-03P |
| ~ | ~ |
| T224015100J0G | EK500A-24P |
| T202215100J0G | EK508A-02P |
| T203215100J0G | EK508A-03P |
| ~ | ~ |
| T224215100J0G | EK508A-24P |
| TO02015200J0G | ELK500V-02P |
| TO03015200J0G | ELK500V-03P |
| ~ | ~ |
| TO24015200J0G | ELK500V-24P |
| YC02215000J0G | ELK508V-02P |
| YC03215000J0G | ELK508V-03P |
| ~ | ~ |
| YC24215000J0G | ELK508V-24P |
| ED02315000J0G | ESK381V-02P |
| ED03315000J0G | ESK381V-03P |
| ~ | ~ |
| ED24315000J0G | ESK381V-24P |
| YD02015000J0G | EK500V-02p |
| YD03015000J0G | EK500V-03p |
| ~ | ~ |
| YD24015000J0G | EK500V-24p |
| YD02215000J0G | EK508V-02p |
| YD03215000J0G | EK508V-03p |
| ~ | ~ |
| YD24215000J0G | EK508V-24p |
| VJ02015200J0G | EHK500V-02P |
| VJ03015200J0G | EHK500V-03P |
| VJ02015000J0G | EHK500R-02P |
| VJ03015000J0G | EHK500R-03P |
| VJ02215200J0G | EHK508V-02P |
| VJ03215200J0G | EHK508V-03P |
| VJ02215000J0G | EHK508R-02P |
| VJ03215000J0G | EHK508R-03P |
| VJ02415200J0G | EHK750V-02P |
| VJ03415200J0G | EHK750V-03P |
| VJ02615200J0G | EHK762V-02P |
| VJ03615200J0G | EHK762V-03P |
| YE02015000J0G | EEK500V-02P |
| YE03015000J0G | EEK500V-03P |
| ~ | ~ |
| YE24015000J0G | EEK500V-24P |
| YE02215000J0G | EEK508V-02P |
| YE03215000J0G | EEK508V-03P |
| ~ | ~ |
| YE24215000J0G | EEK508V-24P |
| YL04015000J0G | EK500V4R-04P |
| YL04015000J0G | EK500V4R-06P |
| ~ | ~ |
| YL48015000J0G | EK500V4R-48P |
| YL04215000J0G | EK500V4L-04P |
| YL06215000J0G | EK500V4L-06P |
| ~ | ~ |

| FCI P/N | DINKLE P/N |
|---|---|
| Rising Clamp System | |
| YL48215000J0G | EK500V4L-48P |
| YL04415000J0G | EK508V4R-04P |
| YL06415000J0G | EK508V4R-06P |
| ~ | ~ |
| YL48415000J0G | EK508V4R-48P |
| YL04615000J0G | EK508V4L-04P |
| YL06615000J0G | EK508V4L-06P |
| ~ | ~ |
| YL48615000J0G | EK508V4L-48P |
| YO02015000J0G | EK350V-02P |
| YO03015000J0G | EK350V-03P |
| ~ | ~ |
| YO24015000J0G | EK350V-24P |
| YO02215000J0G | EK381V-02P |
| YO03215000J0G | EK381V-03P |
| ~ | ~ |
| YO24215000J0G | EK381V-24P |
| YP02215000J0G | EEK381V-02P |
| YP03215000J0G | EEK381V-03P |
| ~ | ~ |
| YP24215000J0G | EEK381V-24P |
| YP022150A0J0G | EESK381V-02P |
| YP032150A0J0G | EESK381V-03P |
| ~ | ~ |
| YP242150A0J0G | EESK381V-24P |
| YQ04015000J0G | EK350V4R-04P |
| YQ06015000J0G | EK350V4R-06P |
| ~ | ~ |
| YQ48015000J0G | EK350V4R-48P |
| YQ04215000J0G | EK350V4L-04P |
| YQ06215000J0G | EK350V4L-06P |
| ~ | ~ |
| YQ48215000J0G | EK350V4L-48P |
| YQ04415000J0G | EK381V4R-04P |
| YQ06415000J0G | EK381V4R-06P |
| ~ | ~ |
| YQ48415000J0G | EK381V4R-48P |
| YQ04615000J0G | EK381V4L-04P |
| YQ06615000J0G | EK381V4L-06P |
| ~ | ~ |
| YQ48615000J0G | EK381V4L-48P |
| YQ046150A0J0G | ESK381V4L-04P |
| YQ066150A0J0G | ESK381V4L-06P |
| ~ | ~ |
| YQ486150A0J0G | ESK381V4L-48P |
| YA06015100J0G | EK381V3L-06p |
| YA09015100J0G | EK381V3L-09p |
| ~ | |
| YA36015100J0G | EK381V3L-72p |
| YF02015000J0G | E3K500V-02P |
| YF03015000J0G | E3K500V-03P |
| ~ | ~ |
| YF24015000J0G | E3K500V-24P |
| YF02215000J0G | E3K508V-02P |
| YF03215000J0G | E3K508V-03P |

| FCI P/N | DINKLE P/N |
|---|---|
| Rising Clamp System | |
| ~ | ~ |
| YF24215000J0G | E3K508V-24P |
| YM04015000J0G | EK500V2R-04P |
| YM06015000J0G | EK500V2R-06P |
| | ~ |
| YM48015000J0G | EK500V2R-48P |
| YM04215000J0G | EK500V2L-04P |
| YM06215000J0G | EK500V2L-06P |
| ~ | ~ |
| YM48215000J0G | EK500V2L-48P |
| YM04415000J0G | EK508V2R-04P |
| YM06415000J0G | EK508V2R-06P |
| ~ | ~ |
| YM48415000J0G | EK508V2R-48P |
| YM04615000J0G | EK508V2L-04P |
| YM06615000J0G | EK508V2L-06P |
| ~ | ~ |
| YM48615000J0G | EK508V2L-48P |
| YN06015000J0G | EK500V3L-06P |
| YN09015000J0G | EK500V3L-09P |
| ~ | ~ |
| YN72015000J0G | EK500V3L-72P |
| YN06215000J0G | EK508V3L-06P |
| YN09215000J0G | EK508V3L-09P |
| ~ | ~ |
| YN72215000J0G | EK508V3L-72P |
| YH06215100J0G | EHK508V3L-06P |
| YH09215100J0G | EHK508V3L-09P |
| ~ | ~ |
| YH72215100J0G | EHK508V3L-72P |
| VV04015000J0G | EKB635V-04P |
| VV06015000J0G | EKB635V-06P |
| YS04215000J0G | EELK508V-04P |
| YS06215000J0G | EELK508V-06P |
| ~ | ~ |
| YS32215000J0G | EELK508V-32P |
| TV02115000J0G | EK350A-02P |
| TV03115000J0G | EK350A-03P |
| ~ | ~ |
| TV24115000J0G | EK350A-24P |
| TV02315000J0G | EK381A-02P |
| TV03315000J0G | EK381A-03P |
| ~ | ~ |
| TV24315000J0G | EK381A-24P |
| KP02015000J0G | EPK635VS-02P |
| KP03015000J0G | EPK635VS-02P |
| ~ | ~ |
| KP12015000J0G | EPK635VS-12P |
| KP02215000J0G | EPK116VS-02P |
| KP03215000J0G | EPK116VS-03P |
| ~ | ~ |
| KP12215000J0G | EPK116VS-12P |
| T702035000J0G | ESK635V-02P |
| T703035000J0G | ESK635V-03P |
| T702435000J0G | ESK762V-02P |

| FCI P/N | DINKLE P/N |
|---|---|
| Rising Clamp System | |
| YL48215000J0G | EK500V4L-48P |
| YL04415000J0G | EK508V4R-04P |
| YL06415000J0G | EK508V4R-06P |
| ~ | ~ |
| YL48415000J0G | EK508V4R-48P |
| YL04615000J0G | EK508V4L-04P |
| YL06615000J0G | EK508V4L-06P |
| ~ | ~ |
| YL48615000J0G | EK508V4L-48P |
| YO02015000J0G | EK350V-02P |
| YO03015000J0G | EK350V-03P |
| ~ | ~ |
| YO24015000J0G | EK350V-24P |
| YO02215000J0G | EK381V-02P |
| YO03215000J0G | EK381V-03P |
| ~ | ~ |
| YO24215000J0G | EK381V-24P |
| YP02215000J0G | EEK381V-02P |
| YP03215000J0G | EEK381V-03P |
| ~ | ~ |
| YP24215000J0G | EEK381V-24P |
| YP022150A0J0G | EESK381V-02P |
| YP032150A0J0G | EESK381V-03P |
| ~ | ~ |
| YP242150A0J0G | EESK381V-24P |
| YQ04015000J0G | EK350V4R-04P |
| YQ06015000J0G | EK350V4R-06P |
| ~ | ~ |
| YQ48015000J0G | EK350V4R-48P |
| YQ04215000J0G | EK350V4L-04P |
| YQ06215000J0G | EK350V4L-06P |
| ~ | ~ |
| YQ48215000J0G | EK350V4L-48P |
| YQ04415000J0G | EK381V4R-04P |
| YQ06415000J0G | EK381V4R-06P |
| ~ | ~ |
| YQ48415000J0G | EK381V4R-48P |
| YQ04615000J0G | EK381V4L-04P |
| YQ06615000J0G | EK381V4L-06P |
| ~ | ~ |
| YQ48615000J0G | EK381V4L-48P |
| YQ046150A0J0G | ESK381V4L-04P |
| YQ066150A0J0G | ESK381V4L-06P |
| ~ | ~ |
| YQ486150A0J0G | ESK381V4L-48P |
| YA06015100J0G | EK381V3L-06p |
| YA09015100J0G | EK381V3L-09p |
| ~ | ~ |
| YA36015100J0G | EK381V3L-72p |
| YF02015000J0G | E3K500V-02P |
| YF03015000J0G | E3K500V-03P |
| ~ | ~ |
| YF24015000J0G | E3K500V-24P |
| YF02215000J0G | E3K508V-02P |
| YF03215000J0G | E3K508V-03P |

| FCI P/N | DINKLE P/N |
|---|---|
| Rising Clamp System | |
| ~ | ~ |
| YF24215000J0G | E3K508V-24P |
| YM04015000J0G | EK500V2R-04P |
| YM06015000J0G | EK500V2R-06P |
| ~ | ~ |
| YM48015000J0G | EK500V2R-48P |
| YM04215000J0G | EK500V2L-04P |
| YM06215000J0G | EK500V2L-06P |
| ~ | ~ |
| YM48215000J0G | EK500V2L-48P |
| YM04415000J0G | EK508V2R-04P |
| YM06415000J0G | EK508V2R-06P |
| ~ | ~ |
| YM48415000J0G | EK508V2R-48P |
| YM04615000J0G | EK508V2L-04P |
| YM06615000J0G | EK508V2L-06P |
| ~ | ~ |
| YM48615000J0G | EK508V2L-48P |
| YN06015000J0G | EK500V3L-06P |
| YN09015000J0G | EK500V3L-09P |
| ~ | ~ |
| YN72015000J0G | EK500V3L-72P |
| YN06215000J0G | EK508V3L-06P |
| YN09215000J0G | EK508V3L-09P |
| ~ | ~ |
| YN72215000J0G | EK508V3L-72P |
| YH06215100J0G | EHK508V3L-06P |
| YH09215100J0G | EHK508V3L-09P |
| ~ | ~ |
| YH72215100J0G | EHK508V3L-72P |
| VV04015000J0G | EKB635V-04P |
| VV06015000J0G | EKB635V-06P |
| YS04215000J0G | EELK508V-04P |
| YS06215000J0G | EELK508V-06P |
| ~ | ~ |
| YS32215000J0G | EELK508V-32P |
| TV02115000J0G | EK350A-02P |
| TV03115000J0G | EK350A-03P |
| ~ | ~ |
| TV24115000J0G | EK350A-24P |
| TV02315000J0G | EK381A-02P |
| TV03315000J0G | EK381A-03P |
| ~ | ~ |
| TV24315000J0G | EK381A-24P |
| KP02015000J0G | EPK635VS-02P |
| KP03015000J0G | EPK635VS-02P |
| ~ | ~ |
| KP12015000J0G | EPK635VS-12P |
| KP02215000J0G | EPK116VS-02P |
| KP03215000J0G | EPK116VS-03P |
| ~ | ~ |
| KP12215000J0G | EPK116VS-12P |
| T702035000J0G | ESK635V-02P |
| T703035000J0G | ESK635V-03P |
| T702435000J0G | ESK762V-02P |

| FCI P/N | DINKLE P/N |
|---|---|
| Rising Clamp System | |
| T703435000J0G | ESK762V-03P |
| T702235000J0G | ESK950V-02P |
| T703235000J0G | ESK950V-03P |
| KQ02625000J0G | ESK116V-02P |
| KQ03625000J0G | ESK116V-03P |
| VP02655400J0G | ESKW116V-02P |
| VP03655400J0G | ESKW116V-03P |
| VP02855400J0G | ESK116V-02P2 |
| VP03855400J0G | ESK116V-03P2 |
| EI02C15300J0G | ESK150V-02P |
| EI03C15300J0G | ESK150V-03P |
| ~ | ~ |
| EI09C15300J0G | ESK150V-09P |
| EI02C15310J0G | ESK150VM-02P |
| EI03C15310J0G | ESK150VM03P |
| ~ | ~ |
| EI09C15310J0G | ESK150VM-09P |
| EK02215000J0G | EHK508V-02P |
| EK03215000J0G | EHK508V-03P |
| EK04215000J0G | EHK508V-04P |
| VN02A15000J0G | EK254V-02P |
| VN03A15000J0G | EK254V-03P |
| ~ | ~ |
| VN16A15000J0G | EK254V-16P |
| EB04215000J0G | EEHK508V-04P |
| EB06215000J0G | EEHK508V-06P |
| ~ | ~ |
| EB48215000J0G | EEHK508V-48P |
| TV02515000J0G | ELK500A-02P |
| TV03515000J0G | ELK500A-03P |
| ~ | ~ |
| TV16515000J0G | ELK500A-16P |

| FCI P/N | DINKLE P/N |
|---|---|
| Screw Pluggable System | |
| TH02016000J0G | ED130F-02P |
| TH03016000J0G | ED130F-03P |
| ~ | ~ |
| TH2401H000J0G | ED130F-24P |
| OP02000000J0G | EDH130F--02PTHT12.6 |
| OP03000000J0G | EDH130F--03PTHT12.6 |
| ~ | ~ |
| OP16000000J0G | EDH130F--24PTHT12.6 |
| TY02010000J0G | ED130T-02P |
| TY03010000J0G | ED130T-03P |
| ~ | ~ |
| TY24010000J0G | ED130T-24P |
| TX02010000J0G | ED130W-02P |
| TX02010000J0G | ED130W-03P |
| ~ | ~ |
| TX24010000J0G | ED130W-24P |
| TJ02115300J0G | EC350V-02P |
| TJ03115300J0G | EC350V-03P |
| ~ | ~ |
| TJ24115300J0G | EC350V-24P |
| TJ02115200J0G | EC350VM-02P |
| TJ03115200J0G | EC350VM-03P |
| ~ | ~ |
| TJ24115200J0G | EC350VM-24P |
| TJ02315300J0G | EC381V-02P |
| TJ03315300J0G | EC381V-03P |
| ~ | ~ |
| TJ24315300J0G | EC381V-24P |
| TJ02315200J0G | EC381VM-02P |
| TJ03315200J0G | EC381VM-03P |
| ~ | ~ |
| TJ24315200J0G | EC381VM-24P |
| TJ02715000J0G | 5ESDV-02P |
| TJ03715000J0G | 5ESDV-03P |
| ~ | ~ |
| TJ24715000J0G | 5ESDV-24P |
| TJ02715200J0G | 5ESDVM-02P |
| TJ03715200J0G | 5ESDVM-03P |
| ~ | ~ |
| TJ24715200J0G | 5ESDVM-24P |
| TJ02515300J0G | 2ESDV-02P |
| TJ03515300J0G | 2ESDV-03P |
| ~ | ~ |
| TJ24515300J0G | 2ESDV-24P |
| TJ02515200J0G | 2ESDVM-02P |
| TJ03515200J0G | 2ESDVM-03P |
| ~ | ~ |
| TJ24515200J0G | 2ESDVM-24P |
| TJ02A15000J0G | 7ESDV-02P |
| TJ03A15000J0G | 7ESDV-03P |
| ~ | ~ |
| TJ12A15000J0G | 7ESDV-12P |
| TJ02A15200J0G | 7ESDVM-02P |
| TJ03A15200J0G | 7ESDVM-03P |
| ~ | ~ |

| FCI P/N | DINKLE P/N |
|---|---|
| Screw Pluggable System | |
| TJ12A15200J0G | 7ESDVM-12P |
| TJ02015000J0G | 3ESDV-02P |
| TJ03015000J0G | 3ESDV-03P |
| ~ | ~ |
| TJ12015000J0G | 3ESDV-12P |
| TJ02015200J0G | 3ESDVM-02P |
| TJ03015200J0G | 3ESDVM-03P |
| ~ | ~ |
| TJ12015200J0G | 3ESDVM-12P |
| TJ02715600J0G | 5ESDT-02P |
| TJ03715600J0G | 5ESDT-03P |
| ~ | ~ |
| TJ24715600J0G | 5ESDT-24P |
| VR02515100J0G | EC508V-02P |
| VR03515100J0G | EC508V-03P |
| ~ | ~ |
| VR12515100J0G | EC508V-24P |
| VR02515300J0G | EC508VM-02P |
| VR03515300J0G | EC508VM-03P |
| ~ | ~ |
| VR12515300J0G | EC508VM-24P |
| VS02515000J0G | ECH508V-02P |
| VS03515000J0G | ECH508V-03P |
| ~ | ~ |
| VS24515000J0G | ECH508V-24P |
| VS02525000J0G | ECH508VM-02P |
| VS03525000J0G | ECH508VM-03P |
| ~ | ~ |
| VS24525000J0G | ECH508VM-24P |
| VS02515100J0G | ECH508R-02P |
| VS03515100J0G | ECH508R-03P |
| ~ | ~ |
| VS24515100J0G | ECH508R-24P |
| VS02525100J0G | ECH508RM-02P |
| VS03525100J0G | ECH508RM-03P |
| ~ | ~ |
| VS24525100J0G | ECH508RM-24P |
| VH02515000J0G | 2ESDVB-02P |
| VH03515000J0G | 2ESDVB-03P |
| ~ | ~ |
| VH12515000J0G | 2ESDVB-12P |
| VH02515200J0G | 2ESDVBM-02P |
| VH03515200J0G | 2ESDVBM-03P |
| ~ | ~ |
| VH12515200J0G | 2ESDVBM-12P |
| OQ02B15000J0G | ECH250V-02P |
| OQ03B15000J0G | ECH250V-03P |
| ~ | ~ |
| OQ24B15000J0G | ECH250V-24P |
| OQ02B15100J0G | ECH250R-02P |
| OQ03B15100J0G | ECH250R-03P |
| ~ | ~ |
| OQ24B15100J0G | ECH250R-24P |
| OQ02125000J0G | ECH350V-02P |
| OQ03125000J0G | ECH350V-03P |

| FCI P/N | DINKLE P/N |
|---|---|
| Screw Pluggable System | |
| ~ | ~ |
| OQ24125000J0G | ECH350V-24P |
| OQ02155000J0G | ECH350VM-02P |
| OQ03155000J0G | ECH350VM-03P |
| ~ | ~ |
| OQ24155000J0G | ECH350VM-24P |
| OQ02125100J0G | ECH350R-02P |
| OQ03125100J0G | ECH350R-03P |
| ~ | ~ |
| OQ24125100J0G | ECH350R-24P |
| OQ02155100J0G | ECH350RM-02P |
| OQ03155100J0G | ECH350RM-03P |
| ~ | ~ |
| OQ24155100J0G | ECH350RM-24P |
| OQ02325000J0G | ECH381V-02P |
| OQ03325000J0G | ECH381V-03P |
| ~ | ~ |
| OQ24325000J0G | ECH381V-24P |
| OQ02355000J0G | ECH381VM-02P |
| OQ03355000J0G | ECH381VM-03P |
| ~ | ~ |
| OQ24355000J0G | ECH381VM-24P |
| OQ02325100J0G | ECH381R-02P |
| OQ03325100J0G | ECH381R-03P |
| ~ | ~ |
| OQ24325100J0G | ECH381R-24P |
| OQ02355100J0G | ECH381RM-02P |
| OQ03355100J0G | ECH381RM-03P |
| ~ | ~ |
| OQ24355100J0G | ECH381RM-24P |
| OQ02705000J0G | 5EHDV-02P |
| OQ03705000J0G | 5EHDV-03P |
| ~ | ~ |
| OQ24705000J0G | 5EHDV-24P |
| OQ02715000J0G | 5EHDVC-02P |
| OQ03715000J0G | 5EHDVC-03P |
| ~ | ~ |
| OQ24715000J0G | 5EHDVC-24P |
| OQ02755000J0G | 5EHDVM-02P |
| OQ03755000J0G | 5EHDVM-03P |
| ~ | ~ |
| OQ24755000J0G | 5EHDVM-24P |
| OQ02705100J0G | 5EHDR-02P |
| OQ03705100J0G | 5EHDR-03P |
| ~ | ~ |
| OQ24705100J0G | 5EHDR-24P |
| OQ02715100J0G | 5EHDRC-02P |
| OQ03715100J0G | 5EHDRC-03P |
| ~ | ~ |
| OQ24715100J0G | 5EHDRC-24P |
| OQ02755100J0G | 5EHDRM-02P |
| OQ03755100J0G | 5EHDRM-03P |
| ~ | ~ |
| OQ24755100J0G | 5EHDRM-24P |
| OQ02535000J0G | 2EHDV-02P |

| FCI P/N | DINKLE P/N |
|---|---|
| Screw Pluggable System | |
| OQ03535000J0G | 2EHDV-03P |
| ~ | ~ |
| OQ24535000J0G | 2EHDV-24P |
| OQ02545000J0G | 2EHDVC-02P |
| OQ03545000J0G | 2EHDVC-03P |
| ~ | ~ |
| OQ24545000J0G | 2EHDVC-24P |
| OQ02555000J0G | 2EHDVM-02P |
| OQ03555000J0G | 2EHDVM-03P |
| ~ | ~ |
| OQ24555000J0G | 2EHDVM-24P |
| OQ02545003J0G | 2EHDVT-02P |
| OQ03545003J0G | 2EHDVT-03P |
| ~ | ~ |
| OQ24545003J0G | 2EHDVT-24P |
| OQ02535100J0G | 2EHDR-02P |
| OQ03535100J0G | 2EHDR-03P |
| ~ | ~ |
| OQ24535100J0G | 2EHDR-24P |
| OQ02545100J0G | 2EHDRC-02P |
| OQ03545100J0G | 2EHDRC-03P |
| ~ | ~ |
| OQ24545100J0G | 2EHDRC-24P |
| OQ02555100J0G | 2EHDRM-02P |
| OQ03555100J0G | 2EHDRM-03P |
| ~ | ~ |
| OQ24555100J0G | 2EHDRM-24P |
| OQ02545103J0G | 2EHDRT-02P |
| OQ03545103J0G | 2EHDRT-03P |
| ~ | ~ |
| OQ24545103J0G | 2EHDRT-24P |
| OQ02A05000J0G | 7EHDV-02P |
| OQ03A05000J0G | 7EHDV-03P |
| ~ | ~ |
| OQ12A05000J0G | 7EHDV-12P |
| OQ02A15000J0G | 7EHDVC-02P |
| OQ03A15000J0G | 7EHDVC-03P |
| ~ | ~ |
| OQ12A15000J0G | 7EHDVC-12P |
| OQ02A55000J0G | 7EHDVM-02P |
| OQ03A55000J0G | 7EHDVM-03P |
| ~ | ~ |
| OQ12A55000J0G | 7EHDVM-12P |
| OQ02A05100J0G | 7EHDR-02P |
| OQ03A05100J0G | 7EHDR-03P |
| ~ | ~ |
| OQ12A05100J0G | 7EHDR-12P |
| OQ02A15100J0G | 7EHDRC-02P |
| OQ03A15100J0G | 7EHDRC-03P |
| ~ | ~ |
| OQ12A15100J0G | 7EHDRC-12P |
| OQ02A55100J0G | 7EHDRM-02P |
| OQ03A55100J0G | 7EHDRM-03P |
| ~ | ~ |
| OQ12A55100J0G | 7EHDRM-12P |

| FCI P/N | DINKLE P/N |
|---|---|
| Screw Pluggable System | |
| OQ02005000J0G | 3EHDV-02P |
| OQ03005000J0G | 3EHDV-03P |
| ~ | ~ |
| OQ12005000J0G | 3EHDV-12P |
| OQ02015000J0G | 3EHDVC-02P |
| OQ03015000J0G | 3EHDVC-03P |
| ~ | ~ |
| OQ12015000J0G | 3EHDVC-12P |
| OQ02055000J0G | 3EHDVM-02P |
| OQ03055000J0G | 3EHDVM-03P |
| ~ | ~ |
| OQ12055000J0G | 3EHDVM-12P |
| OQ02005100J0G | 3EHDR-02P |
| OQ03005100J0G | 3EHDR-03P |
| ~ | ~ |
| OQ12005100J0G | 3EHDR-12P |
| OQ02015100J0G | 3EHDRC-02P |
| OQ03015100J0G | 3EHDRC-03P |
| ~ | ~ |
| OQ12015100J0G | 3EHDRC-12P |
| OQ02055100J0G | 3EHDRM-02P |
| OQ03055100J0G | 3EHDRM-03P |
| ~ | ~ |
| OQ12055100J0G | 3EHDRM-12P |
| VK02315000J0G | ECH381A-02P |
| VK03315000J0G | ECH381A-03P |
| ~ | ~ |
| VK24315000J0G | ECH381A-24P |
| VK02325000J0G | ECH381AM-02P |
| VK03325000J0G | ECH381AM-03P |
| ~ | ~ |
| VK24325000J0G | ECH381AM-24P |
| VK02505000J0G | 2EHDA-02P |
| VK03505000J0G | 2EHDA-03P |
| ~ | ~ |
| VK24505000J0G | 2EHDA-24P |
| VK02515000J0G | 2EHDAC-02P |
| VK03515000J0G | 2EHDAC-03P |
| ~ | ~ |
| VK24515000J0G | 2EHDAC-24P |
| VB02015000J0G | EC762V-02P |
| VB03015000J0G | EC762V-03P |
| ~ | ~ |
| VB12015000J0G | EC762V-12P |
| VB02015200J0G | EC762VM-02P |
| VB03015200J0G | EC762VM-03P |
| ~ | ~ |
| VB12015200J0G | EC762VM-12P |
| VC02005000J0G | ECH762R |
| VC02015000J0G | ECH762RM |
| VC02005100J0G | ECH762V |
| VC02015100J0G | ECH762VM |
| ET02025000J0G | EC762HV-02P |
| ET03025000J0G | EC762HV-03P |
| ~ | ~ |

| FCI P/N | DINKLE P/N |
|---|---|
| Screw Pluggable System | |
| ET12025000J0G | EC762HV-12P |
| ET02025200J0G | EC762HVM-02P |
| ET03025200J0G | EC762HVM-03P |
| ~ | ~ |
| ET12025200J0G | EC762HVM-12P |
| EV02615000J0G | EC116V -02P |
| EV03615000J0G | EC116V -03P |
| ~ | ~ |
| EV10615000J0G | EC116V -10P |
| EW02615200J0G | ECH116R |
| EW02615100J0G | ECH116L |
| TS02115A00J0G | EC350R-02P |
| TS03115A00J0G | EC350R-03P |
| ~ | ~ |
| TS24115A00J0G | EC350R-24P |
| TS02115C00J0G | EC350RM-02P |
| TS03115C00J0G | EC350RM-03P |
| ~ | ~ |
| TS24115C00J0G | EC350RM-24P |
| TS02115B00J0G | EC350RL-02P |
| TS03115B00J0G | EC350RL-03P |
| ~ | ~ |
| TS24115B00J0G | EC350RL-24P |
| TS02115D00J0G | EC350RLM-02P |
| TS03115D00J0G | EC350RLM-03P |
| ~ | ~ |
| TS24115D00J0G | EC350RLM-24P |
| TS02315A00J0G | EC381R-02P |
| TS03315A00J0G | EC381R-03P |
| ~ | ~ |
| TS24315A00J0G | EC381R-24P |
| TS02315C00J0G | EC381RM-02P |
| TS03315C00J0G | EC381RM-03P |
| ~ | ~ |
| TS24315C00J0G | EC381RM-24P |
| TS02315B00J0G | EC381RL-02P |
| TS03315B00J0G | EC381RL-03P |
| ~ | ~ |
| TS24315B00J0G | EC381RL-24P |
| TS02315D00J0G | EC381RLM-02P |
| TS03315D00J0G | EC381RLM-03P |
| ~ | ~ |
| TS24315D00J0G | EC381RLM-24P |
| TS02715A00J0G | 5ESDP-02P |
| TS03715A00J0G | 5ESDP-03P |
| ~ | ~ |
| TS24715A00J0G | 5ESDP-24P |
| TS02715C00J0G | 5ESDPM-02P |
| TS03715C00J0G | 5ESDPM-03P |
| ~ | ~ |
| TS24715C00J0G | 5ESDPM-24P |
| TS02715B00J0G | 5ESDPL-02P |
| TS03715B00J0G | 5ESDPL-03P |
| ~ | ~ |
| TS24715B00J0G | 5ESDPL-24P |

| FCI P/N | DINKLE P/N |
|---|---|
| Screw Pluggable System | |
| TS02715D00J0G | 5ESDPLM-02P |
| TS03715D00J0G | 5ESDPLM-03P |
| ~ | ~ |
| TS24715D00J0G | 5ESDPLM-24P |
| TS02515A00J0G | 2ESDP-02P |
| TS03515A00J0G | 2ESDP-03P |
| ~ | ~ |
| TS24515A00J0G | 2ESDP-24P |
| TS02515C00J0G | 2ESDPLM-02P |
| TS03515C00J0G | 2ESDPLM-03P |
| ~ | ~ |
| TS24515C00J0G | 2ESDPLM-24P |
| TS02515B00J0G | 2ESDPL-02P |
| TS03515B00J0G | 2ESDPL-03P |
| ~ | ~ |
| TS24515B00J0G | 2ESDPL-24P |
| TS02515D00J0G | 2ESDPLM-02P |
| TS03515D00J0G | 2ESDPLM-03P |
| ~ | ~ |
| TS24515D00J0G | 2ESDPLM-24P |
| TS02A15A00J0G | 7ESDP-02P |
| TS03A15A00J0G | 7ESDP-03P |
| ~ | ~ |
| TS16A15A00J0G | 7ESDP-16P |
| TS02A15C00J0G | 7ESDPM-02P |
| TS03A15C00J0G | 7ESDPM-03P |
| ~ | ~ |
| TS16A15C00J0G | 7ESDPM-16P |
| TS02A15B00J0G | 7ESDPL-02P |
| TS03A15B00J0G | 7ESDPL-03P |
| ~ | ~ |
| TS16A15B00J0G | 7ESDPL-16P |
| TS02A15D00J0G | 7ESDPLM-02P |
| TS03A15D00J0G | 7ESDPLM-03P |
| ~ | ~ |
| TS16A15D00J0G | 7ESDPLM-16P |
| TS02015A00J0G | 3ESDP-02P |
| TS03015A00J0G | 3ESDP-03P |
| ~ | ~ |
| TS16015A00J0G | 3ESDP-16P |
| TS02015C00J0G | 3ESDPM-02P |
| TS03015C00J0G | 3ESDPM-03P |
| ~ | ~ |
| TS16015C00J0G | 3ESDPM-16P |
| TS02015B00J0G | 3ESDPL-02P |
| TS03015B00J0G | 3ESDPL-03P |
| ~ | ~ |
| TS16015B00J0G | 3ESDPL-16P |
| TS02015D00J0G | 3ESDPLM-02P |
| TS03015D00J0G | 3ESDPLM-03P |
| ~ | ~ |
| TS16015D00J0G | 3ESDPLM-16P |
| VM02355000J0G | EC381F-02P |
| VM03355000J0G | EC381F-03P |
| ~ | ~ |

| FCI P/N | DINKLE P/N |
|---|---|
| Screw Pluggable System | |
| VM24355000J0G | EC381F-24P |
| VM02355200J0G | EC381FM-02P |
| VM03355200J0G | EC381FM-03P |
| ~ | ~ |
| VM24355200J0G | EC381MF-24P |
| VM02755000J0G | 5ESDF-02P |
| VM03755000J0G | 5ESDF-03P |
| ~ | ~ |
| VM24755000J0G | 5ESDF-24P |
| VM02755200J0G | 5ESDFM-02P |
| VM03755200J0G | 5ESDFM-03P |
| ~ | ~ |
| VM24755200J0G | 5ESDFM-24P |
| VM02555100J0G | 2ESDF-02P |
| VM03555100J0G | 2ESDF-03P |
| ~ | ~ |
| VM24555100J0G | 2ESDF-24P |
| VM02555300J0G | 2ESDFM-02P |
| VM03555300J0G | 2ESDFM-03P |
| ~ | ~ |
| VM24555300J0G | 2ESDFM-24P |
| EM02715000J0G | 5ESDA-02P |
| EM03715000J0G | 5ESDA-03P |
| ~ | ~ |
| EM24715000J0G | 5ESDA-24P |
| EM02715200J0G | 5ESDAM-02P |
| EM03715200J0G | 5ESDAM-03P |
| ~ | ~ |
| EM24715200J0G | 5ESDAM-24P |
| EM02515000J0G | 2ESDA-02P |
| EM03515000J0G | 2ESDA-03P |
| ~ | ~ |
| EM24515000J0G | 2ESDA-24P |
| EM02515200J0G | 2ESDAM-02P |
| EM03515200J0G | 2ESDAM-03P |
| ~ | ~ |
| EM24515200J0G | 2ESDAM-24P |
| VL04B15100J0G | ECHB250-04P |
| VL06B15100J0G | ECHB250-06P |
| ~ | ~ |
| VL48B15100J0G | ECHB250-48P |
| VL04135000J0G | ECHB350V-04P |
| VL06135000J0G | ECHB350V-06P |
| ~ | ~ |
| VL36135000J0G | ECHB350V-36P |
| VL04145000J0G | ECHB350VM-04P |
| VL06145000J0G | ECHB350VM-06P |
| ~ | ~ |
| VL36145000J0G | ECHB350VM-36P |
| VL04135100J0G | ECHB350R-04P |
| VL06135100J0G | ECHB350R-06P |
| ~ | ~ |
| VL36135100J0G | ECHB350R-36P |
| VL04145100J0G | ECHB350RM-04P |
| VL06145100J0G | ECHB350RM-06P |

| FCI P/N | DINKLE P/N |
|---|---|
| Screw Pluggable System | |
| ~ | ~ |
| VL36145100J0G | ECHB350RM-36P |
| VL04315000J0G | ECHB381V-04P |
| VL06315000J0G | ECHB381V-06P |
| ~ | ~ |
| VL36315000J0G | ECHB381V-36P |
| VL04325000J0G | ECHB381VM-04P |
| VL06325000J0G | ECHB381VM-06P |
| ~ | ~ |
| VL36325000J0G | ECHB381VM-36P |
| VL04315100J0G | ECHB381R-04P |
| VL06315100J0G | ECHB381R-06P |
| ~ | ~ |
| VL36315100J0G | ECHB381R-36P |
| VL04325100J0G | ECHB381RM-04P |
| VL06325100J0G | ECHB381RM-06P |
| ~ | ~ |
| VL36325100J0G | ECHB381RM-36P |
| VL04715000J0G | 5EHDBV-04P |
| VL06715000J0G | 5EHDBV-06P |
| ~ | ~ |
| VL48715000J0G | 5EHDBV-48P |
| VL04725000J0G | 5EHDBVM-04P |
| VL06725000J0G | 5EHDBVM-06P |
| ~ | ~ |
| VL32725000J0G | 5EHDBVM-48P |
| VL04715100J0G | 5EHDBR-04P |
| VL06715100J0G | 5EHDBR-06P |
| ~ | ~ |
| VL48715100J0G | 5EHDBR-48P |
| VL04725100J0G | 5EHDBRM-04P |
| VL06725100J0G | 5EHDBRM-06P |
| ~ | ~ |
| VL32725100J0G | 5EHDBRM-48P |
| VL04515000J0G | 2EHDBV-04P |
| VL06515000J0G | 2EHDBV-06P |
| ~ | ~ |
| VL32515000J0G | 2EHDBV-48P |
| VL04525000J0G | 2EHDBVM-04P |
| VL06525000J0G | 2EHDBVM-06P |
| ~ | ~ |
| VL32525000J0G | 2EHDBVM-48P |
| VL04515100J0G | 2EHDBR-04P |
| VL06515100J0G | 2EHDBR-06P |
| ~ | ~ |
| VL32515100J0G | 2EHDBR-48P |
| VL04525100J0G | 2EHDBRM-04P |
| VL06525100J0G | 2EHDBRM-06P |
| ~ | ~ |
| VL32525100J0G | 2EHDBRM-48P |
| VO04115000J0G | EECH350V-04P |
| VO06115000J0G | EECH350V-06P |
| ~ | ~ |
| VO32115000J0G | EECH350V-32P |
| VO04115100J0G | EECH350R-04P |

| FCI P/N | DINKLE P/N |
|---|---|
| Screw Pluggable System | |
| VO06115100J0G | EECH350R-06P |
| ~ | ~ |
| VO32115100J0G | EECH350R-32P |
| VO04125000J0G | EECH350VM-04P |
| VO06125000J0G | EECH350VM-06P |
| ~ | ~ |
| VO32125000J0G | EECH350VM-32P |
| VO04125100J0G | EECH350RM-04P |
| VO06125100J0G | EECH350RM-06P |
| ~ | ~ |
| VO32125100J0G | EECH350RM-32P |
| VO04315000J0G | EECH381V-04P |
| VO06315000J0G | EECH381V-06P |
| ~ | ~ |
| VO32315000J0G | EECH381V-32P |
| VO04315100J0G | EECH381R-04P |
| VO06315100J0G | EECH381R-06P |
| ~ | ~ |
| VO32315100J0G | EECH381R-32P |
| VO04325000J0G | EECH381VM-04P |
| VO06325000J0G | EECH381VM-06P |
| ~ | ~ |
| VO32325000J0G | EECH381VM-32P |
| VO04325100J0G | EECH381RM-04P |
| VO06325100J0G | EECH381RM-06P |
| ~ | ~ |
| VO32325100J0G | EECH381RM-32P |
| VF04705000J0G | 5EEHDV-04P |
| VF06705000J0G | 5EEHDV-06P |
| ~ | ~ |
| VF24705000J0G | 5EEHDV-24P |
| VF04715000J0G | 5EEHDVC-04P |
| VF06715000J0G | 5EEHDVC-06P |
| ~ | ~ |
| VF24715000J0G | 5EEHDVC-24P |
| VF04725000J0G | 5EEHDVM-04P |
| VF06725000J0G | 5EEHDVM-06P |
| ~ | ~ |
| VF24725000J0G | 5EEHDVM-24P |
| VF04705100J0G | 5EEHDR-04P |
| VF06705100J0G | 5EEHDR-06P |
| ~ | ~ |
| VF24705100J0G | 5EEHDR-24P |
| VF04715100J0G | 5EEHDRC-04P |
| VF06715100J0G | 5EEHDRC-06P |
| ~ | ~ |
| VF24715100J0G | 5EEHDRC-24P |
| VF04725100J0G | 5EEHDRM-04P |
| VF06725100J0G | 5EEHDRM-06P |
| ~ | ~ |
| VF24725100J0G | 5EEHDRM-24P |
| VF04505000J0G | 2EEHDV-04P |
| VF06505000J0G | 2EEHDV-06P |
| ~ | ~ |
| VF48505000J0G | 2EEHDV-48P |

| FCI P/N | DINKLE P/N |
|---|---|
| Screw Pluggable System | |
| VF04515000J0G | 2EEHDVC-04P |
| VF06515000J0G | 2EEHDVC-06P |
| ~ | ~ |
| VF48515000J0G | 2EEHDVC-48P |
| VF04525000J0G | 2EEHDVM-04P |
| VF06525000J0G | 2EEHDVM-06P |
| ~ | ~ |
| VF24525000J0G | 2EEHDVM-48P |
| VF04505100J0G | 2EEHDR-04P |
| VF06505100J0G | 2EEHDR-06P |
| ~ | ~ |
| VF48505100J0G | 2EEHDR-48P |
| VF04515100J0G | 2EEHDRC-04P |
| VF06515100J0G | 2EEHDRC-06P |
| ~ | ~ |
| VF48515100J0G | 2EEHDRC-48P |
| VF04525100J0G | 2EEHDRM-04P |
| VF06525100J0G | 2EEHDRM-06P |
| ~ | ~ |
| VF24525100J0G | 2EEHDRM-48P |
| VZ02305000J0G | ECHP381V-02P |
| VZ03305000J0G | ECHP381V-03P |
| ~ | ~ |
| VZ24305000J0G | ECHP381V-24P |
| VZ02505000J0G | 2EHDP-02P |
| VZ03505000J0G | 2EHDP-03P |
| ~ | ~ |
| VZ24505000J0G | 2EHDP-24P |
| V702315000J0G | EC381CV-02P |
| V703315000J0G | EC381CV-03P |
| ~ | ~ |
| V724315000J0G | EC381CV-24P |
| V702315100J0G | EC381CR-02P |
| V703315100J0G | EC381CR-03P |
| ~ | ~ |
| V724315100J0G | EC381CR-24P |
| V702515000J0G | 2ESDCV-02P |
| V703515000J0G | 2ESDCV-03P |
| ~ | ~ |
| V724515000J0G | 2ESDCV-24P |
| V702525000J0G | 2ESDCVM-02P |
| V703525000J0G | 2ESDCVM-03P |
| ~ | ~ |
| V724525000J0G | 2ESDCVM-24P |
| V702515100J0G | 2ESDCR-02P |
| V703515100J0G | 2ESDCR-03P |
| ~ | ~ |
| V724515100J0G | 2ESDCR-24P |
| V702525100J0G | 2ESDCRM-02P |
| V703525100J0G | 2ESDCRM-03P |
| ~ | ~ |
| V724525100J0G | 2ESDCRM-24P |
| V502515000J0G | 2EHDRS-02P |
| V503515000J0G | 2EHDRS-03P |
| ~ | ~ |

| FCI P/N | DINKLE P/N |
|---|---|
| Screw Pluggable System | |
| V516515000J0G | 2EHDRS-16P |
| V502515100J0G | 2EHDRSM-02P |
| V503515100J0G | 2EHDRSM-03P |
| ~ | ~ |
| V516515100J0G | 2EHDRSM-16P |
| V502515400J0G | 2EHDRD-02P |
| V503515400J0G | 2EHDRD-03P |
| ~ | ~ |
| V516515400J0G | 2EHDRD-16P |
| V502515500J0G | 2EHDRDM-02P |
| V503515500J0G | 2EHDRDM-03P |
| ~ | ~ |
| V516515500J0G | 2EHDRDM-16P |
| KE04110000J0G | 0221-2304THT |
| KE06110000J0G | 0221-2306THT |
| ~ | ~ |
| KE48110000J0G | 0221-2348THT |
| KE04110100J0G | 0221-2204THT |
| KE06110100J0G | 0221-2206THT |
| ~ | ~ |
| KE48110100J0G | 0221-2248THT |
| KE04130100J0G | 0221-2604THT |
| KE06130100J0G | 0221-2606THT |
| ~ | ~ |
| KE48130100J0G | 0221-2648THT |
| K306130100J0G | 0221-2706THT |
| K309130100J0G | 0221-2709THT |
| ~ | ~ |
| K372130100J0G | 0221-2772THT |
| K306110100J0G | 0221-2506THT |
| K309110100J0G | 0221-2509THT |
| ~ | ~ |
| K372110100J0G | 0221-2572THT |
| V802315000J0G | ECSH381V-02P |
| V803315000J0G | ECSH381V-03P |
| ~ | ~ |
| V824315000J0G | ECSH381V-24P |
| V802315100J0G | ECSH381VM-02P |
| V803315100J0G | ECSH381VM-03P |
| ~ | ~ |
| V824315100J0G | ECSH381VM-24P |
| V802515000J0G | 2ESH-02P |
| V803515000J0G | 2ESH-03P |
| ~ | ~ |
| V824515000J0G | 2ESH-24P |
| V802515100J0G | 2ESDHM-02P |
| V803515100J0G | 2ESDHM-03P |
| ~ | ~ |
| V824515100J0G | 2ESDHM-24P |
| V802515200J0G | 2ESHM-02P |
| V803515200J0G | 2ESHM-03P |
| ~ | ~ |
| V824515200J0G | 2ESHM-24P |
| HW02B05000J0G | ESC250V-02P |
| HW03B05000J0G | ESC250V-03P |

| FCI P/N | DINKLE P/N |
|---|---|
| Screw Pluggable System | |
| ~ | ~ |
| HW24B05000J0G | ESC250V-24P |
| HW02305000J0G | ESC381V-02P |
| HW03305000J0G | ESC381V-03P |
| ~ | ~ |
| HW24305000J0G | ESC381V-24P |
| HW02305200J0G | ESC381VM-02P |
| HW03305200J0G | ESC381VM-03P |
| ~ | ~ |
| HW24305200J0G | ESC381VM-24P |
| HW02505000J0G | 2ESDSR508-02P |
| HW03505000J0G | 2ESDSR508-03P |
| ~ | ~ |
| HW24505000J0G | 2ESDSR508-24P |
| HW02505200J0G | 2ESDSRM508-02P |
| HW03505200J0G | 2ESDSRM508-03P |
| ~ | ~ |
| HW24505200J0G | 2ESDSRM508-24P |
| HW02505100J0G | 2ESDS-02P |
| HW03505100J0G | 2ESDS-03P |
| ~ | ~ |
| HW24505100J0G | 2ESDS-24P |
| HW02505300J0G | 2ESDSM-02P |
| HW03505300J0G | 2ESDSM-03P |
| ~ | ~ |
| HW24505300J0G | 2ESDSM-24P |
| HW02705000J0G | 5ESDSR508-02P |
| HW03705000J0G | 5ESDSR508-03P |
| ~ | ~ |
| HW24705000J0G | 5ESDSR508-24P |
| HW02705200J0G | 5ESDSRM508-02P |
| HW03705200J0G | 5ESDSRM508-03P |
| ~ | ~ |
| HW24705200J0G | 5ESDSRM508-24P |
| HW02005000J0G | 3ESDSR-02P |
| HW03005000J0G | 3ESDSR-02P |
| ~ | ~ |
| HW12005000J0G | 3ESDSR-12P |
| HW02005200J0G | 3ESDSRM-02P |
| HW03005200J0G | 3ESDSRM-02P |
| ~ | ~ |
| HW12005200J0G | 3ESDSRM-12P |
| KD02105000J0G | 0221-2002 |
| KD03105000J0G | 0221-2003 |
| ~ | ~ |
| KD20105000J0G | 0221-2020 |
| KD02105100J0G | 0221-2802 |
| KD03105100J0G | 0221-2803 |
| ~ | ~ |
| KD20105100J0G | 0221-2820 |
| KD02105200J0G | 0221-2402 |
| KD03105200J0G | 0221-2403 |
| ~ | ~ |
| KD20105200J0G | 0221-2420 |
| NF02505000J0G | 2ESDBA-02P |

| FCI P/N | DINKLE P/N |
|---|---|
| Screw Pluggable System | |
| NF03505000J0G | 2ESDBA-03P |
| ~ | ~ |
| NF16505000J0G | 2ESDBA-24P |
| NF02505100J0G | 2ESDBAM-02P |
| NF03505100J0G | 2ESDBAM-03P |
| ~ | ~ |
| NF16505100J0G | 2ESDBAT-24P |
| NF02505200J0G | 2ESDBAT-02P |
| NF03505200J0G | 2ESDBAT-03P |
| ~ | ~ |
| NF16505200J0G | 2ESDBAT-24P |

| FCI P/N | DINKLE P/N |
|---|---|
| Spring Clamp System | |
| HA02515000J0G | 141R-02P |
| HA03515000J0G | 141R-03P |
| ~ | ~ |
| HA24515000J0G | 141R-24P |
| HA02505000J0G | 141V-02P |
| HA03505000J0G | 141V-03P |
| ~ | ~ |
| HA24505000J0G | 141V-24P |
| HA02015000J0G | 142R-02P |
| HA03015000J0G | 142R-03P |
| ~ | ~ |
| HA24015000J0G | 142R-24P |
| HA02005000J0G | 142V-02P |
| HA03005000J0G | 142V-03P |
| ~ | ~ |
| HA24005000J0G | 142V-24P |
| HA02215000J0G | 142R-02P3 |
| HA03215000J0G | 142R-03P3 |
| ~ | ~ |
| HA24215000J0G | 142R-24P3 |
| HA02205000J0G | 142V-02P3 |
| HA03205000J0G | 142V-03P3 |
| ~ | ~ |
| HA24205000J0G | 142V-24P3 |
| HB02318000J0G | 144RA-02P1 |
| HB03318000J0G | 144RA-03P1 |
| ~ | ~ |
| HB24318000J0G | 144RA-24P1 |
| HB02418000J0G | 144RA-02P2 |
| HB03418000J0G | 144RA-03P2 |
| ~ | ~ |
| HB24418000J0G | 144RA-24P2 |
| HB02418100J0G | 144R-02P2 |
| HB03418100J0G | 144R-03P2 |
| ~ | ~ |
| HB24418100J0G | 144R-24P2 |
| HB02018000J0G | 144RA-02P |
| HB03018000J0G | 144RA-03P |
| ~ | ~ |
| HB24018000J0G | 144RA-24P |
| HB02018100J0G | 144R-02P |
| HB03018100J0G | 144R-03P |
| ~ | ~ |
| HB24018100J0G | 144R-24P |
| HB02028000J0G | 244RA-02P |
| HB03028000J0G | 244RA-03P |
| ~ | ~ |
| HB24028000J0G | 244RA-24P |
| HB02218000J0G | 144RA-02P3 |
| HB03218000J0G | 144RA-03P3 |
| ~ | ~ |
| HB24218000J0G | 144RA-24P3 |
| HB02218100J0G | 144R-02P3 |
| HB03218100J0G | 144R-03P3 |
| ~ | ~ |

| FCI P/N | DINKLE P/N |
|---|---|
| Spring Clamp System | |
| HB24218100J0G | 144R-24P3 |
| HB02228000J0G | 244RA-02P3 |
| HB03228000J0G | 244RA-03P3 |
| ~ | ~ |
| HB24228000J0G | 244RA-24P3 |
| HC02B08000J0G | 0136-1002 |
| HC03B08000J0G | 0136-1003 |
| ~ | ~ |
| HC24B08000J0G | 0136-1024 |
| HC02B08200J0G | 0136-1102 |
| HC03B08200J0G | 0136-1103 |
| ~ | ~ |
| HC24B08200J0G | 0136-1124 |
| HC02008000J0G | 0136-2002 |
| HC03008000J0G | 0136-2003 |
| ~ | ~ |
| HC24008000J0G | 0136-2024 |
| HC02008200J0G | 0136-2102 |
| HC03008200J0G | 0136-2103 |
| ~ | ~ |
| HC24008200J0G | 0136-2124 |
| VCxx005100J0G | ECH762V-xxp |
| VCxx015100J0G | ECH762VM-xxp |
| VCxx025100J0G | ECH762VTM-xxp |
| VCxx005000J0G | ECH762R-xxp |
| VCxx015000J0G | ECH762RM-xxp |

| FCI P/N | PHOENIX P/N |
|---|---|
| TR01055100J0G | FRONT 2,5-H/SA 5 |
| TR01055000J0G | FRONT 2,5-V/SA 5 |
| TR010551A0J0G | FRONT 2,5-H/SA 10 |
| KH01055100J0G | FRONT4-H-6.35 |
| KH01055000J0G | FRONT4-V-6.35 |
| KH01155100J0G | FRONT4-H-7.62 |
| KH01155000J0G | FRONT4-V-7.62 |
| KY02015000J0G | PT 1.5/2-5.0-H |
| KY03015000J0G | PT 1.5/3-5.0-H |
| ~ | ~ |
| KY16015000J0G | PT 1.5/16-5.0-H |
| KY02015100J0G | PT 1.5/2-5.0-V |
| KY03015100J0G | PT 1.5/3-5.0-V |
| ~ | ~ |
| KY16015100J0G | PT 1.5/16-5.0-V |
| KZ02105000J0G | PTA 1.5/2-3.5 |
| KZ03105000J0G | PTA 1.5/3-3.5 |
| ~ | ~ |
| KZ16105000J0G | PTA 1.5/16-3.5 |
| KZ02705000J0G | PTA 1.5/2-5.0 |
| KZ03705000J0G | PTA 1.5/3-5.0 |
| ~ | ~ |
| KZ16705000J0G | PTA 1.5/16-5.0 |
| T202015100J0G | SMKDSP 1.5/2 |
| T203015100J0G | SMKDSP 1.5/3 |
| ~ | ~ |
| T212015100J0G | SMKDSP 1.5/12 |
| T202215100J0G | SMKDSP 1.5/2-5.08 |
| T203215100J0G | SMKDSP 1.5/3-5.08 |
| ~ | ~ |
| T212215100J0G | SMKDSP 1.5/12-5.08 |
| TI02015000J0G | MKDS 1,5/2 |
| TI03015000J0G | MKDS 1,5/3 |
| ~ | ~ |
| TI12015000J0G | MKDS 1,5/12 |
| TI02215000J0G | GMKDS 1,5/2 |
| TI03215000J0G | GMKDS 1,5/3 |
| TI02415A00J0G | GMKDS 1,5/2-7.62 |
| TI03415A00J0G | GMKDS 1,5/3-7.62 |
| TO02015200J0G | MKDSN 1,5/2 |
| TO03015200J0G | MKDSN 1,5/3 |
| ~ | ~ |
| TO12015200J0G | MKDSN 1,5/12 |
| YC02215000J0G | MKDSN 1,5/2-5,08 |
| YC03215000J0G | MKDSN 1,5/3-5,08 |
| ~ | ~ |
| YC12215000J0G | MKDSN 1,5/12-5,08 |
| ~ | ~ |
| YD02015000J0G | MKDSP 1,5/2 |
| YD03015000J0G | MKDSP 1,5/3 |
| ~ | ~ |
| YD12015000J0G | MKDSP 1,5/12 |
| YD02215000J0G | MKDSP 1,5/2-5.08 |
| YD03215000J0G | MKDSP 1,5/3-5.08 |
| ~ | ~ |
| YD12215000J0G | MKDSP 1,5/12-5.08 |

| FCI P/N | PHOENIX P/N |
|---|---|
| VJ02015200J0G | MKDS 3/2 |
| VJ03015200J0G | MKDS 3/3 |
| VJ04015200J0G | MKDS 3/4 |
| VJ02015000J0G | MKDSF 3/2 |
| VJ03015000J0G | MKDSF 3/3 |
| VJ04015000J0G | MKDSF 3/4 |
| VJ06015000J0G | MKDSF 3/6 |
| VJ08015000J0G | MKDSF 3/8 |
| VJ02215200J0G | MKDS 3/2-5.08 |
| VJ03215200J0G | MKDS 3/3-5.08 |
| VJ04215200J0G | MKDS 3/4-5.08 |
| VJ02215000J0G | MKDSF 3/2-5.08 |
| VJ03215000J0G | MKDSF 3/3-5.08 |
| VJ02415200J0G | GMKDS 3/2 |
| VJ03415200J0G | GMKDS 3/3 |
| VJ02615200J0G | GMKDS 3/2-7.62 |
| VJ03615200J0G | GMKDS 3/3-7.62 |
| YL04215000J0G | MKKDS 1,5/2 |
| YL06215000J0G | MKKDS 1,5/3 |
| YL04615100J0G | MKKDS 1,5/2-5.08 |
| YL06615100J0G | MKKDS 1,5/3-5.08 |
| YB06215000J0G | MK3DSN 1.5/2-5.08 |
| YB09215000J0G | MK3DSN 1.5/3-5.08 |
| YO02015000J0G | MKDS 1/2-3,5 |
| YO03015000J0G | MKDS 1/3-3,5 |
| ~ | ~ |
| YO16015000J0G | MKDS 1/16-3,5 |
| YO02215000J0G | MKDS 1/2-3,81 |
| YO03215000J0G | MKDS 1/3-3,81 |
| ~ | ~ |
| YO16215000J0G | MKDS 1/16-3,81 |
| YQ04215000J0G | MKKDS 1/2-3,5 |
| YQ06215000J0G | MKKDS 1/3-3,5 |
| ~ | ~ |
| YQ32215000J0G | MKKDS 1/16-3,5 |
| YQ04615000J0G | MKKDS 1/2-3,81 |
| YQ06615000J0G | MKKDS 1/3-3,81 |
| ~ | ~ |
| YQ32615000J0G | MKKDS 1/16-3,81 |
| YA06015100J0G | MK3DS 1/2-3.81 |
| YA09015100J0G | MK3DS 1/3-3.81 |
| ~ | ~ |
| YA36015100J0G | MK3DS 1/12-3.81 |
| YM04415000J0G | MK3DS 1,5/2-5.08-BC |
| YM06415000J0G | MK3DS 1,5/3-5.08-BC |
| YN06215000J0G | MD3DS 1.5/2-5.08 |
| YN09215000J0G | MD3DS 1.5/3-5.08 |
| YH06215100J0G | MK3DS 3/2-5.08 |
| YH09215100J0G | MK3DS 3/3-5.08 |
| YT08215000J0G | MK4DS1.5/2-5.08 |
| YT12215000J0G | MK4DS1.5/3-5.08 |
| VV04015000J0G | MKKDS 5/2-6,35 |
| VV06015000J0G | MKKDS 5/3-6,35 |
| VV04215000J0G | MKKDS 5/2-9,5 |
| VV06215000J0G | MKKDS 5/3-9,5 |
| YS04015000J0G | MKKDSN 1.5/2 |

| FCI P/N | PHOENIX P/N |
|---|---|
| YS05015000J0G | MKKDSN 1.5/3 |
| ~ | ~ |
| YS16015000J0G | MKKDSN 1.5/8 |
| YS04215000J0G | MKKDSN 1.5/2-5,08 |
| YS05215000J0G | MKKDSN 1.5/3-5,08 |
| ~ | ~ |
| YS16215000J0G | MKKDSN 1.5/8-5,08 |
| TV02115000J0G | SMKDS 1/2-3,5 |
| TV03115000J0G | SMKDS 1/3-3,5 |
| ~ | ~ |
| TV16115000J0G | SMKDS 1/16-3,5 |
| TV02315000J0G | SMKDS 1/2-3,81 |
| TV03315000J0G | SMKDS 1/3-3,81 |
| ~ | ~ |
| TV12315000J0G | SMKDS 1/12-3,81 |
| KP02015000J0G | MKDS 5 HV/2-ZB-6.35 |
| KP03015000J0G | MKDS 5 HV/3-ZB-6.35 |
| ~ | ~ |
| KP12015000J0G | MKDS 5 HV/12-ZB-6.35 |
| KP02215000J0G | MKDS 10 HV/2-ZB-10.16 |
| KP03215000J0G | MKDS 10 HV/3-ZB-10.16 |
| ~ | ~ |
| KP12215000J0G | MKDS 10 HV/12-ZB-10.16 |
| KP01215100J0G | MKDS 10 HV/1-B-10.16 |
| KP01215200J0G | MKDS 10 HV/1-F-10.16 |
| T702035000J0G | MKDS 5/2-6,35 |
| T703035000J0G | MKDS 5/3-6,35 |
| T702035100J0G | SMKDS 5/2-6.35 |
| T703035100J0G | SMKDS 5/3-6.35 |
| T702435000J0G | MKDS 5/2-7,62 |
| T703435000J0G | MKDS 5/3-7,62 |
| KO02215000J0G | MKDS 5 HV/2-9.52 |
| KO03215000J0G | MKDS 5 HV/3-9.52 |
| KO02215100J0G | MKDS 5 HV/2-9.52-Z |
| KO03215100J0G | MKDS 5 HV/3-9.52-Z |
| T702235000J0G | MKDS 5/2-9,5 |
| T703235000J0G | MKDS 5/3-9,5 |
| T702235100J0G | SMKDS 5/2-9,5 |
| T703235100J0G | SMKDS 5/3-9,5 |
| KQ02625000J0G | MKDSP 10/2-10.16 |
| KQ03625000J0G | MKDSP 10/3-10.16 |
| VP02655400J0G | MKDSP 10HV/2-10.16 |
| VP03655400J0G | MKDSP 10HV/3-10.16 |
| VP02855400J0G | MKDSP 10HV/2-12.7 |
| VP03855400J0G | MKDSP 10HV/3-12.7 |
| EI02C15300J0G | MKDSP 25/2-15.00 |
| EI03C15300J0G | MKDSP 25/3-15.00 |
| ~ | ~ |
| EI09C15300J0G | MKDSP 25/9-15.00 |
| EI02C15310J0G | MKDSP 25/2-15.00-F |
| EI03C15310J0G | MKDSP 25/3-15.00-F |
| ~ | ~ |
| EI09C15310J0G | MKDSP 25/9-15.00-F |
| EK02215000J0G | MKDS 3/2-5,08 |
| EK03215000J0G | MKDS 3/3-5,08 |
| EK04215000J0G | MKDS 3/4-5,08 |

| FCI P/N | PHOENIX P/N |
|---|---|
| VN02A15000J0G | MPT 0,5/2-2,54 |
| VN03A15000J0G | MPT 0,5/3-2,54 |
| ~ | ~ |
| VN12A15000J0G | MPT 0,5/12-2,54 |
| VT01215000J0G | KDS 3-MT |
| V402018000J0G | G 10/2 |
| V403018000J0G | G 10/3 |
| V404018000J0G | G 10/4 |
| V405018000J0G | G 10/5 |
| E402018000J0G | G 5/2 |
| E403018000J0G | G 5/3 |
| E404018000J0G | G 5/4 |
| E406018000J0G | G 5/6 |
| EB04015000J0G | MKKDS3/2 |
| EB06015000J0G | MKKDS3/3 |
| EB04215000J0G | MKKDS3/2-5.08 |
| EB06215000J0G | MKKDS3/3-5.08 |
| EB04015300J0G | MKKDSG 3/2 |
| EB06015300J0G | MKKDSG 3/3 |
| EB04215300J0G | MKKDSG 3/2-5.08 |
| EB06215300J0G | MKKDSG 3/3-5.08 |
| ES02015000J0G | MKDSFW1,5/2 |
| ES03015000J0G | MKDSFW1,5/3 |
| TV02515000J0G | SMKDSN 1.5/2 |
| TV03515000J0G | SMKDSN 1.5/3 |
| ~ | ~ |
| TV16515000J0G | SMKDSN 1.5/16 |
| E602015000J0G | MKDSO 2.5/2-L |
| E603015000J0G | MKDSO 2.5/3-L |
| E604015000J0G | MKDSO 2.5/4-L |
| E602015100J0G | MKDSO 2.5/2-R |
| E603015100J0G | MKDSO 2.5/3-R |
| E604015100J0G | MKDSO 2.5/4-R |
| E602018000J0G | MKDSO 2.5/2-L KMGY |
| E603018000J0G | MKDSO 2.5/3-L KMGY |
| E604018000J0G | MKDSO 2.5/4-L KMGY |
| E602018100J0G | MKDSO 2.5/2-R KMGY |
| E603018100J0G | MKDSO 2.5/3-R KMGY |
| E604018100J0G | MKDSO 2.5/4-R KMGY |
| K703038000J0G | MKDSO 2,5 HV/3R-7,5 KMGY |
| K703038100J0G | MKDSO 2,5 HV/3L-7,5 KMGY |
| TT02015000J0G | PT 1,5/2-PVH-5.0 |
| TT03015000J0G | PT 1,5/3-PVH-5.0 |
| ~ | ~ |
| TT16015000J0G | PT 1,5/16-PVH-5.0 |
| OP02000000J0G | PST 1,3/2-5.0 |
| OP03000000J0G | PST 1,3/3-5.0 |
| ~ | ~ |
| OP16000000J0G | PST 1,3/16-5.0 |
| OP020F0000J0G | PST 1,3/2-H-5.0 |
| OP030F0000J0G | PST 1,3/3-H-5.0 |
| ~ | ~ |
| OP160F0000J0G | PST 1,3/16-H-5.0 |
| EH02215000J0G | PT 1,5/2-PVH-3.5 |
| EH03215000J0G | PT 1,5/3-PVH-3.5 |
| ~ | ~ |

| FCI P/N | PHOENIX P/N |
|---|---|
| EH16215000J0G | PT 1,5/16-PVH-3.5 |
| OP022B0100J0G | PST 1.0/2-3.5 |
| OP032B0100J0G | PST 1.0/3-3.5 |
| ~ | ~ |
| OP162B0100J0G | PST 1.0/16-3.5 |
| TJ02115300J0G | MC 1,5/2-ST-3,5 |
| TJ03115300J0G | MC 1,5/3-ST-3,5 |
| ~ | ~ |
| TJ16115300J0G | MC 1,5/16-ST-3,5 |
| TJ02115200J0G | MC 1,5/2-STF-3,5 |
| TJ03115200J0G | MC 1,5/3-STF-3,5 |
| ~ | ~ |
| TJ16115200J0G | MC 1,5/16-STF-3,5 |
| TJ02315300J0G | MC 1,5/2-ST-3,81 |
| TJ03315300J0G | MC 1,5/3-ST-3,81 |
| ~ | ~ |
| TJ16315300J0G | MC 1,5/16-ST-3,81 |
| TJ02315200J0G | MC 1,5/2-STF-3,81 |
| TJ03315200J0G | MC 1,5/3-STF-3,81 |
| ~ | ~ |
| TJ16315200J0G | MC 1,5/16-STF-3,81 |
| TJ02715000J0G | MSTB 2,5/2-ST |
| TJ03715000J0G | MSTB 2,5/3-ST |
| ~ | ~ |
| TJ16715000J0G | MSTB 2,5/16-ST |
| TJ02715200J0G | MSTB 2,5/2-STF |
| TJ03715200J0G | MSTB 2,5/3-STF |
| ~ | ~ |
| TJ16715200J0G | MSTB 2,5/16-STF |
| TJ02515300J0G | MSTB 2,5/2-ST-5,08 |
| TJ03515300J0G | MSTB 2,5/3-ST-5,08 |
| ~ | ~ |
| TJ16515300J0G | MSTB 2,5/16-ST-5,08 |
| TJ02515200J0G | MSTB 2,5/2-STF-5,08 |
| TJ03515200J0G | MSTB 2,5/3-STF-5,08 |
| ~ | ~ |
| TJ16515200J0G | MSTB 2,5/16-STF-5,08 |
| TJ02A15000J0G | GMSTB 2,5/2-ST |
| TJ03A15000J0G | GMSTB 2,5/3-ST |
| ~ | ~ |
| TJ12A15000J0G | GMSTB 2,5/12-ST |
| TJ02A15200J0G | GMSTB 2,5/2-STF |
| TJ03A15200J0G | GMSTB 2,5/3-STF |
| ~ | ~ |
| TJ12A15200J0G | GMSTB 2,5/12-STF |
| TJ02015000J0G | GMSTB 2,5/2-ST-7,62 |
| TJ03015000J0G | GMSTB 2,5/3-ST-7,62 |
| ~ | ~ |
| TJ12015000J0G | GMSTB 2,5/12-ST-7,62 |
| TJ02015200J0G | GMSTB 2,5/2-STF-7,62 |
| TJ03015200J0G | GMSTB 2,5/3-STF-7,62 |
| ~ | ~ |
| TJ12015200J0G | GMSTB 2,5/12-STF-7,62 |
| TJ02715600J0G | MSTBT 2.5/2-ST |
| TJ03715600J0G | MSTBT 2.5/3-ST |
| ~ | ~ |

| FCI P/N | PHOENIX P/N |
|---|---|
| TJ16715600J0G | MSTBT 2.5/16-ST |
| TJ02715700J0G | MSTBT 2.5/2-STF |
| TJ03715700J0G | MSTBT 2.5/3-STF |
| ~ | ~ |
| TJ16715700J0G | MSTBT 2.5/16-STF |
| TJ02515600J0G | MSTBT 2.5/2-ST-5.08 |
| TJ03515600J0G | MSTBT 2.5/3-ST-5.08 |
| ~ | ~ |
| TJ16515600J0G | MSTBT 2.5/16-ST-5.08 |
| TJ02515700J0G | MSTBT 2.5/2-STF-5.08 |
| TJ03515700J0G | MSTBT 2.5/3-STF-5.08 |
| ~ | ~ |
| TJ16515700J0G | MSTBT 2.5/16-STF-5.08 |
| TJ08715400J0G | MSTB 2.5/8-STZ |
| TJ09715400J0G | MSTB 2.5/9-STZ |
| ~ | ~ |
| TJ16715400J0G | MSTB 2.5/16-STZ |
| TJ03515400J0G | MSTB 2.5/3-STZ-5.08 |
| TJ04715400J0G | MSTB 2.5/4-STZ-5.08 |
| ~ | ~ |
| TJ16715400J0G | MSTB 2.5/16-STZ-5.08 |
| VR02515000J0G | MC 1,5/2-ST1-5.08 |
| VR03515000J0G | MC 1,5/3-ST1-5.08 |
| ~ | ~ |
| VR12515000J0G | MC 1,5/12-ST1-5.08 |
| VR02515200J0G | MC 1,5/2-ST1F-5.08 |
| VR03515200J0G | MC 1,5/3-ST1F-5.08 |
| ~ | ~ |
| VR12515200J0G | MC 1,5/12-ST1F-5.08 |
| VR02515100J0G | MC 1,5/2-ST-5.08 |
| VR03515100J0G | MC 1,5/3-ST-5.08 |
| ~ | ~ |
| VR12515100J0G | MC 1,5/12-ST-5.08 |
| VR02515300J0G | MC1,5/2-STF-5.08 |
| VR03515300J0G | MC1,5/3-STF-5.08 |
| ~ | ~ |
| VR12515300J0G | MC1,5/12-STF-5.08 |
| VS02515000J0G | MCV 1,5/2-G-5.08 |
| VS03515000J0G | MCV 1,5/3-G-5.08 |
| ~ | ~ |
| VS12515000J0G | MCV 1,5/12-G-5.08 |
| VS02525000J0G | MCV 1,5/2-GF-5.08 |
| VS03525000J0G | MCV 1,5/3-GF-5.08 |
| ~ | ~ |
| VS12525000J0G | MCV 1,5/12-GF-5.08 |
| VS02515100J0G | MC 1,5/2-G-5.08 |
| VS03515100J0G | MC 1,5/3-G-5.08 |
| ~ | ~ |
| VS12515100J0G | MC 1,5/12-G-5.08 |
| VS02525100J0G | MC 1,5/2-GF-5.08 |
| VS03525100J0G | MC 1,5/3-GF-5.08 |
| ~ | ~ |
| VS12525100J0G | MC 1,5/12-GF-5.08 |
| VH02515000J0G | TMSTBP 2,5/2-ST-5,08 |
| VH03515000J0G | TMSTBP 2,5/3-ST-5,08 |
| ~ | ~ |

| FCI P/N | PHOENIX P/N |
|---|---|
| VH10515000J0G | TMSTBP 2,5/10-ST-5,08 |
| VH02515200J0G | TMSTBP 2,5/2-STF-5,08 |
| VH03515200J0G | TMSTBP 2,5/3-STF-5,08 |
| ~ | ~ |
| VH10515200J0G | TMSTBP 2,5/10-STF-5,08 |
| OQ02B15000J0G | MCV 0,5/2-G-2.5 |
| OQ03B15000J0G | MCV 0,5/3-G-2.5 |
| ~ | ~ |
| OQ12B15000J0G | MCV 0,5/12-G-2.5 |
| OQ02B15100J0G | MC 0,5/2-G-2.5 |
| OQ03B15100J0G | MC 0,5/3-G-2.5 |
| ~ | ~ |
| OQ12B15100J0G | MC 0,5/12-G-2.5 |
| OQ02125000J0G | MCV 1,5/2-G-3.5 |
| OQ03125000J0G | MCV 1,5/3-G-3.5 |
| ~ | ~ |
| OQ16125000J0G | MCV 1,5/16-G-3.5 |
| OQ02155000J0G | MCV 1,5/2-GF-3.5 |
| OQ03155000J0G | MCV 1,5/3-GF-3.5 |
| ~ | ~ |
| OQ16155000J0G | MCV 1,5/16-GF-3.5 |
| OQ02125100J0G | MC 1,5/2-G-3.5 |
| OQ03125100J0G | MC 1,5/3-G-3.5 |
| ~ | ~ |
| OQ16125100J0G | MC 1,5/16-G-3.5 |
| OQ02155100J0G | MC 1,5/2-GF-3.5 |
| OQ03155100J0G | MC 1,5/3-GF-3.5 |
| ~ | ~ |
| OQ16155100J0G | MC 1,5/16-GF-3.5 |
| OQ02325000J0G | MCV 1,5/2-G-3.81 |
| OQ03325000J0G | MCV 1,5/3-G-3.81 |
| ~ | ~ |
| OQ16325000J0G | MCV 1,5/16-G-3.81 |
| OQ02355000J0G | MCV 1,5/2-GF-3.81 |
| OQ03355000J0G | MCV 1,5/3-GF-3.81 |
| ~ | ~ |
| OQ16355000J0G | MCV 1,5/16-GF-3.81 |
| OQ02325100J0G | MC 1,5/2-G-3.81 |
| OQ03325100J0G | MC 1,5/3-G-3.81 |
| ~ | ~ |
| OQ16325100J0G | MC 1,5/16-G-3.81 |
| OQ02355100J0G | MC 1,5/2-GF-3.81 |
| OQ03355100J0G | MC 1,5/3-GF-3.81 |
| ~ | ~ |
| OQ16355100J0G | MC 1,5/16-GF-3.81 |
| OQ02705000J0G | MSTBV 2,5/2-G |
| OQ03705000J0G | MSTBV 2,5/3-G |
| ~ | ~ |
| OQ16705000J0G | MSTBV 2,5/16-G |
| OQ02715000J0G | MSTBVA 2,5/2-G |
| OQ03715000J0G | MSTBVA 2,5/3-G |
| ~ | ~ |
| OQ16715000J0G | MSTBVA 2,5/16-G |
| OQ02755000J0G | MSTBV 2,5/2-GF |
| OQ03755000J0G | MSTBV 2,5/3-GF |
| ~ | ~ |

| FCI P/N | PHOENIX P/N |
|---|---|
| OQ16755000J0G | MSTBV 2,5/16-GF |
| OQ02715003J0G | MSTBVA 2,5/2-G-RN |
| OQ03715003J0G | MSTBVA 2,5/3-G-RN |
| ~ | ~ |
| OQ16715003J0G | MSTBVA 2,5/16-G-RN |
| OQ02705100J0G | MSTB 2,5/2-G |
| OQ03705100J0G | MSTB 2,5/3-G |
| ~ | ~ |
| OQ16705100J0G | MSTB 2,5/16-G |
| OQ02715100J0G | MSTBA 2,5/2-G |
| OQ03715100J0G | MSTBA 2,5/3-G |
| ~ | ~ |
| OQ16715100J0G | MSTBA 2,5/16-G |
| OQ02755100J0G | MSTB 2,5/2-GF |
| OQ03755100J0G | MSTB 2,5/3-GF |
| ~ | ~ |
| OQ16755100J0G | MSTB 2,5/16-GF |
| OQ02715103J0G | MSTBA 2,5/2-G-RN |
| OQ03715103J0G | MSTBA 2,5/3-G-RN |
| ~ | ~ |
| OQ16715103J0G | MSTBA 2,5/16-G-RN |
| OQ02535000J0G | MSTBV 2,5/2-G-5,08 |
| OQ03535000J0G | MSTBV 2,5/3-G-5,08 |
| ~ | ~ |
| OQ16535000J0G | MSTBV 2,5/16-G-5,08 |
| OQ02545000J0G | MSTBVA 2,5/2-G-5,08 |
| OQ03545000J0G | MSTBVA 2,5/3-G-5,08 |
| ~ | ~ |
| OQ16545000J0G | MSTBVA 2,5/16-G-5,08 |
| OQ02555000J0G | MSTBV 2,5/2-GF-5,08 |
| OQ03555000J0G | MSTBV 2,5/3-GF-5,08 |
| ~ | ~ |
| OQ16555000J0G | MSTBV 2,5/16-GF-5,08 |
| OQ02545003J0G | MSTBVA 2,5/2-G-5.08-RN |
| OQ03545003J0G | MSTBVA 2,5/3-G-5.08-RN |
| ~ | ~ |
| OQ16545003J0G | MSTBVA 2,5/16-G-5.08-RN |
| OQ02535100J0G | MSTB 2,5/2-G-5,08 |
| OQ03535100J0G | MSTB 2,5/3-G-5,08 |
| ~ | ~ |
| OQ16535100J0G | MSTB 2,5/16-G-5,08 |
| OQ02545100J0G | MSTBA 2,5/2-G-5,08 |
| OQ03545100J0G | MSTBA 2,5/3-G-5,08 |
| ~ | ~ |
| OQ16545100J0G | MSTBA 2,5/16-G-5,08 |
| OQ02555100J0G | MSTB 2,5/2-GF-5,08 |
| OQ03555100J0G | MSTB 2,5/3-GF-5,08 |
| ~ | ~ |
| OQ16555100J0G | MSTB 2,5/16-GF-5,08 |
| OQ02545103J0G | MSTBA 2,5/2-G-5,08-RN |
| OQ03545103J0G | MSTBA 2,5/3-G-5,08-RN |
| ~ | ~ |
| OQ16545103J0G | MSTBA 2,5/16-G-5,08-RN |
| OQ02A05000J0G | GMSTBV 2,5/2-G |
| OQ03A05000J0G | GMSTBV 2,5/3-G |
| ~ | ~ |

| FCI P/N | PHOENIX P/N |
|---|---|
| OQ12A05000J0G | GMSTBV 2,5/12-G |
| OQ02A15000J0G | GMSTBVA 2,5/2-G |
| OQ03A15000J0G | GMSTBVA 2,5/3-G |
| ~ | ~ |
| OQ12A15000J0G | GMSTBVA 2,5/12-G |
| OQ02A55000J0G | GMSTBV 2,5/2-GF |
| OQ03A55000J0G | GMSTBV 2,5/3-GF |
| ~ | ~ |
| OQ12A55000J0G | GMSTBV 2,5/12-GF |
| OQ02A05100J0G | GMSTB 2,5/2-G |
| OQ03A05100J0G | GMSTB 2,5/3-G |
| ~ | ~ |
| OQ12A05100J0G | GMSTB 2,5/12-G |
| OQ02A15100J0G | GMSTBA 2,5/2-G |
| OQ03A15100J0G | GMSTBA 2,5/3-G |
| ~ | ~ |
| OQ12A15100J0G | GMSTBA 2,5/12-G |
| OQ02A55100J0G | GMSTB 2,5/2-GF |
| OQ03A55100J0G | GMSTB 2,5/3-GF |
| ~ | ~ |
| OQ12A55100J0G | GMSTB 2,5/12-GF |
| OQ02005000J0G | GMSTBV 2,5/2-G-7,62 |
| OQ03005000J0G | GMSTBV 2,5/3-G-7,62 |
| ~ | ~ |
| OQ12005000J0G | GMSTBV 2,5/12-G-7,62 |
| OQ02015000J0G | GMSTBVA 2,5/2-G-7,62 |
| OQ03015000J0G | GMSTBVA 2,5/3-G-7,62 |
| ~ | ~ |
| OQ12015000J0G | GMSTBVA 2,5/12-G-7,62 |
| OQ02055000J0G | GMSTBV 2,5/2-GF-7,62 |
| OQ03055000J0G | GMSTBV 2,5/3-GF-7,62 |
| ~ | ~ |
| OQ12055000J0G | GMSTBV 2,5/12-GF-7,62 |
| OQ02005100J0G | GMSTB 2,5/2-G-7,62 |
| OQ03005100J0G | GMSTB 2,5/3-G-7,62 |
| ~ | ~ |
| OQ12005100J0G | GMSTB 2,5/12-G-7,62 |
| OQ02015100J0G | GMSTBA 2,5/2-G-7,62 |
| OQ03015100J0G | GMSTBA 2,5/3-G-7,62 |
| ~ | ~ |
| OQ12015100J0G | GMSTBA 2,5/12-G-7,62 |
| OQ02055100J0G | GMSTB 2,5/2-GF-7,62 |
| OQ03055100J0G | GMSTB 2,5/3-GF-7,62 |
| ~ | ~ |
| OQ12055100J0G | GMSTB 2,5/12-GF-7,62 |
| VK02115000J0G | SMC 1,5/2-G-3,5 |
| VK03115000J0G | SMC 1,5/3-G-3,5 |
| ~ | ~ |
| VK24115000J0G | SMC 1,5/24-G-3,5 |
| VK02125000J0G | SMC 1,5/2-GF-3,5 |
| VK03125000J0G | SMC 1,5/3-GF-3,5 |
| ~ | ~ |
| VK24125000J0G | SMC 1,5/24-GF-3,5 |
| VK02315000J0G | SMC 1,5/2-G-3,81 |
| VK03315000J0G | SMC 1,5/3-G-3,81 |
| ~ | ~ |

| FCI P/N | PHOENIX P/N |
|---|---|
| VK24315000J0G | SMC 1,5/24-G-3,81 |
| VK02325000J0G | SMC 1,5/2-GF-3,81 |
| VK03325000J0G | SMC 1,5/3-GF-3,81 |
| ~ | ~ |
| VK24325000J0G | SMC 1,5/24-GF-3,81 |
| VK02705000J0G | SMSTB 2,5/2-G |
| VK03705000J0G | SMSTB 2,5/3-G |
| ~ | ~ |
| VK24705000J0G | SMSTB 2,5/24-G |
| VK02715000J0G | SMSTBA 2,5/2-G |
| VK03715000J0G | SMSTBA 2,5/3-G |
| ~ | ~ |
| VK2415000J0G | SMSTBA 2,5/24-G |
| VK02725000J0G | SMSTB 2,5/2-GF |
| VK03725000J0G | SMSTB 2,5/3-GF |
| ~ | ~ |
| VK24725000J0G | SMSTB 2,5/24-GF |
| VK02505000J0G | SMSTB 2,5/2-G-5,08 |
| VK03505000J0G | SMSTB 2,5/3-G-5,08 |
| ~ | ~ |
| VK24505000J0G | SMSTB 2,5/24-G-5,08 |
| VK02515000J0G | SMSTBA 2,5/2-G-5,08 |
| VK03515000J0G | SMSTBA 2,5/3-G-5,08 |
| ~ | ~ |
| VK24515000J0G | SMSTBA 2,5/24-G-5,08 |
| VK02525000J0G | SMSTB 2,5/2-GF-5,08 |
| VK03525000J0G | SMSTB 2,5/3-GF-5,08 |
| ~ | ~ |
| VK24525000J0G | SMSTB 2,5/24-GF-5,08 |
| VB02015000J0G | PC 4/2-ST-7,62 |
| VB03015000J0G | PC 4/3-ST-7,62 |
| ~ | ~ |
| VB12015000J0G | PC 4/12-ST-7,62 |
| VB02015200J0G | PC 4/2-STF-7,62 |
| VB03015200J0G | PC 4/3-STF-7,62 |
| ~ | ~ |
| VB12015200J0G | PC 4/12-STF-7,62 |
| VC02005000J0G | PC 4/2-G-7,62 |
| VC03005000J0G | PC 4/3-G-7,62 |
| ~ | ~ |
| VC12005000J0G | PC 4/12-G-7,62 |
| VC02015000J0G | PC 4/2-GF-7,62 |
| VC03015000J0G | PC 4/3-GF-7,62 |
| ~ | ~ |
| VC12015000J0G | PC 4/12-GF-7,62 |
| VC02005100J0G | PCV 4/2-G-7,62 |
| VC03005100J0G | PCV 4/3-G-7,62 |
| ~ | ~ |
| VC12005100J0G | PCV 4/12-G-7,62 |
| VC02015100J0G | PCV 4/2-GF-7,62 |
| VC03015100J0G | PCV 4/3-GF-7,62 |
| ~ | ~ |
| VC12015100J0G | PCV 4/12-GF-7,62 |
| VC02025100J0G | DFK-PC4/2-G-7.62-FS4,8 |
| VC03025100J0G | DFK-PC4/3-G-7.62-FS4,8 |
| ~ | ~ |

| FCI P/N | PHOENIX P/N |
|---|---|
| VC12025100J0G | DFK-PC4/12-G-7.62-FS4,8 |
| ET02025000J0G | PC 5/2-ST-7,62 |
| ET03025000J0G | PC 5/3-ST-7,62 |
| ~ | ~ |
| ET12025000J0G | PC 5/12-ST-7,62 |
| ET02025200J0G | PC 5/2-STF-7,62 |
| ET03025200J0G | PC 5/3-STF-7,62 |
| ~ | ~ |
| ET12025200J0G | PC 5/12-STF-7,62 |
| ET03025300J0G | PC 5/3-STF-SH-7.62 |
| ET04025300J0G | PC 5/4-STF-SH-7.62 |
| EV02615000J0G | PC 16/2-ST-10.16 |
| EV03615000J0G | PC 16/3-ST-10.16 |
| ~ | ~ |
| EV10615000J0G | PC 16/10-ST-10.16 |
| EV02615100J0G | PC 16/2-STF-10.16 |
| EV03615100J0G | PC 16/3-STF-10.16 |
| ~ | ~ |
| EV10615100J0G | PC 16/10-STF-10.16 |
| EV03615200J0G | PC 16/3-STF-SH-10.16 |
| EV04615200J0G | PC 16/4-STF-SH-10.16 |
| EW02615000J0G | PCV 6-16/2-G1-10.16 |
| EW03615000J0G | PCV 6-16/3-G1-10.16 |
| ~ | ~ |
| EW10615000J0G | PCV 6-16/10-G1-10.16 |
| EW02625000J0G | PCV 6-16/2-G1F-10.16 |
| EW03625000J0G | PCV 6-16/3-G1F-10.16 |
| ~ | ~ |
| EW10625000J0G | PCV 6-16/10-G1F-10.16 |
| EW02615200J0G | PC 6-16/2-G1-10.16 |
| EW03615200J0G | PC 6-16/3-G1-10.16 |
| ~ | ~ |
| EW10615200J0G | PC 6-16/10-G1-10.16 |
| EW02615100J0G | PC 6-16/2-G1U-10.16 |
| EW03615100J0G | PC 6-16/3-G1U-10.16 |
| ~ | ~ |
| EW10615100J0G | PC 6-16/10-G1U-10.16 |
| EW02625200J0G | PC 6-16/2-G1F-10.16 |
| EW03625200J0G | PC 6-16/3-G1F-10.16 |
| ~ | ~ |
| EW10625200J0G | PC 6-16/10-G1F-10.16 |
| EW02625100J0G | PC 6-16/2-G1FU-10.16 |
| EW03625100J0G | PC 6-16/3-G1FU-10.16 |
| ~ | ~ |
| EW10625100J0G | PC 6-16/10-G1FU-10.16 |
| V902515000J0G | MSTBU 2.5/2-STD-5.08 |
| V903515000J0G | MSTBU 2.5/3-STD-5.08 |
| ~ | ~ |
| V924515000J0G | MSTBU 2.5/24-STD-5.08 |
| V905515400J0G | UMSTBVK 2.5/5-ST-5.08 |
| V906515400J0G | UMSTBVK 2.5/6-ST-5.08 |
| ~ | ~ |
| V924515400J0G | UMSTBVK 2.5/24-ST-5.08 |
| V905515500J0G | UMSTBVK2.5/5-STF-5.08 |
| V906515500J0G | UMSTBVK2.5/6-STF-5.08 |
| ~ | ~ |

| FCI P/N | PHOENIX P/N |
|---|---|
| V924515500J0G | UMSTBVK2.5/24-STF-5.08 |
| TS02115A00J0G | MCVR 1,5/2-ST-3,5 |
| TS03115A00J0G | MCVR 1,5/3-ST-3,5 |
| ~ | ~ |
| TS24115A00J0G | MCVR 1,5/24-ST-3,5 |
| TS02115C00J0G | MCVR 1,5/2-STF-3,5 |
| TS03115C00J0G | MCVR 1,5/3-STF-3,5 |
| ~ | ~ |
| TS24115C00J0G | MCVR 1,5/24-STF-3,5 |
| TS02115B00J0G | MCVW 1,5/2-ST-3,5 |
| TS03115B00J0G | MCVW 1,5/3-ST-3,5 |
| ~ | ~ |
| TS24115B00J0G | MCVW 1,5/24-ST-3,5 |
| TS02115D00J0G | MCVW 1,5/2-STF-3,5 |
| TS03115D00J0G | MCVW 1,5/3-STF-3,5 |
| ~ | ~ |
| TS24115D00J0G | MCVW 1,5/24-STF-3,5 |
| TS02315A00J0G | MCVR 1,5/2-ST-3,81 |
| TS03315A00J0G | MCVR 1,5/3-ST-3,81 |
| ~ | ~ |
| TS24315A00J0G | MCVR 1,5/24-ST-3,81 |
| TS02315C00J0G | MCVR 1,5/2-STF-3,81 |
| TS03315C00J0G | MCVR 1,5/3-STF-3,81 |
| ~ | ~ |
| TS24315C00J0G | MCVR 1,5/24-STF-3,81 |
| TS02315B00J0G | MCVW 1,5/2-ST-3,81 |
| TS03315B00J0G | MCVW 1,5/3-ST-3,81 |
| ~ | ~ |
| TS24315B00J0G | MCVW 1,5/24-ST-3,81 |
| TS02315D00J0G | MCVW 1,5/2-STF-3,81 |
| TS03315D00J0G | MCVW 1,5/3-STF-3,81 |
| ~ | ~ |
| TS24315D00J0G | MCVW 1,5/24-STF-3,81 |
| TS02715A00J0G | MVSTBR 2,5/2-ST |
| TS03715A00J0G | MVSTBR 2,5/3-ST |
| ~ | ~ |
| TS24715A00J0G | MVSTBR 2,5/24-ST |
| TS02715C00J0G | MVSTBR 2,5/2-STF |
| TS03715C00J0G | MVSTBR 2,5/3-STF |
| ~ | ~ |
| TS24715C00J0G | MVSTBR 2,5/24-STF |
| TS02715B00J0G | MVSTBW 2,5/2-ST |
| TS03715B00J0G | MVSTBW 2,5/3-ST |
| ~ | ~ |
| TS24715B00J0G | MVSTBW 2,5/24-ST |
| TS02715D00J0G | MVSTBW 2,5/2-STF |
| TS03715D00J0G | MVSTBW 2,5/3-STF |
| ~ | ~ |
| TS24715D00J0G | MVSTBW 2,5/24-STF |
| TS02515A00J0G | MVSTBR 2,5/2-ST-5,08 |
| TS03515A00J0G | MVSTBR 2,5/3-ST-5,08 |
| ~ | ~ |
| TS24515A00J0G | MVSTBR 2,5/24-ST-5,08 |
| TS02515C00J0G | MVSTBR 2,5/2-STF-5,08 |
| TS03515C00J0G | MVSTBR 2,5/3-STF-5,08 |
| ~ | ~ |

| FCI P/N | PHOENIX P/N |
|---|---|
| TS24515C00J0G | MVSTBR 2,5/24-STF-5,08 |
| TS02515B00J0G | MVSTBW 2,5/2-ST-5,08 |
| TS03515B00J0G | MVSTBW 2,5/3-ST-5,08 |
| ~ | ~ |
| TS24515B00J0G | MVSTBW 2,5/24-ST-5,08 |
| TS02515D00J0G | MVSTBW 2,5/2-STF-5,08 |
| TS03515D00J0G | MVSTBW 2,5/3-STF-5,08 |
| ~ | ~ |
| TS24515D00J0G | MVSTBW 2,5/24-STF-5,08 |
| TS02A15A00J0G | GMVSTBR 2,5/2-ST |
| TS03A15A00J0G | GMVSTBR 2,5/3-ST |
| ~ | ~ |
| TS16A15A00J0G | GMVSTBR 2,5/16-ST |
| TS02A15C00J0G | GMVSTBR 2,5/2-STF |
| TS03A15C00J0G | GMVSTBR 2,5/3-STF |
| ~ | ~ |
| TS16A15C00J0G | GMVSTBR 2,5/16-STF |
| TS02A15B00J0G | GMVSTBW 2,5/2-ST |
| TS03A15B00J0G | GMVSTBW 2,5/3-ST |
| ~ | ~ |
| TS16A15B00J0G | GMVSTBW 2,5/24-ST |
| TS02A15D00J0G | GMVSTBW 2,5/2-STF |
| TS03A15D00J0G | GMVSTBW 2,5/3-STF |
| ~ | ~ |
| TS16A15D00J0G | GMVSTBW 2,5/24-STF |
| TS02015A00J0G | GMVSTBR 2,5/2-ST-7,62 |
| TS03015A00J0G | GMVSTBR 2,5/3-ST-7,62 |
| ~ | ~ |
| TS16015A00J0G | GMVSTBR 2,5/16-ST-7,62 |
| TS02015C00J0G | GMVSTBR 2,5/2-STF-7,62 |
| TS03015C00J0G | GMVSTBR 2,5/3-STF-7,62 |
| ~ | ~ |
| TS16015C00J0G | GMVSTBR 2,5/16-STF-7,62 |
| TS02015B00J0G | GMVSTBW 2,5/2-ST-7,62 |
| TS03015B00J0G | GMVSTBW 2,5/3-ST-7,62 |
| ~ | ~ |
| TS16015B00J0G | GMVSTBW 2,5/16-ST-7,62 |
| TS02015D00J0G | GMVSTBW 2,5/2-STF-7,62 |
| TS03015D00J0G | GMVSTBW 2,5/3-STF-7,62 |
| ~ | ~ |
| TS16015D00J0G | GMVSTBW 2,5/16-STF-7,62 |
| VM02155000J0G | FRONT-MC 1,5/2-ST-3,5 |
| VM03155000J0G | FRONT-MC 1,5/3-ST-3,5 |
| ~ | ~ |
| VM24155000J0G | FRONT-MC 1,5/24-ST-3,5 |
| VM02155200J0G | FRONT-MC 1,5/2-STF-3,5 |
| VM03155200J0G | FRONT-MC 1,5/3-STF-3,5 |
| ~ | ~ |
| VM24155200J0G | FRONT-MC 1,5/24-STF-3,5 |
| VM02355000J0G | FRONT-MC 1,5/2-ST-3,81 |
| VM03355000J0G | FRONT-MC 1,5/3-ST-3,81 |
| ~ | ~ |
| VM24355000J0G | FRONT-MC 1,5/24-ST-3,81 |
| VM02355200J0G | FRONT-MC 1,5/2-STF-3,81 |
| VM03355200J0G | FRONT-MC 1,5/3-STF-3,81 |
| ~ | ~ |

| FCI P/N | PHOENIX P/N |
|---|---|
| VM24355200J0G | FRONT-MC 1,5/24-STF-3,81 |
| VM02755000J0G | FRONT-MSTB 2,5/2-ST |
| VM03755000J0G | FRONT-MSTB 2,5/3-ST |
| ~ | ~ |
| VM24755000J0G | FRONT-MSTB 2,5/24-ST |
| VM02755200J0G | FRONT-MSTB 2,5/2-STF |
| VM03755200J0G | FRONT-MSTB 2,5/3-STF |
| ~ | ~ |
| VM24755200J0G | FRONT-MSTB 2,5/24-STF |
| VM02555100J0G | FRONT-MSTB 2,5/2-ST-5,08 |
| VM03555100J0G | FRONT-MSTB 2,5/3-ST-5,08 |
| ~ | ~ |
| VM24555100J0G | FRONT-MSTB 2,5/24-ST-5,08 |
| VM02555300J0G | FRONT-MSTB 2,5/2-STF-5,08 |
| VM03555300J0G | FRONT-MSTB 2,5/3-STF-5,08 |
| ~ | ~ |
| VM24555300J0G | FRONT-MSTB 2,5/24-STF-5,08 |
| VM02055100J0G | FRONT-GMSTB 2,5/2-ST-7.62 |
| VM03055100J0G | FRONT-GMSTB 2,5/3-ST-7.62 |
| ~ | ~ |
| VM16055100J0G | FRONT-GMSTB 2,5/16-ST-7.62 |
| VM02055300J0G | FRONT-GMSTB 2,5/2-STF-7.62 |
| VM03055300J0G | FRONT-GMSTB 2,5/3-STF-7.62 |
| ~ | ~ |
| VM16055300J0G | FRONT-GMSTB 2,5/16-STF-7.62 |
| EM02715000J0G | SMSTB 2,5/2-ST |
| EM03715000J0G | SMSTB 2,5/3-ST |
| ~ | ~ |
| EM24715000J0G | SMSTB 2,5/24-ST |
| EM02715200J0G | SMSTB 2,5/2-STF |
| EM03715200J0G | SMSTB 2,5/3-STF |
| ~ | ~ |
| EM24715200J0G | SMSTB 2,5/24-STF |
| EM02515000J0G | SMSTB 2,5/2-ST-5,08 |
| EM03515000J0G | SMSTB 2,5/3-ST-5,08 |
| ~ | ~ |
| EM24515000J0G | SMSTB 2,5/24-ST-5,08 |
| EM02515200J0G | SMSTB 2,5/2-STF-5,08 |
| EM03515200J0G | SMSTB 2,5/3-STF-5,08 |
| ~ | ~ |
| EM24515200J0G | SMSTB 2,5/24-STF-5,08 |
| VL04B15000J0G | MCDV 0,5/2-G1-2,5 |
| VL06B15000J0G | MCDV 0,5/3-G1-2,5 |
| ~ | ~ |
| VL48B15000J0G | MCDV 0,5/24-G1-2,5 |
| VL04B15100J0G | MCD 0,5/2-G1-2,5 |
| VL06B15100J0G | MCD 0,5/3-G1-2,5 |
| ~ | ~ |
| VL48B15100J0G | MCD 0,5/24-G1-2,5 |
| VL04135000J0G | MCDV 1,5/2-G1-3.5 |
| VL06135000J0G | MCDV 1,5/3-G1-3.5 |
| ~ | ~ |
| VL32135000J0G | MCDV 1,5/16-G1-3.5 |
| VL04145000J0G | MCDV 1,5/2-G1F-3.5 |
| VL06145000J0G | MCDV 1,5/3-G1F-3.5 |
| ~ | ~ |

| FCI P/N | PHOENIX P/N |
|---|---|
| VL32145000J0G | MCDV 1,5/16-G1F-3.5 |
| VL04135100J0G | MCD 1,5/2-G1-3.5 |
| VL06135100J0G | MCD 1,5/3-G1-3.5 |
| ~ | ~ |
| VL32135100J0G | MCD 1,5/16-G1-3.5 |
| VL04145100J0G | MCD 1,5/2-G1F-3.5 |
| VL06145100J0G | MCD 1,5/3-G1F-3.5 |
| ~ | ~ |
| VL32145100J0G | MCD 1,5/16-G1F-3.5 |
| VL04315000J0G | MCD 1,5/2-G1-3.81 |
| VL06315000J0G | MCD 1,5/3-G1-3.81 |
| ~ | ~ |
| VL32315000J0G | MCD 1,5/16-G1-3.81 |
| VL04325000J0G | MCDV 1,5/2-G1F-3.81 |
| VL06325000J0G | MCDV 1,5/3-G1F-3.81 |
| ~ | ~ |
| VL32325000J0G | MCDV 1,5/16-G1F-3.81 |
| VL04315100J0G | MCD 1,5/2-G1-3.81 |
| VL06315100J0G | MCD 1,5/3-G1-3.81 |
| ~ | ~ |
| VL32315100J0G | MCD 1,5/16-G1-3.81 |
| VL04325100J0G | MCD 1,5/2-G1F-3.81 |
| VL06325100J0G | MCD 1,5/3-G1F-3.81 |
| ~ | ~ |
| VL32325100J0G | MCD 1,5/16-G1F-3.81 |
| VL04715000J0G | MDSTBV 2,5/2-G1 |
| VL06715000J0G | MDSTBV 2,5/3-G1 |
| ~ | ~ |
| VL32715000J0G | MDSTBV 2,5/16-G1 |
| VL04725000J0G | MDSTBV 2,5/2-G1F |
| VL06725000J0G | MDSTBV 2,5/3-G1F |
| ~ | ~ |
| VL32725000J0G | MDSTBV 2,5/16-G1F |
| VL04715100J0G | MDSTB 2,5/2-G1 |
| VL06715100J0G | MDSTB 2,5/3-G1 |
| ~ | ~ |
| VL32715100J0G | MDSTB 2,5/16-G1 |
| VL04725100J0G | MDSTB 2,5/2-G1F |
| VL06725100J0G | MDSTB 2,5/3-G1F |
| ~ | ~ |
| VL32725100J0G | MDSTB 2,5/16-G1F |
| VL04515000J0G | MDSTBV 2,5/2-G1-5,08 |
| VL06515000J0G | MDSTBV 2,5/3-G1-5,08 |
| ~ | ~ |
| VL32515000J0G | MDSTBV 2,5/16-G1-5,08 |
| VL04525000J0G | MDSTBV 2,5/2-G1F-5,08 |
| VL06525000J0G | MDSTBV 2,5/3-G1F-5,08 |
| ~ | ~ |
| VL32525000J0G | MDSTBV 2,5/16-G1F-5,08 |
| VL04515100J0G | MDSTB 2,5/2-G1-5,08 |
| VL06515100J0G | MDSTB 2,5/3-G1-5,08 |
| ~ | ~ |
| VL32515100J0G | MDSTB 2,5/16-G1-5,08 |
| VL04525100J0G | MDSTB 2,5/2-G1F-5,08 |
| VL06525100J0G | MDSTB 2,5/3-G1F-5,08 |
| ~ | ~ |

| FCI P/N | PHOENIX P/N |
|---|---|
| VL32525100J0G | MDSTB 2,5/16-G1F-5,08 |
| VO04115000J0G | MCDV 1,5/2-G-3,5 |
| VO06115000J0G | MCDV 1,5/3-G-3,5 |
| ~ | ~ |
| VO32115000J0G | MCDV 1,5/16-G-3,5 |
| VO04115100J0G | MCD 1,5/2-G-3,5 |
| VO06115100J0G | MCD 1,5/3-G-3,5 |
| ~ | ~ |
| VO32115100J0G | MCD 1,5/16-G-3,5 |
| VO04125000J0G | MCDV 1,5/2-GF-3,5 |
| VO06125000J0G | MCDV 1,5/3-GF-3,5 |
| ~ | ~ |
| VO32125000J0G | MCDV 1,5/16-GF-3,5 |
| VO04125100J0G | MCD 1,5/2-GF-3,5 |
| VO06125100J0G | MCD 1,5/3-GF-3,5 |
| ~ | ~ |
| VO32125100J0G | MCD 1,5/16-GF-3,5 |
| VO04315000J0G | MCDV 1,5/2-G-3,81 |
| VO06315000J0G | MCDV 1,5/3-G-3,81 |
| ~ | ~ |
| VO32315000J0G | MCDV 1,5/16-G-3,81 |
| VO04315100J0G | MCD 1,5/2-G-3,81 |
| VO06315100J0G | MCD 1,5/3-G-3,81 |
| ~ | ~ |
| VO32315100J0G | MCD 1,5/16-G-3,81 |
| VO04325000J0G | MCDV 1,5/2-GF-3,81 |
| VO06325000J0G | MCDV 1,5/3-GF-3,81 |
| ~ | ~ |
| VO32325000J0G | MCDV 1,5/16-GF-3,81 |
| VO04325100J0G | MCD 1,5/2-GF-3,81 |
| VO06325100J0G | MCD 1,5/3-GF-3,81 |
| ~ | ~ |
| VO32325100J0G | MCD 1,5/16-GF-3,81 |
| VF04705000J0G | MDSTBV 2,5/2-G |
| VF06705000J0G | MDSTBV 2,5/3-G |
| ~ | ~ |
| VF24705000J0G | MDSTBV 2,5/12-G |
| VF04715000J0G | MDSTBVA 2,5/2-G |
| VF06715000J0G | MDSTBVA 2,5/3-G |
| ~ | ~ |
| VF24715000J0G | MDSTBVA 2,5/12-G |
| VF04725000J0G | MDSTBV 2,5/2-GF |
| VF06725000J0G | MDSTBV 2,5/3-GF |
| ~ | ~ |
| VF24725000J0G | MDSTBV 2,5/12-GF |
| VF04705100J0G | MDSTB 2,5/2-G |
| VF06705100J0G | MDSTB 2,5/3-G |
| ~ | ~ |
| VF24705100J0G | MDSTB 2,5/12-G |
| VF04715100J0G | MDSTBA 2,5/2-G |
| VF06715100J0G | MDSTBA 2,5/3-G |
| ~ | ~ |
| VF24715100J0G | MDSTBA 2,5/12-G |
| VF04725100J0G | MDSTB 2,5/2-GF |
| VF06725100J0G | MDSTB 2,5/3-GF |
| ~ | ~ |

| FCI P/N | PHOENIX P/N |
|---|---|
| VF24725100J0G | MDSTB 2,5/12-GF |
| VF04505000J0G | MDSTBV 2,5/2-G-5.08 |
| VF06505000J0G | MDSTBV 2,5/3-G-5.08 |
| ~ | ~ |
| VF24505000J0G | MDSTBV 2,5/12-G-5.08 |
| VF04515000J0G | MDSTBVA 2,5/2-G-5.08 |
| VF06515000J0G | MDSTBVA 2,5/3-G-5.08 |
| ~ | ~ |
| VF24515000J0G | MDSTBVA 2,5/12-G-5.08 |
| VF04525000J0G | MDSTBV 2,5/2-GF-5.08 |
| VF06525000J0G | MDSTBV 2,5/3-GF-5.08 |
| ~ | ~ |
| VF24525000J0G | MDSTBV 2,5/12-GF-5.08 |
| VF04505100J0G | MDSTB 2,5/2-G-5.08 |
| VF06505100J0G | MDSTB 2,5/3-G-5.08 |
| ~ | ~ |
| VF24505100J0G | MDSTB 2,5/12-G-5.08 |
| VF04515100J0G | MDSTBA 2,5/2-G-5.08 |
| VF06515100J0G | MDSTBA 2,5/3-G-5.08 |
| ~ | ~ |
| VF24515100J0G | MDSTBA 2,5/12-G-5.08 |
| VF04525100J0G | MDSTB 2,5/2-GF-5.08 |
| VF06525100J0G | MDSTB 2,5/3-GF-5.08 |
| ~ | ~ |
| VF24525100J0G | MDSTB 2,5/12-GF-5.08 |
| VZ02305000J0G | DFK-MC 1,5/2-GF-3,81 |
| VZ03305000J0G | DFK-MC 1,5/3-GF-3,81 |
| ~ | ~ |
| VZ24305000J0G | DFK-MC 1,5/24-GF-3,81 |
| VZ02505000J0G | DFK-MSTB 2,5/2-GF-5.08 |
| VZ03505000J0G | DFK-MSTB 2,5/3-GF-5.08 |
| ~ | ~ |
| VZ24505000J0G | DFK-MSTB 2,5/24-GF-5.08 |
| V702115000J0G | IMCV 1,5/2-G-3,5 |
| V703115000J0G | IMCV 1,5/3-G-3,5 |
| ~ | ~ |
| V724115000J0G | IMCV 1,5/24-G-3,5 |
| V702125000J0G | IMCV 1,5/2-GF-3,5 |
| V703125000J0G | IMCV 1,5/3-GF-3,5 |
| ~ | ~ |
| V724125000J0G | IMCV 1,5/24-GF-3,5 |
| V702115100J0G | IMC 1,5/2-G-3,5 |
| V703115100J0G | IMC 1,5/3-G-3,5 |
| ~ | ~ |
| V724115100J0G | IMC 1,5/24-G-3,5 |
| V702125100J0G | IMC 1,5/2-GF-3,5 |
| V703125100J0G | IMC 1,5/3-GF-3,5 |
| ~ | ~ |
| V724125100J0G | IMC 1,5/24-GF-3,5 |
| V702315000J0G | IMCV 1,5/2-G-3,81 |
| V703315000J0G | IMCV 1,5/3-G-3,81 |
| ~ | ~ |
| V724315000J0G | IMCV 1,5/24-G-3,81 |
| V702325000J0G | IMCV 1,5/2-GF-3,81 |
| V703325000J0G | IMCV 1,5/3-GF-3,81 |
| ~ | ~ |

| FCI P/N | PHOENIX P/N |
|---|---|
| V724325000J0G | IMCV 1,5/24-GF-3,81 |
| V702315100J0G | IMC 1,5/2-G-3,81 |
| V703315100J0G | IMC 1,5/3-G-3,81 |
| ~ | ~ |
| V724315100J0G | IMC 1,5/24-G-3,81 |
| V702325100J0G | IMC 1,5/2-GF-3,81 |
| V703325100J0G | IMC 1,5/3-GF-3,81 |
| ~ | ~ |
| V724325100J0G | IMC 1,5/24-GF-3,81 |
| V702715000J0G | ICV 2,5/2-G |
| V703715000J0G | ICV 2,5/3-G |
| ~ | ~ |
| V724715000J0G | ICV 2,5/24-G |
| V702725000J0G | ICV 2,5/2-GF |
| V703725000J0G | ICV 2,5/3-GF |
| ~ | ~ |
| V724725000J0G | ICV 2,5/24-GF |
| V702715100J0G | IC 2,5/2-G |
| V703715100J0G | IC 2,5/3-G |
| ~ | ~ |
| V724715100J0G | IC 2,5/24-G |
| V702725100J0G | IC 2,5/2-GF |
| V703725100J0G | IC 2,5/3-GF |
| ~ | ~ |
| V724725100J0G | IC 2,5/24-GF |
| V702515000J0G | ICV 2,5/2-G-5,08 |
| V703515000J0G | ICV 2,5/3-G-5,08 |
| ~ | ~ |
| V724515000J0G | ICV 2,5/24-G-5,08 |
| V702525000J0G | ICV 2,5/2-GF-5,08 |
| V703525000J0G | ICV 2,5/3-GF-5,08 |
| ~ | ~ |
| V724525000J0G | ICV 2,5/24-GF-5,08 |
| V702515100J0G | IC 2,5/2-G-5,08 |
| V703515100J0G | IC 2,5/3-G-5,08 |
| ~ | ~ |
| V724515100J0G | IC 2,5/24-G-5,08 |
| V702525100J0G | IC 2,5/2-GF-5,08 |
| V703525100J0G | IC 2,5/3-GF-5,08 |
| ~ | ~ |
| V724525100J0G | IC 2,5/24-GF-5,08 |
| V702A15000J0G | GICV 2,5/2-G |
| V703A15000J0G | GICV 2,5/3-G |
| ~ | ~ |
| V716A15000J0G | GICV 2,5/16-G |
| V702A25000J0G | GICV 2,5/2-GF |
| V703A25000J0G | GICV 2,5/3-GF |
| ~ | ~ |
| V716A25000J0G | GICV 2,5/16-GF |
| V702A15100J0G | GIC 2,5/2-G |
| V703A15100J0G | GIC 2,5/3-G |
| ~ | ~ |
| V716A15100J0G | GIC 2,5/16-G |
| V702A25100J0G | GIC 2,5/2-GF |
| V703A25100J0G | GIC 2,5/3-GF |
| ~ | ~ |

| FCI P/N | PHOENIX P/N |
|---|---|
| V716A25100J0G | GIC 2,5/16-GF |
| V702015000J0G | GICV 2,5/2-G-7,62 |
| V703015000J0G | GICV 2,5/3-G-7,62 |
| ~ | ~ |
| V716015000J0G | GICV 2,5/16-G-7,62 |
| V702025000J0G | GICV 2,5/2-GF-7,62 |
| V703025000J0G | GICV 2,5/3-GF-7,62 |
| ~ | ~ |
| V716025000J0G | GICV 2,5/16-GF-7,62 |
| V702015100J0G | GIC 2,5/2-G-7,62 |
| V703015100J0G | GIC 2,5/3-G-7,62 |
| ~ | ~ |
| V716015100J0G | GIC 2,5/16-G-7,62 |
| V702025100J0G | GIC 2,5/2-GF-7,62 |
| V703025100J0G | GIC 2,5/3-GF-7,62 |
| ~ | ~ |
| V716025100J0G | GIC 2,5/16-GF-7,62 |
| EU02705000J0G | MSTBO 2.5/2-G1L |
| EU02705100J0G | MSTBO 2.5/2-G1R |
| EU03705000J0G | MSTBO 2.5/3-G1L |
| EU03705100J0G | MSTBO 2.5/3-G1R |
| EU04705000J0G | MSTBO 2.5/4-G1L |
| EU04705100J0G | MSTBO 2.5/4-G1R |
| EU03108000J0G | MCO 1.5/3-G1L-3.5 KMGY |
| EU03108100J0G | MCO 1.5/3-G1R-3.5 KMGY(Right) |
| EU04108000J0G | MCO 1.5/4-G1L-3.5 KMGY |
| EU04108100J0G | MCO 1.5/4-G1R-3.5 KMGY(Right) |
| EU05108000J0G | MCO 1.5/5-G1L-3.5 KMGY |
| EU05108100J0G | MCO 1.5/5-G1R-3.5 KMGY(Right) |
| V502515000J0G | MVSTBU 2.5/2-GB-5.08 |
| V503515000J0G | MVSTBU 2.5/3-GB-5.08 |
| ~ | ~ |
| V516515000J0G | MVSTBU 2.5/16-GB-5.08 |
| V502515100J0G | MVSTBU 2.5/2-GFB-5.08 |
| V503515100J0G | MVSTBU 2.5/3-GFB-5.08 |
| ~ | ~ |
| V516515100J0G | MVSTBU 2.5/16-GFB-5.08 |
| V502515200J0G | MSTBVK 2,5/2-G-5.08 |
| V503515200J0G | MSTBVK 2,5/3-G-5.08 |
| ~ | ~ |
| V516515200J0G | MSTBVK 2,5/16-G-5.08 |
| V502515300J0G | MSTBVK 2,5/2-GF-5.08 |
| V503515300J0G | MSTBVK 2,5/3-GF-5.08 |
| ~ | ~ |
| V516515300J0G | MSTBVK 2,5/16-GF-5.08 |
| V502515400J0G | UMSTBVK2,5/2-G-5,08 |
| V503515400J0G | UMSTBVK2,5/3-G-5,08 |
| ~ | ~ |
| V516515400J0G | UMSTBVK2,5/16-G-5,08 |
| V502515500J0G | UMSTBVK2,5/2-GF-5,08 |
| V503515500J0G | UMSTBVK2,5/3-GF-5,08 |
| ~ | ~ |
| V516515500J0G | UMSTBVK2,5/16-GF-5,08 |
| KE04110000J0G | MCDNV 1,5/2-G1-3,5 P26THR |
| KE06110000J0G | MCDNV 1,5/3-G1-3,5 P26THR |
| ~ | ~ |

| FCI P/N | PHOENIX P/N |
|---|---|
| KE48110000J0G | MCDNV 1,5/24-G1-3,5 P26THR |
| KE04110100J0G | MCDN 1,5/2-G1-3,5 P26THR |
| KE06110100J0G | MCDN 1,5/3-G1-3,5 P26THR |
| ~ | ~ |
| KE48110100J0G | MCDN 1,5/24-G1-3,5 P26THR |
| KE04130000J0G | MCDNV 1,5/2-G1-3,5 RNP26THR |
| KE06130000J0G | MCDNV 1,5/3-G1-3,5 RNP26THR |
| ~ | ~ |
| KE48130000J0G | MCDNV 1,5/24-G1-3,5 RNP26THR |
| KE04130100J0G | MCDN 1,5/2-G1-3,5 RNP26THR |
| KE06130100J0G | MCDN 1,5/3-G1-3,5 RNP26THR |
| ~ | ~ |
| KE48130100J0G | MCDN 1,5/24-G1-3,5 RNP26THR |
| KE04710100J0G | CCDN 2.5/2-G1 P26 THR |
| KE06710100J0G | CCDN 2.5/3-G1 P26 THR |
| ~ | ~ |
| KE32710100J0G | CCDN 2.5/16-G1 P26 THR |
| KE04720100J0G | CCDN 2.5/2-G1F P26 THR |
| KE06720100J0G | CCDN 2.5/3-G1F P26 THR |
| ~ | ~ |
| KE32720100J0G | CCDN 2.5/16-G1F P26 THR |
| KK02615000J0G | IPC 16/2-ST-10,16 |
| KK03615000J0G | IPC 16/3-ST-10,16 |
| ~ | ~ |
| KK09615000J0G | IPC 16/9-ST-10,16 |
| KK02615100J0G | IPC 16/2-STF-10,16 |
| KK03615100J0G | IPC 16/3-STF-10,16 |
| ~ | ~ |
| KK09615100J0G | IPC 16/9-STF-10,16 |
| KK03615200J0G | IPC 16/3-STF-SH-10.16 |
| KK04615200J0G | IPC 16/4-STF-SH-10.16 |
| KK02615300J0G | IPC 16/2-STGF-10.16 |
| KK03615300J0G | IPC 16/3-STGF-10.16 |
| ~ | ~ |
| KK09615300J0G | IPC 16/9-STGF-10.16 |
| KK03615400J0G | IPC 16/3-STGF-SH-10.16 |
| KK04615400J0G | IPC 16/4-STGF-SH-10.16 |
| KL02615000J0G | IPCV 16/2-G-10,16 |
| KL03615000J0G | IPCV 16/3-G-10,16 |
| ~ | ~ |
| KL09615000J0G | IPCV 16/9-G-10,16 |
| KL02625000J0G | IPCV 16/2-GF-10,16 |
| KL03625000J0G | IPCV 16/3-GF-10,16 |
| ~ | ~ |
| KL09625000J0G | IPCV 16/9-GF-10,16 |
| KL02615200J0G | IPC 16/2-G-10,16 |
| KL02615200J0G | IPC 16/2-G-10,16 |
| ~ | ~ |
| KL02615200J0G | IPC 16/2-G-10,16 |
| KL02625200J0G | IPC 16/2-GF-10,16 |
| KL03625200J0G | IPC 16/3-GF-10,16 |
| ~ | ~ |
| KL09625200J0G | IPC 16/9-GF-10,16 |
| KL02615100J0G | IPC 16/2-GU-10,16 |
| KL03615100J0G | IPC 16/3-GU-10,16 |
| ~ | ~ |

| FCI P/N | PHOENIX P/N |
|---|---|
| KL09615100J0G | IPC 16/9-GU-10,16 |
| KL02625100J0G | IPC 16/2-GUF-10,16 |
| KL03625100J0G | IPC 16/3-GUF-10,16 |
| ~ | ~ |
| KL09625100J0G | IPC 16/9-GUF-10,16 |
| KJ02615000J0G | PCU 6/2-STD-10,16 |
| KJ03615000J0G | PCU 6/3-STD-10,16 |
| ~ | ~ |
| KJ09615000J0G | PCU 6/9-STD-10,16 |
| V502315100J0G | MCVU 1,5/2-GFD-3,81 |
| V503315100J0G | MCVU 1,5/3-GFD-3,81 |
| ~ | ~ |
| V516315100J0G | MCVU 1,5/16-GFD-3,81 |
| V802315000J0G | IMC 1,5/2-ST-3,81 |
| V803315000J0G | IMC 1,5/3-ST-3,81 |
| ~ | ~ |
| V824315000J0G | IMC 1,5/24-ST-3,81 |
| V802315100J0G | IMC 1,5/2-STGF-3,81 |
| V803315100J0G | IMC 1,5/3-STGF-3,81 |
| ~ | ~ |
| V824315100J0G | IMC 1,5/24-STGF-3,81 |
| V802515000J0G | IC 2,5/2-ST-5,08 |
| V803515000J0G | IC 2,5/3-ST-5,08 |
| ~ | ~ |
| V824515000J0G | IC 2,5/24-ST-5,08 |
| V802515100J0G | IC 2,5/2-STGF-5,08 |
| V803515100J0G | IC 2,5/3-STGF-5,08 |
| ~ | ~ |
| V824515100J0G | IC 2,5/24-STGF-5,08 |
| V802515200J0G | IC 2,5/2-STF-5,08 |
| V803515200J0G | IC 2,5/3-STF-5,08 |
| ~ | ~ |
| V824515200J0G | IC 2,5/24-STF-5,08 |
| V802015000J0G | GIC 2,5/2-ST-7,62 |
| V803015000J0G | GIC 2,5/3-ST-7,62 |
| ~ | ~ |
| V812015000J0G | GIC 2,5/12-ST-7,62 |
| V802015100J0G | GIC 2,5/2-STGF-7,62 |
| V803015100J0G | GIC 2,5/3-STGF-7,62 |
| ~ | ~ |
| V812015100J0G | GIC 2,5/12-STGF-7,62 |
| V802015200J0G | GIC 2,5/2-STF-7,62 |
| V803015200J0G | GIC 2,5/3-STF-7,62 |
| ~ | ~ |
| V812015200J0G | GIC 2,5/12-STF-7,62 |
| KF02105000J0G | ZEC 1,0/2-LPV-3,5 C1 |
| KF03105000J0G | ZEC 1,0/3-LPV-3,5 C1 |
| ~ | ~ |
| KF12105000J0G | ZEC 1,0/12-LPV-3,5 C1 |
| KF02705000J0G | ZEC 1,5/2-LPV-5.0 C2 |
| KF03705000J0G | ZEC 1,5/3-LPV-5.0 C2 |
| ~ | ~ |
| KF12705000J0G | ZEC 1,5/12-LPV-5.0 C2 |
| KF02A05000J0G | ZEC 1,5/2-LPV-7,5 C2 |
| KF03A05000J0G | ZEC 1,5/3-LPV-7,5 C2 |
| ~ | ~ |

| FCI P/N | PHOENIX P/N |
|---|---|
| KF08A05000J0G | ZEC 1,5/8-LPV-7,5 C2 |
| KI02305100J0G | MCC 1/2-STZ-3.81 |
| KI03305100J0G | MCC 1/3-STZ-3.81 |
| ~ | ~ |
| KI24305100J0G | MCC 1/24-STZ-3.81 |
| KI02305300J0G | MCC 1/2-STZF-3.81 |
| KI03305300J0G | MCC 1/3-STZF-3.81 |
| ~ | ~ |
| KI24305300J0G | MCC 1/24-STZF-3.81 |
| KI02505100J0G | MSTBC 2.5/2-ST-5.08 |
| KI03505100J0G | MSTBC 2.5/3-ST-5.08 |
| ~ | ~ |
| KI24505100J0G | MSTBC 2.5/24-ST-5.08 |
| KI02505300J0G | MSTBC 2.5/2-STZF-5.08 |
| KI03505300J0G | MSTBC 2.5/3-STZF-5.08 |
| ~ | ~ |
| KI24505300J0G | MSTBC 2.5/24-STZF-5.08 |
| KV02505300J0G | ICC 2.5/2-STZ-5.08 |
| KV03505300J0G | ICC 2.5/3-STZ-5.08 |
| ~ | ~ |
| KV24505300J0G | ICC 2.5/24-STZ-5.08 |
| KV02505400J0G | ICC 2.5/2-STZF-5.08 |
| KV03505400J0G | ICC 2.5/3-STZF-5.08 |
| ~ | ~ |
| KV24505400J0G | ICC 2.5/24-STZF-5.08 |
| KT02015000J0G | IPC 5/2-ST-7.62 |
| KT03015000J0G | IPC 5/3-ST-7.62 |
| ~ | ~ |
| KT12015000J0G | IPC 5/12-ST-7.62 |
| KT02015400J0G | IPC 5/2-STF-7.62 |
| KT03015400J0G | IPC 5/3-STF-7.62 |
| ~ | ~ |
| KT12015400J0G | IPC 5/12-STF-7.62 |
| KT03015500J0G | IPC 5/3-STF-SH-7.62 |
| KT04015500J0G | IPC 5/4-STF-SH-7.62 |
| KT02015200J0G | IPC 5/2-STGF-7.62 |
| KT03015200J0G | IPC 5/3-STGF-7.62 |
| ~ | ~ |
| KT12015200J0G | IPC 5/12-STGF-7.62 |
| KT03015530J0G | IPC 5/3-STGF-SH-7.62 |
| KT04015530J0G | IPC 5/4-STGF-SH-7.62 |
| KS02015000J0G | IPCV 5/2-G-7.62 |
| KS03015000J0G | IPCV 5/3-G-7.62 |
| ~ | ~ |
| KS12015000J0G | IPCV 5/12-G-7.62 |
| KS02025000J0G | IPCV 5/2-GF-7.62 |
| KS03025000J0G | IPCV 5/3-GF-7.62 |
| ~ | ~ |
| KS12025000J0G | IPCV 5/12-GF-7.62 |
| KS02015200J0G | IPC 5/2-G-7.62 |
| KS03015200J0G | IPC 5/3-G-7.62 |
| ~ | ~ |
| KS12015200J0G | IPC 5/12-G-7.62 |
| KS02025200J0G | IPC 5/2-GF-7.62 |
| KS03025200J0G | IPC 5/3-GF-7.62 |
| ~ | ~ |

| FCI P/N | PHOENIX P/N |
|---|---|
| KS12025200J0G | IPC 5/12-GF-7.62 |
| KS02015100J0G | IPC 5/2-GU-7.62 |
| KS03015100J0G | IPC 5/3-GU-7.62 |
| ~ | ~ |
| KS12015100J0G | IPC 5/12-GU-7.62 |
| KS02025100J0G | IPC 5/2-GFU-7.62 |
| KS03025100J0G | IPC 5/3-GFU-7.62 |
| ~ | ~ |
| KS12025100J0G | IPC 5/12-GFU-7.62 |
| VC020051A0J0G | PCV 5/2-G-7.62 |
| VC030051A0J0G | PCV 5/3-G-7.62 |
| ~ | ~ |
| VC120051A0J0G | PCV 5/12-G-7.62 |
| VC020151A0J0G | PCV 5/2-GF-7.62 |
| VC030151A0J0G | PCV 5/3-GF-7.62 |
| ~ | ~ |
| VC120151A0J0G | PCV 5/12-GF-7.62 |
| VC020050B0J0G | PC 5/2-G-7.62 |
| VC030050B0J0G | PC 5/3-G-7.62 |
| ~ | ~ |
| VC120050B0J0G | PC 5/12-G-7.62 |
| VC020050C0J0G | PC 5/2-GU-7.62 |
| VC030050C0J0G | PC 5/3-GU-7.62 |
| ~ | ~ |
| VC120050C0J0G | PC 5/12-GU-7.62 |
| VC020150B0J0G | PC 5/2-GF-7.62 |
| VC030150B0J0G | PC 5/3-GF-7.62 |
| ~ | ~ |
| VC120150B0J0G | PC 5/12-GF-7.62 |
| VC020150C0J0G | PC 5/2-GUF-7.62 |
| VC030150C0J0G | PC 5/3-GUF-7.62 |
| ~ | ~ |
| VC120150C0J0G | PC 5/12-GUF-7.62 |
| KU02C15000J0G | PCV 35 HC/2-GF-15.00 |
| KU03C15000J0G | PCV 35 HC/3-GF-15.00 |
| ~ | ~ |
| KU06C15000J0G | PCV 35 HC/6-GF-15.00 |
| KU02C15100J0G | PC 35 HC/2-GF-15.00 |
| KU03C15100J0G | PC 35 HC/3-GF-15.00 |
| ~ | ~ |
| KU06C15100J0G | PC 35 HC/6-GF-15.00 |
| KU04C25000J0G | PCV 35 HC/4-GF-SH-15.00 |
| KU04C25100J0G | PC 35 HC/4-GF-SH-15.00 |
| KX02C15100J0G | PC 35 HC/2-STF-15.00 |
| KX03C15100J0G | PC 35 HC/3-STF-15.00 |
| ~ | ~ |
| KX06C15100J0G | PC 35 HC/6-STF-15.00 |
| KX04C15200J0G | PC 35 HC/2-STF-SH-15.00 |
| K402535200J0G | SKBD 2/MT-5.08 |
| K403535200J0G | SKBD 3/MT-5.08 |
| ~ | ~ |
| K424535200J0G | SKBD 24/MT-5.08 |
| K502515000J0G | TVMSTB 2.5/2-ST-5.08 |
| K503515000J0G | TVMSTB 2.5/3-ST-5.08 |
| ~ | ~ |
| K524515000J0G | TVMSTB 2.5/24-ST-5.08 |

| FCI P/N | PHOENIX P/N |
|---|---|
| K502515100J0G | TVMSTB 2.5/2-STF-5.08 |
| K503515100J0G | TVMSTB 2.5/3-STF-5.08 |
| ~ | ~ |
| K524515100J0G | TVMSTB 2.5/24-STF-5.08 |
| HP02305000J0G | QC 0,5/2-ST-3,81 |
| HP03305000J0G | QC 0,5/3-ST-3,81 |
| ~ | ~ |
| HP24305000J0G | QC 0,5/24-ST-3,81 |
| HP02305200J0G | QC 0,5/2-STF-3,81 |
| HP03305200J0G | QC 0,5/3-STF-3,81 |
| ~ | ~ |
| HP24305200J0G | QC 0,5/24-STF-3,81 |
| HP02505000J0G | QC 1/2-ST-5,08 |
| HP03505000J0G | QC 1/3-ST-5,08 |
| ~ | ~ |
| HP16505000J0G | QC 1/16-ST-5,08 |
| HP02505200J0G | QC 1/2-STF-5,08 |
| HP03505200J0G | QC 1/3-STF-5,08 |
| ~ | ~ |
| HP16505200J0G | QC 1/16-STF-5,08 |
| HW02B05000J0G | FK-MC 0,5/2-ST-2,5 |
| HW03B05000J0G | FK-MC 0,5/3-ST-2,5 |
| ~ | ~ |
| HW24B05000J0G | FK-MC 0,5/24-ST-2,5 |
| HW02105000J0G | FK-MCP 1,5/2-ST-3.5 |
| HW03105000J0G | FK-MCP 1,5/3-ST-3.5 |
| ~ | ~ |
| HW24105000J0G | FK-MCP 1,5/24-ST-3.5 |
| HW02105200J0G | FK-MCP 1,5/2-STF-3.5 |
| HW03105200J0G | FK-MCP 1,5/3-STF-3.5 |
| ~ | ~ |
| HW24105200J0G | FK-MCP 1,5/24-STF-3.5 |
| HW02305000J0G | FK-MCP 1,5/2-ST-3,81 |
| HW03305000J0G | FK-MCP 1,5/3-ST-3,81 |
| ~ | ~ |
| HW24305000J0G | FK-MCP 1,5/24-ST-3,81 |
| HW02305200J0G | FK-MCP 1,5/2-STF-3,81 |
| HW03305200J0G | FK-MCP 1,5/3-STF-3,81 |
| ~ | ~ |
| HW24305200J0G | FK-MCP 1,5/24-STF-3,81 |
| HW02505000J0G | FKC 2,5/2-ST-5,08 |
| HW03505000J0G | FKC 2,5/3-ST-5,08 |
| ~ | ~ |
| HW24505000J0G | FKC 2,5/24-ST-5,08 |
| HW02505200J0G | FKC 2,5/2-STF-5,08 |
| HW03505200J0G | FKC 2,5/3-STF-5,08 |
| ~ | ~ |
| HW24505200J0G | FKC 2,5/24-STF-5,08 |
| HW02505100J0G | FKCT 2,5/2-ST-5,08 |
| HW03505100J0G | FKCT 2,5/3-ST-5,08 |
| ~ | ~ |
| HW24505100J0G | FKCT 2,5/24-ST-5,08 |
| HW02505300J0G | FKCT 2,5/2-STF-5,08 |
| HW03505300J0G | FKCT 2,5/3-STF-5,08 |
| ~ | ~ |
| HW24505300J0G | FKCT 2,5/24-STF-5,08 |

| FCI P/N | PHOENIX P/N |
|---|---|
| HW02705000J0G | FKC 2,5/2-ST |
| HW03705000J0G | FKC 2,5/3-ST |
| ~ | ~ |
| HW24705000J0G | FKC 2,5/24-ST |
| HW02705200J0G | FKC 2,5/2-STF |
| HW03705200J0G | FKC 2,5/3-STF |
| ~ | ~ |
| HW24705200J0G | FKC 2,5/24-STF |
| HW02705100J0G | FKCT 2,5/2-ST |
| HW03705100J0G | FKCT 2,5/3-ST |
| ~ | ~ |
| HW24705100J0G | FKCT 2,5/24-ST |
| HW02705300J0G | FKCT 2,5/2-STF |
| HW03705300J0G | FKCT 2,5/3-STF |
| ~ | ~ |
| HW24705300J0G | FKCT 2,5/24-STF |
| HW02A05000J0G | GFKC 2,5/2-ST-7.5 |
| HW03A05000J0G | GFKC 2,5/3-ST-7.5 |
| ~ | ~ |
| HW12A05000J0G | GFKC 2,5/12-ST-7.5 |
| HW02A05200J0G | GFKC 2,5/2-STF-7.5 |
| HW03A05200J0G | GFKC 2,5/3-STF-7.5 |
| ~ | ~ |
| HW12A05200J0G | GFKC 2,5/12-STF-7.5 |
| HW02005000J0G | GFKC 2,5/2-ST-7.62 |
| HW03005000J0G | GFKC 2,5/3-ST-7.62 |
| ~ | ~ |
| HW12005000J0G | GFKC 2,5/12-ST-7.62 |
| HW02005200J0G | GFKC 2,5/2-STF-7.62 |
| HW03005200J0G | GFKC 2,5/3-STF-7.62 |
| ~ | ~ |
| HW12005200J0G | GFKC 2,5/12-STF-7.62 |
| H402705A00J0G | FKCVR 2,5/2-ST |
| H403705A00J0G | FKCVR 2,5/3-ST |
| ~ | ~ |
| H424705A00J0G | FKCVR 2,5/24-ST |
| H402705C00J0G | FKCVR 2,5/2-STF |
| H403705C00J0G | FKCVR 2,5/3-STF |
| ~ | ~ |
| H424705C00J0G | FKCVR 2,5/24-STF |
| H402705B00J0G | FKCVW 2,5/2-ST |
| H403705B00J0G | FKCVW 2,5/3-ST |
| ~ | ~ |
| H424705B00J0G | FKCVW 2,5/24-ST |
| H402705D00J0G | FKCVW 2,5/2-STF |
| H403705D00J0G | FKCVW 2,5/3-STF |
| ~ | ~ |
| H424705D00J0G | FKCVW 2,5/24-STF |
| H402505A00J0G | FKCVR 2,5/2-ST-5,08 |
| H403505A00J0G | FKCVR 2,5/3-ST-5,08 |
| ~ | ~ |
| H424505A00J0G | FKCVR 2,5/24-ST-5,08 |
| H402505C00J0G | FKCVR 2,5/2-STF-5,05 |
| H403505C00J0G | FKCVR 2,5/3-STF-5,05 |
| ~ | ~ |
| H424505C00J0G | FKCVR 2,5/24-STF-5,05 |

| FCI P/N | PHOENIX P/N |
|---|---|
| H402505B00J0G | FKCVW 2,5/2-ST-5,08 |
| H403505B00J0G | FKCVW 2,5/3-ST-5,08 |
| ~ | ~ |
| H424505B00J0G | FKCVW 2,5/24-ST-5,08 |
| H402505D00J0G | FKCVW 2,5/2-STF-5,08 |
| H403505D00J0G | FKCVW 2,5/3-STF-5,08 |
| ~ | ~ |
| H424505D00J0G | FKCVW 2,5/24-STF-5,08 |
| H502705000J0G | FKIC 2,5/2-ST |
| H503705000J0G | FKIC 2,5/3-ST |
| ~ | ~ |
| H524705000J0G | FKIC 2,5/24-ST |
| H502705200J0G | FKIC 2,5/2-STF |
| H503705200J0G | FKIC 2,5/3-STF |
| ~ | ~ |
| H524705200J0G | FKIC 2,5/24-STF |
| H502505000J0G | FKIC 2,5/2-ST-5.08 |
| H503505000J0G | FKIC 2,5/3-ST-5.08 |
| ~ | ~ |
| H524505000J0G | FKIC 2,5/24-ST-5.08 |
| H502505200J0G | FKIC 2,5/2-STF-5.08 |
| H503505200J0G | FKIC 2,5/3-STF-5.08 |
| ~ | ~ |
| H524505200J0G | FKIC 2,5/24-STF-5.08 |
| KD02105000J0G | FMC 1,5/2-ST-3,5 |
| KD03105000J0G | FMC 1,5/3-ST-3,5 |
| ~ | ~ |
| KD24105000J0G | FMC 1,5/24-ST-3,5 |
| KD02105100J0G | FMC 1,5/2-STF-3,5 |
| KD03105100J0G | FMC 1,5/3-STF-3,5 |
| ~ | ~ |
| KD24105100J0G | FMC 1,5/24-STF-3,5 |
| KD02105200J0G | FMC 1,5/2-ST-3,5-RF |
| KD03105200J0G | FMC 1,5/3-ST-3,5-RF |
| ~ | ~ |
| KD24105200J0G | FMC 1,5/24-ST-3,5-RF |
| KD02305000J0G | FMC 1,5/2-ST-3,81 |
| KD03305000J0G | FMC 1,5/3-ST-3,81 |
| ~ | ~ |
| KD24305000J0G | FMC 1,5/24-ST-3,81 |
| KD02305100J0G | FMC 1,5/2-STF-3,81 |
| KD03305100J0G | FMC 1,5/3-STF-3,81 |
| ~ | ~ |
| KD24305100J0G | FMC 1,5/24-STF-3,81 |
| KD02305200J0G | FMC 1,5/2-ST-3,81-RF |
| KD03305200J0G | FMC 1,5/3-ST-3,81-RF |
| ~ | ~ |
| KD24305200J0G | FMC 1,5/24-ST-3,81-RF |
| KD02705000J0G | FKCN 2.5/2-ST |
| KD03705000J0G | FKCN 2.5/3-ST |
| ~ | ~ |
| KD24705000J0G | FKCN 2.5/24-ST |
| KD02705100J0G | FKCN 2.5/2-STF |
| KD03705100J0G | FKCN 2.5/3-STF |
| ~ | ~ |
| KD24705100J0G | FKCN 2.5/24-STF |

| FCI P/N | PHOENIX P/N |
|---|---|
| KD02705200J0G | FKCN 2.5/2-STF-RF |
| KD03705200J0G | FKCN 2.5/3-STF-RF |
| ~ | ~ |
| KD24705200J0G | FKCN 2.5/24-STF-RF |
| KD02505000J0G | FKCN 2.5/2-ST-5.08 |
| KD03505000J0G | FKCN 2.5/3-ST-5.08 |
| ~ | ~ |
| KD24505000J0G | FKCN 2.5/24-ST-5.08 |
| KD02505100J0G | FKCN 2.5/2-STF-5.08 |
| KD03505100J0G | FKCN 2.5/3-STF-5.08 |
| ~ | ~ |
| KD24505100J0G | FKCN 2.5/24-STF-5.08 |
| KD02505200J0G | FKCN 2.5/2-STF-RF-5.08 |
| KD03505200J0G | FKCN 2.5/3-STF-RF-5.08 |
| ~ | ~ |
| KD24505200J0G | FKCN 2.5/24-STF-RF-5.08 |
| ND02105000J0G | ZEC 1.5/2-ST-3.5 C1 R1 |
| ND03105000J0G | ZEC 1.5/3-ST-3.5 C1 R1,3 |
| ND04105000J0G | ZEC 1.5/4-ST-3.5 C1 R1,4 |
| ND05105000J0G | ZEC 1.5/5-ST-3.5 C1 R1,5 |
| ND06105000J0G | ZEC 1.5/6-ST-3.5 C1 R1,6 |
| ND07105000J0G | ZEC 1.5/7-ST-3.5 C1 R1,7 |
| ND08105000J0G | ZEC 1.5/8-ST-3.5 C1 R1,8 |
| ND09105000J0G | ZEC 1.5/9-ST-3.5 C1 R1,9 |
| ND10105000J0G | ZEC 1.5/10-ST-3.5 C1 R1,10 |
| ND11105000J0G | ZEC 1.5/11-ST-3.5 C1 R1,11 |
| ND12105000J0G | ZEC 1.5/12-ST-3.5 C1 R1,12 |
| ND02705000J0G | ZEC 1.5/2-ST-5.0 C2 R1,2 |
| ND03705000J0G | ZEC 1.5/3-ST-5.0 C2 R1,3 |
| ND04705000J0G | ZEC 1.5/4-ST-5.0 C2 R1,4 |
| ND05705000J0G | ZEC 1.5/5-ST-5.0 C2 R1,5 |
| ND06705000J0G | ZEC 1.5/6-ST-5.0 C2 R1,6 |
| ND07705000J0G | ZEC 1.5/7-ST-5.0 C2 R1,7 |
| ND08705000J0G | ZEC 1.5/8-ST-5.0 C2 R1,8 |
| ND09705000J0G | ZEC 1.5/9-ST-5.0 C2 R1,9 |
| ND10705000J0G | ZEC 1.5/10-ST-5.0 C2 R1,10 |
| ND11705000J0G | ZEC 1.5/11-ST-5.0 C2 R1,11 |
| ND12705000J0G | ZEC 1.5/12-ST-5.0 C2 R1,12 |
| ND02A05000J0G | ZEC 1.5/2-ST-7.5 C2 R1,2 |
| ND03A05000J0G | ZEC 1.5/3-ST-7.5 C2 R1,3 |
| ND04A05000J0G | ZEC 1.5/4-ST-7.5 C2 R1,4 |
| ND05A05000J0G | ZEC 1.5/5-ST-7.5 C2 R1,5 |
| ND06A05000J0G | ZEC 1.5/6-ST-7.5 C2 R1,6 |
| ND07A05000J0G | ZEC 1.5/7-ST-7.5 C2 R1,7 |
| ND08A05000J0G | ZEC 1.5/8-ST-7.5 C2 R1,8 |
| ND09A05000J0G | ZEC 1.5/9-ST-7.5 C2 R1,9 |
| ND10A05000J0G | ZEC 1.5/10-ST-7.5 C2 R1,10 |
| ND11A05000J0G | ZEC 1.5/11-ST-7.5 C2 R1,11 |
| ND12A05000J0G | ZEC 1.5/12-ST-7.5 C2 R1,12 |
| KD041050A0J0G | FMCD 1,5/2-ST-3,5 |
| KD061050A0J0G | FMCD 1,5/3-ST-3,5 |
| ~ | ~ |
| KD481050A0J0G | FMCD 1,5/24-ST-3,5 |
| KD041051A0J0G | FMCD 1,5/2-STF-3,5 |
| KD061051A0J0G | FMCD 1,5/3-STF-3,5 |
| ~ | ~ |

| FCI P/N | PHOENIX P/N |
|---|---|
| KD481051A0J0G | FMCD 1,5/24-STF-3,5 |
| NF02505000J0G | TFKC 2.5/2-ST-5.08 |
| NF03505000J0G | TFKC 2.5/3-ST-5.08 |
| ~ | ~ |
| NF16505000J0G | TFKC 2.5/16-ST-5.08 |
| NF02505100J0G | TFKC 2.5/2-STF-5.08 |
| NF03505100J0G | TFKC 2.5/3-STF-5.08 |
| ~ | ~ |
| NF16505100J0G | TFKC 2.5/16-STF-5.08 |
| HA01515000J0G(without end cover) | FFKDS/H-2,54 |
| HA01505000J0G(without end cover) | FFKDS/V-2,54 |
| HA01715000J0G(without end cover) | FFKDS/H-3.81 |
| HA01705000J0G(without end cover) | FFKDS/V-3.81 |
| HA01515000J0G(without end cover) | FFKDS/H1-5.08 |
| HA01505000J0G(without end cover) | FFKDS/V1-5.08 |
| HA01215000J0G(without end cover) | FFKDSA/H1-7.62 |
| HA01205000J0G(without end cover) | FFKDSA/V1-7.62 |
| HC02B05300J0G | PTSA 0,5/2-2,5-Z |
| HC03B05000J0G | PTSA 0,5/3-2,5-Z |
| HC04B05300J0G | PTSA 0,5/4-2,5-Z |
| HC05B05000J0G | PTSA 0,5/5-2,5-Z |
| HC06B05300J0G | PTSA 0,5/6-2,5-Z |
| HC07B05000J0G | PTSA 0,5/7-2,5-Z |
| HC08B05300J0G | PTSA 0,5/8-2,5-Z |
| HC09B05000J0G | PTSA 0,5/9-2,5-Z |
| HC10B05300J0G | PTSA 0,5/10-2,5-Z |
| HC11B05000J0G | PTSA 0,5/11-2,5-Z |
| HC12B05300J0G | PTSA 0,5/12-2,5-Z |
| HC13B05000J0G | PTSA 0,5/13-2,5-Z |
| HC14B05300J0G | PTSA 0,5/14-2,5-Z |
| HC15B05000J0G | PTSA 0,5/15-2,5-Z |
| HC16B05300J0G | PTSA 0,5/16-2,5-Z |
| HC02B05200J0G | PTSA 0,5/2-2,5-F |
| HC03B05200J0G | PTSA 0,5/3-2,5-F |
| ~ | ~ |
| HC16B05200J0G | PTSA 0,5/16-2,5-F |
| HC02105300J0G | PTSA 1,5/2-2,5-Z |
| HC03105000J0G | PTSA 1,5/3-2,5-Z |
| HC04105300J0G | PTSA 1,5/4-2,5-Z |
| HC05105000J0G | PTSA 1,5/5-2,5-Z |
| HC06105300J0G | PTSA 1,5/6-2,5-Z |
| HC07105000J0G | PTSA 1,5/7-2,5-Z |
| HC08105300J0G | PTSA 1,5/8-2,5-Z |
| HC09105000J0G | PTSA 1,5/9-2,5-Z |
| HC10105300J0G | PTSA 1,5/10-2,5-Z |
| HC11105000J0G | PTSA 1,5/11-2,5-Z |
| HC12105300J0G | PTSA 1,5/12-2,5-Z |
| HC13105000J0G | PTSA 1,5/13-2,5-Z |
| HC14105300J0G | PTSA 1,5/14-2,5-Z |
| HC15105000J0G | PTSA 1,5/15-2,5-Z |
| HC16105300J0G | PTSA 1,5/16-2,5-Z |
| HC02105200J0G | PTSA 1,5/2-2,5-F |
| HC03105200J0G | PTSA 1,5/3-2,5-F |
| ~ | ~ |
| HC16105200J0G | PTSA 1,5/16-2,5-F |
| HD02005000J0G | MFKDSP/2-5,08 |

| FCI P/N | PHOENIX P/N |
|---|---|
| HD03005000J0G | MFKDSP/3-5,08 |
| ~ | ~ |
| HD12005000J0G | MFKDSP/12-5,08 |
| HG01005000J0G(without end cover) | ZFKDS1,5C-5,0 |
| HG01305000J0G(without end cover) | ZFKDS1,5-5,08 |
| HQ02305000J0G(without end cover) | ZFKKDS 1,5-5,08 |
| HR03305000J0G(without end cover) | ZFK3DS 1,5-5,08 |
| HT01305000J0G(without end cover) | ZFKDS1,5-W-5,08 |
| H2xx005000J0G | ZFKDS 4-7,5 |
| H2xx105000J0G | ZFKDS 4-10 |
| H8xx005000J0G | ZFKDS10-10.00 |
| H8xx105000J0G | ZFKDS10-15.00 |
| HS04305000J0G(without end cover) | ZFK4DS1.5-5.08 |
| NH02105000J0G | SPTA 1/2-3.5 |
| NH03105000J0G | SPTA 1/2-3.5 |
| ~ | ~ |
| NH24105000J0G | SPTA 1/24-3.5 |
| NH02705000J0G | SPTA 1/2-5.0 |
| NH03705000J0G | SPTA 1/3-5.0 |
| ~ | ~ |
| NH24705000J0G | SPTA 1/24-5.0 |
| NI02305000J0G | SPTA 1.5/2-3.81 |
| NI03305000J0G | SPTA 1.5/3-3.81 |
| ~ | ~ |
| NI24305000J0G | SPTA 1.5/24-3.81 |
| NI02505000J0G | SPTA 1.5/2-5.08 |
| NI03505000J0G | SPTA 1.5/3-5.08 |
| ~ | ~ |
| NI24505000J0G | SPTA 1.5/24-5.08 |
| H901505000J0G | FKDS-5.08 |
| NK01A05000J0G | SPT 5/1-V-7.5 |
| NK01A15000J0G | SPT 5/1-H-7.5 |
| NK02A05100J0G | SPT 5/2-V-7.5-ZB |
| NK03A05100J0G | SPT 5/3-V-7.5-ZB |
| ~ | ~ |
| NK12A05100J0G | SPT 5/12-V-7.5-ZB |
| NK02A15100J0G | SPT 5/2-H-7.5-ZB |
| NK03A15100J0G | SPT 5/3-H-7.5-ZB |
| ~ | ~ |
| NK12A15100J0G | SPT 5/12-H-7.5-ZB |
| NJ02205000J0G | SPT 1.5/2-V-7.5 |
| NJ03205000J0G | SPT 1.5/3-V-7.5 |
| ~ | ~ |
| NJ12205000J0G | SPT 1.5/12-V-7.5 |
| NJ02215000J0G | SPT 1.5/2-H-7.5 |
| NJ03215000J0G | SPT 1.5/3-H-7.5 |
| ~ | ~ |
| NJ12215000J0G | SPT 1.5/12-H-7.5 |
| NJ02005000J0G | SPT 2.5/2-V-7.5 |
| NJ03005000J0G | SPT 2.5/3-V-7.5 |
| ~ | ~ |
| NJ12005000J0G | SPT 2.5/12-V-7.5 |
| NJ02015000J0G | SPT 2.5/2-H-7.5 |
| NJ03015000J0G | SPT 2.5/3-H-7.5 |
| ~ | ~ |
| NJ12015000J0G | SPT 2.5/12-H-7.5 |

| FCI P/N | PHOENIX P/N |
|---|---|
| NP02115100J0G | SPT 16/2-H-10,0-ZB |
| NP03115100J0G | SPT 16/3-H-10,0-ZB |
| ~ | ~ |
| NP08115100J0G | SPT 16/8-H-10,0-ZB |
| NQ02000000J0G | PTSM 0,5/2-2,5-H SMD |
| NQ03000000J0G | PTSM 0,5/3-2,5-H SMD |
| ~ | ~ |
| NQ12000000J0G | PTSM 0,5/12-2,5-H SMD |
| AI | FLRP/ICV(rechts)/(links) |
| AN | ME17.5UTR/ME22.5UTR |
| AP | CP-HCC4 |
| AM | MEMAX |
| AD | KGS-MSTB 2,5/.. |
| AE | CP-MSTB |
| AF | CR-MSTB |
| AS | IC-DFR… |

| FCI P/N | WEIDMULLER P/N |
|---|---|
| **Wire Protector System** | |
| TC02236200J0G | PM 5.08/2/90 |
| TC03236200J0G | PM 5.08/3/90 |
| KH02055100J0G | TOP4GS 6.35/2/90 |
| KH03055100J0G | TOP4GS 6.35/3/90 |
| ~ | ~ |
| KH12055100J0G | TOP4GS 6.35/12/90 |
| KH02055000J0G | TOP4GS 6.35/2/180 |
| KH03055000J0G | TOP4GS 6.35/3/180 |
| ~ | ~ |
| KH12055000J0G | TOP4GS 6.35/12/180 |
| KH02155100J0G | TOP4GS 7.62/2/90 |
| KH03155100J0G | TOP4GS 7.62/3/90 |
| ~ | ~ |
| KH12155100J0G | TOP4GS 7.62/12/90 |
| KH02155000J0G | TOP4GS 7.62/2/180 |
| KH03155000J0G | TOP4GS 7.62/3/180 |
| ~ | ~ |
| KH12155000J0G | TOP4GS 7.62/12/180 |

| FCI P/N | WEIDMULLER P/N |
|---|---|
| **Rising Clamp System** | |
| T202015100J0G | LM 5.00/2/135 |
| T203015100J0G | LM 5.00/3/135 |
| ~ | ~ |
| T212015100J0G | LM 5.00/12/135 |
| T202215100J0G | LM 5.08/2/135 |
| T203215100J0G | LM 5.08/3/135 |
| ~ | ~ |
| T212215100J0G | LM 5.08/12/135 |
| VI02015000J0G | LM 5.00/2/180 |
| VI03015000J0G | LM 5.00/3/180 |
| ~ | ~ |
| VI12015000J0G | LM 5.00/12/180 |
| ~ | ~ |
| VI02215000J0G | LM 5.08/2/180 |
| VI03215000J0G | LM 5.08/3/180 |
| ~ | ~ |
| VI12215000J0G | LM 5.08/12/180 |
| YD02015000J0G | LM 5.00/2/90 |
| YD03015000J0G | LM 5.00/3/90 |
| ~ | ~ |
| YD12015000J0G | LM 5.00/12/90 |
| YD02215000J0G | LM 5.08/2/90 |
| YD03215000J0G | LM 5.08/3/90 |
| ~ | ~ |
| YD12215000J0G | LM 5.08/12/90 |
| VJ02015200J0G | LP 5.00/2/90 |
| VJ03015200J0G | LP 5.00/3/90 |
| VJ04015200J0G | LP 5.00/4/90 |
| VJ02015000J0G | LP 5.00/2/180 |
| VJ03015000J0G | LP 5.00/3/180 |
| VJ04015000J0G | LP 5.00/4/180 |
| VJ02215200J0G | LP 5.08/2/90 |
| VJ03215200J0G | LP 5.08/3/90 |
| VJ04215200J0G | LP 5.08/4/90 |
| VJ02215000J0G | LP 5.08/2/180 |
| VJ03215000J0G | LP 5.08/3/180 |
| VJ02415200J0G | LP 7.50/2/90 |
| VJ03415200J0G | LP 7.50/3/90 |
| VJ02415000J0G | LP 7.50/2/180 |
| VJ03415000J0G | LP 7.50/3/180 |
| VJ02615200J0G | LP 7.62/2/90 |
| VJ03615200J0G | LP 7.62/3/90 |
| VJ02615000J0G | LP 7.62/2/180 |
| VJ03615000J0G | LP 7.62/3/180 |
| YE02215000J0G | LM1N 5.08/2/90 |
| YE03215000J0G | LM1N 5.08/3/90 |
| YL04615000J0G | LM2N 5.08/4/90 |
| YL06615000J0G | LM2N 5.08/6/90 |
| ~ | ~ |
| YL48615000J0G | LM2N 5.08/48/90 |
| YF02215000J0G | LM1H 5.08/2/90 |
| YF03215000J0G | LM1H 5.08/3/90 |
| YM04415000J0G | LM2H 5.08/4/90 |
| YM06415000J0G | LM2H 5.08/6/90 |

| FCI P/N | WEIDMULLER P/N |
|---|---|
| **Rising Clamp System** | |
| YM48415000J0G | LM2H 5.08/48/90 |
| YN06215000J0G | LM3R 5.08/6/90 |
| YN09215000J0G | LM3R 5.08/9/90 |
| ~ | ~ |
| YN72215000J0G | LM3R 5.08/72/90 |
| YH06215100J0G | LP3R 5.08/6/90 |
| YH09215100J0G | LP3R 5.08/9/90 |
| ~ | ~ |
| YH30215100J0G | LP3R 5.08/30/90 |
| KO02215000J0G | LL 9.5/2/90 |
| KO03215000J0G | LL 9.5/3/90 |
| VP02655400J0G | LU 10.16/2/90 2STI |
| VP03655400J0G | LU 10.16/3/90 2STI |
| VP02655500J0G | LU 10.16/2/90 |
| VP03655500J0G | LU 10.16/3/90 |
| VP02855400J0G | LU 12.7/2/90 |
| VP03855400J0G | LU 12.7/3/90 |
| EI02C15300J0G | LX 15.00/2/90 |
| EI03C15300J0G | LX 15.00/3/90 |
| ~ | ~ |
| EI09C15300J0G | LX 15.00/9/90 |
| EI02C15310J0G | LXB 15.00/2/90 |
| EI03C15310J0G | LXB 15.00/3/90 |
| ~ | ~ |
| EI09C15310J0G | LXB 15.00/9/90 |
| EB04015000J0G | LP2N 5.00/4/90 |
| EB06015000J0G | LP2N 5.00/6/90 |
| ~ | ~ |
| EB30015000J0G | LP2N 5.00/30/90 |
| EB04215000J0G | LP2N 5.08/4/90 |
| EB06215000J0G | LP2N 5.08/6/90 |
| ~ | ~ |
| EB30215000J0G | LP2N 5.08/30/90 |

| FCI P/N | WEIDMULLER P/N |
|---|---|
| Screw Pluggable System | |
| TJ02715000J0G | BLZ 5.00/2 |
| TJ03715000J0G | BLZ 5.00/3 |
| ~ | ~ |
| TJ24715000J0G | BLZ 5.00/24 |
| TJ02515300J0G | BLZ 5.08/2 |
| TJ03515300J0G | BLZ 5.08/3 |
| ~ | ~ |
| TJ24515300J0G | BLZ 5.08/24 |
| TJ02A15000J0G | BLZ 7.50/2 |
| TJ03A15000J0G | BLZ 7.50/3 |
| ~ | ~ |
| TJ12A15000J0G | BLZ 7.50/12 |
| TJ02A15200J0G | BLZ 7.50/2B |
| TJ03A15200J0G | BLZ 7.50/3B |
| ~ | ~ |
| TJ12A15200J0G | BLZ 7.50/12B |
| TJ02015000J0G | BLZ 7.62/2 |
| TJ03015000J0G | BLZ 7.62/3 |
| ~ | ~ |
| TJ12015000J0G | BLZ 7.62/12 |
| TJ02015200J0G | BLZ 7.62/2B |
| TJ03015200J0G | BLZ 7.62/3B |
| ~ | ~ |
| TJ12015200J0G | BLZ 7.62/12B |
| OQ02705000J0G | SL 5.00/2/180 |
| OQ03705000J0G | SL 5.00/3/180 |
| ~ | ~ |
| OQ24705000J0G | SL 5.00/24/180 |
| OQ02715000J0G | SL 5.00/2/180B |
| OQ03715000J0G | SL 5.00/3/180B |
| ~ | ~ |
| OQ24715000J0G | SL 5.00/24/180B |
| OQ02705100J0G | SL 5.00/2/90 |
| OQ03705100J0G | SL 5.00/3/90 |
| ~ | ~ |
| OQ16705100J0G | SL 5.00/24/90 |
| OQ02715100J0G | SL 5.00/2/90B |
| OQ03715100J0G | SL 5.00/3/90B |
| ~ | ~ |
| OQ16715100J0G | SL 5.00/24/90B |
| OQ02535000J0G | SL 5.08/2/90 |
| OQ03535000J0G | SL 5.08/3/90 |
| ~ | ~ |
| OQ16535000J0G | SL 5.08/24/90 |
| OQ02545000J0G | SL 5.08/2/90B |
| OQ03545000J0G | SL 5.08/3/90B |
| ~ | ~ |
| OQ16545000J0G | SL 5.08/24/90B |
| OQ02A05000J0G | SL 7.50/2/180 |
| OQ03A05000J0G | SL 7.50/3/180 |
| ~ | ~ |
| OQ12A05000J0G | SL 7.50/12/180 |
| OQ02A15000J0G | SL 7.50/2/180B |
| OQ03A15000J0G | SL 7.50/3/180B |

| FCI P/N | WEIDMULLER P/N |
|---|---|
| Screw Pluggable System | |
| OQ12A15000J0G | SL 7.50/12/180B |
| OQ02A05100J0G | SL 7.50/2/90 |
| OQ03A05100J0G | SL 7.50/3/90 |
| ~ | ~ |
| OQ12A05100J0G | SL 7.50/12/90 |
| OQ02A15100J0G | SL 7.50/2/90B |
| OQ03A15100J0G | SL 7.50/3/90B |
| ~ | ~ |
| OQ12A15100J0G | SL 7.50/12/90B |
| OQ02005000J0G | SL 7.62/2/180 |
| OQ03005000J0G | SL 7.62/3/180 |
| ~ | ~ |
| OQ12005000J0G | SL 7.62/12/180 |
| OQ02015000J0G | SL 7.62/2/180B |
| OQ03015000J0G | SL 7.62/3/180B |
| ~ | ~ |
| OQ12015000J0G | SL 7.62/12/180B |
| OQ02005100J0G | SL 7.62/2/90 |
| OQ03005100J0G | SL 7.62/3/90 |
| ~ | ~ |
| OQ12005100J0G | SL 7.62/12/90 |
| OQ02015100J0G | SL 7.62/2/90B |
| OQ03015100J0G | SL 7.62/3/90B |
| ~ | ~ |
| OQ12015100J0G | SL 7.62/12/90B |
| VK02705000J0G | SL 5.00/2/135 |
| VK03705000J0G | SL 5.00/3/135 |
| ~ | ~ |
| VK24705000J0G | SL 5.00/24/135 |
| VK02715000J0G | SL 5.00/2/135B |
| VK03715000J0G | SL 5.00/3/135B |
| ~ | ~ |
| VK2415000J0G | SL 5.00/24/135B |
| VK02505000J0G | SL 5.08/2/135 |
| VK03505000J0G | SL 5.08/3/135 |
| ~ | ~ |
| VK24505000J0G | SL 5.08/24/135 |
| VK02515000J0G | SL 5.08/2/135B |
| VK03515000J0G | SL 5.08/3/135B |
| ~ | ~ |
| VK24515000J0G | SL 5.08/24/135B |
| TS02715A00J0G | BLZ 5.00/2/90 |
| TS03715A00J0G | BLZ 5.00/3/90 |
| ~ | ~ |
| TS24715A00J0G | BLZ 5.00/24/90 |
| TS02715C00J0G | BLZ 5.00/2/90B |
| TS03715C00J0G | BLZ 5.00/3/90B |
| ~ | ~ |
| TS24715C00J0G | BLZ 5.00/24/90 |
| TS02715B00J0G | BLZ 5.00/2/270 |
| TS03715B00J0G | BLZ 5.00/3/270 |
| ~ | ~ |
| TS24715B00J0G | BLZ 5.00/24/270 |
| TS02715D00J0G | BLZ 5.00/2/270B |

| FCI P/N | WEIDMULLER P/N |
|---|---|
| **Screw Pluggable System** | |
| TS03715D00J0G | BLZ 5.00/3/270B |
| TS24715D00J0G | BLZ 5.00/24/270 |
| TS02515A00J0G | BLT 5.08/2/90 |
| TS03515A00J0G | BLT 5.08/3/90 |
| ~ | ~ |
| TS24515A00J0G | BLT 5.08/24/90 |
| TS02515C00J0G | BLT 5.08/2/90B |
| TS03515C00J0G | BLT 5.08/3/90B |
| ~ | ~ |
| TS24515C00J0G | BLT 5.08/24/90B |
| TS02515B00J0G | BLT 5.08/2/270 |
| TS03515B00J0G | BLT 5.08/3/270 |
| ~ | ~ |
| TS24515B00J0G | BLT 5.08/24/270 |
| TS02515D00J0G | BLT 5.08/2/270B |
| TS03515D00J0G | BLT 5.08/3/270B |
| ~ | ~ |
| TS24515D00J0G | BLT 5.08/24/270B |
| TS02A15A00J0G | BLZ 7.50/2/90 |
| TS03A15A00J0G | BLZ 7.50/3/90 |
| ~ | ~ |
| TS16A15A00J0G | BLZ 7.50/16/90 |
| TS02A15C00J0G | BLZ 7.50/2/90B |
| TS03A15C00J0G | BLZ 7.50/3/90B |
| ~ | ~ |
| TS16A15C00J0G | BLZ 7.50/16/90B |
| TS02A15B00J0G | BLZ 7.50/2/270 |
| TS03A15B00J0G | BLZ 7.50/3/270 |
| ~ | ~ |
| TS16A15B00J0G | BLZ 7.50/16/270 |
| TS02A15D00J0G | BLZ 7.50/2/270B |
| TS03A15D00J0G | BLZ 7.50/3/270B |
| ~ | ~ |
| TS16A15D00J0G | BLZ 7.50/16/270B |
| TS02015A00J0G | BLZ 7.62/2/90 |
| TS03015A00J0G | BLZ 7.62/3/90 |
| ~ | ~ |
| TS16015A00J0G | BLZ 7.62/16/90 |
| TS02015C00J0G | BLZ 7.62/2/90B |
| TS03015C00J0G | BLZ 7.62/3/90B |
| ~ | ~ |
| TS16015C00J0G | BLZ 7.62/16/90B |
| TS02015B00J0G | BLZ 7.62/2/270 |
| TS03015B00J0G | BLZ 7.62/3/270 |
| ~ | ~ |
| TS16015B00J0G | BLZ 7.62/16/270 |
| TS02015D00J0G | BLZ 7.62/2/270B |
| TS03015D00J0G | BLZ 7.62/3/270B |
| ~ | ~ |
| TS16015D00J0G | BLZ 7.62/16/270B |
| VM02555100J0G | BLAT 2 |
| VM03555100J0G | BLAT 3 |
| ~ | ~ |
| VM24555100J0G | BLAT 24 |
| VM02555300J0G | BLAT 2B |

| FCI P/N | WEIDMULLER P/N |
|---|---|
| **Screw Pluggable System** | |
| VM03555300J0G | BLAT 3B |
| ~ | ~ |
| VM24555300J0G | BLAT 24B |
| EM02515000J0G | BLZ 5.08/2/225 |
| EM03515000J0G | BLZ 5.08/3/225 |
| ~ | ~ |
| EM24515000J0G | BLZ 5.08/24/225 |
| EM02515200J0G | BLZ 5.08/2/225B |
| EM03515200J0G | BLZ 5.08/3/225B |
| ~ | ~ |
| EM24515200J0G | BLZ 5.08/24/225B |
| VL04715000J0G | SLD 5.00R20/4/180 |
| VL06715000J0G | SLD 5.00R20/6/180 |
| ~ | ~ |
| VL48715000J0G | SLD 5.00R20/48/180 |
| VL04715100J0G | SLD 5.00R20/4/90 |
| VL06715100J0G | SLD 5.00R20/6/90 |
| ~ | ~ |
| VL48715100J0G | SLD 5.00R20/48/90 |
| VL04515000J0G | SLD 5.08R20/4/180 |
| VL06515000J0G | SLD 5.08R20/6/180 |
| ~ | ~ |
| VL32515000J0G | SLD 5.08R20/48/180 |
| VL04515100J0G | SLD 5.08R20/4/90 |
| VL06515100J0G | SLD 5.08R20/6/90 |
| ~ | ~ |
| VL32515100J0G | SLD 5.08R20/48/90 |
| VF04505000J0G | SLD 5.08V/4/180 |
| VF06505000J0G | SLD 5.08V/6/180 |
| ~ | ~ |
| VF48505000J0G | SLD 5.08V/48/180 |
| VF04515000J0G | SLD 5.08V/4/180B |
| VF06515000J0G | SLD 5.08V/6/180B |
| ~ | ~ |
| VF48515000J0G | SLD 5.08V/48/180 |
| VF04505100J0G | SLD 5.08V/4/90 |
| VF06505100J0G | SLD 5.08V/6/90 |
| ~ | ~ |
| VF48505100J0G | SLD 5.08V/48/90 |
| VF04515100J0G | SLD 5.08V/4/90B |
| VF06515100J0G | SLD 5.08V/6/90B |
| ~ | ~ |
| VF48515100J0G | SLD 5.08V/48/90 |
| V702515000J0G | BLL 5.08/2/180B |
| V703515000J0G | BLL 5.08/3/180B |
| ~ | ~ |
| V724515000J0G | BLL 5.08/24/180B |
| V702515100J0G | BLL 5.08/2/90B |
| V703515100J0G | BLL 5.08/3/90B |
| ~ | ~ |
| V724515100J0G | BLL 5.08/24/90B |
| V802515000J0G | SLS 5.08/2 |
| V803515000J0G | SLS 5.08/3 |
| ~ | ~ |

| FCI P/N | WEIDMULLER P/N |
|---|---|
| **Screw Pluggable System** | |
| V824515000J0G | SLS 5.08/24 |
| KI02505100J0G | BLC 5.08/2 R |
| KI03505100J0G | BLC 5.08/3 R |
| ~ | ~ |
| KI24505100J0G | BLC 5.08/24 R |
| KI02505300J0G | BLC 5.08/2 BR |
| KI03505300J0G | BLC 5.08/3 BR |
| ~ | ~ |
| KI24505300J0G | BLC 5.08/24 BR |
| K502515000J0G | BLDT 5.08/2 |
| K503515000J0G | BLDT 5.08/3 |
| ~ | ~ |
| K524515000J0G | BLDT 5.08/24 |
| K502515100J0G | BLDT 5.08/2B |
| K503515100J0G | BLDT 5.08/3B |
| ~ | ~ |
| K524515100J0G | BLDT 5.08/24B |

| FCI P/N | WEIDMULLER P/N |
|---|---|
| **Spring Clamp Pluggable System** | |
| HQ04308100J0G | LM2NZF 5.08/4/135 |
| HQ06308100J0G | LM2NZF 5.08/6/135 |
| ~ | ~ |
| HQ24308100J0G | LM2NZF 5.08/24/135 |
| ~ | ~ |
| HR06308100J0G | LM3RZF 5.08/6/135 |
| HR09308100J0G | LM3RZF 5.08/9/135 |
| ~ | ~ |
| HR48308100J0G | LM3RZF 5.08/48/135 |
| HP02503000J0G | BL1DC 5.08/2 |
| HP03503000J0G | BL1DC 5.08/3 |
| ~ | ~ |
| HP24503000J0G | BL1DC 5.08/24 |
| HP02503200J0G | BL1DC 5.08/2B |
| HP03503200J0G | BL1DC 5.08/3B |
| ~ | ~ |
| HP24503200J0G | BL1DC 5.08/24B |
| HN02503000J0G | BLZF 5.08/2 |
| HN05503000J0G | BLZF 5.08/3 |
| ~ | ~ |
| HN24503000J0G | BLZF 5.08/24 |
| HN02503200J0G | BLZF 5.08/2B |
| HN05503200J0G | BLZF 5.08/3B |
| ~ | ~ |
| HN24503200J0G | BLZF 5.08/24B |
| AH Series | SLAT |
| EL02120000J0G | SL-SMT 3.5/2/180G |
| EL03120000J0G | SL-SMT 3.5/3/180G |
| ~ | ~ |
| EL24120000J0G | SL-SMT 3.5/24/180G |
| EL02120100J0G | SL-SMT 3.5/2/90G |
| EL03120100J0G | SL-SMT 3.5/3/90G |
| ~ | ~ |
| EL24120100J0G | SL-SMT 3.5/24/90G |
| EL02150000J0G | SL-SMT 3.5/2/180LF |
| EL03150000J0G | SL-SMT 3.5/3/180LF |
| ~ | ~ |
| EL24150000J0G | SL-SMT 3.5/24/180LF |
| EL02150100J0G | SL-SMT 3.5/2/90LF |
| EL03150100J0G | SL-SMT 3.5/3/90LF |
| ~ | ~ |
| EL24150100J0G | SL-SMT 3.5/24/90LF |
| EL02123200J0G | SL 3.5/2/180G |
| EL03123200J0G | SL 3.5/3/180G |
| ~ | ~ |
| EL24123200J0G | SL 3.5/24/180G |
| EL02123300J0G | S 3.5/2/90G |
| EL03123300J0G | SL 3.5/3/90G |
| ~ | ~ |
| EL24123300J0G | SL 3.5/24/90G |
| EL02153200J0G | SL 3.5/2/180LF |
| EL03153200J0G | SL 3.5/3/180LF |
| ~ | ~ |

| FCI P/N | WEIDMULLER P/N |
|---|---|
| **Spring Clamp Pluggable System** | |
| EL24153200J0G | SL 3.5/24/180LF |
| EL02153300J0G | SL 3.5/2/90LF |
| EL03153300J0G | SL 3.5/3/90LF |
| ~ | ~ |
| EL24153300J0G | SL 3.5/24/90LF |
| EL02113200J0G | SL 3.5/2/180 |
| EL03113200J0G | SL 3.5/3/180 |
| ~ | ~ |
| EL24113200J0G | SL 3.5/24/180 |
| EL02113300J0G | S 3.5/2/90 |
| EL03113300J0G | SL 3.5/3/90 |
| ~ | ~ |
| EL24113300J0G | SL 3.5/24/90 |
| ET 7.62 | BVZ 7.62 |
| ET 7.62 W/F | BVZ 7.62F |
| VC 7.62 180D | SV 7.62/180 |
| VC 7.62 180D W/F | SV7.62/180F |
| VC 7.62 90D | SV7.62/90 |
| VC 7.62 90D W/F | SV7.62/90F |
| EV 10.16 | BUZ10.16 |
| EV 10.16 W/F | BUZ10.16F |
| EW 10.16 90D(down) | SU10.16/270 |
| EW 10.16 90D(up) | SU10.16/90 |
| EW 10.16 90D W/F(down) | SU10.16/270F |
| EW 10.16 90D W/F(up) | SU10.16/90F |
| EW 10.16 180D | SU10.16/180 |
| EW 10.16 180D W/F | SU10.16/180F |
| VP 10.16 SERIES(Single tail) | LU 10.16/90 2ST1 |
| VP 10.16(Double tail) | LU 10.16/../90 |
| VP 12.7 | LUP 12.7/90 |
| E202113000J0G | BL3.5/2 |
| E203113000J0G | BL3.5/3 |
| ~ | ~ |
| E224113000J0G | BL3.5/24 |
| VW04103000J0G | B2L 3.5/4 |
| VW06103000J0G | B2L 3.5/6 |
| ~ | ~ |

| FCI P/N | WEIDMULLER P/N |
|---|---|
| **Spring Clamp Pluggable System** | |
| VW36103000J0G | B2L 3.5/36 |
| VW04103100J0G | B2L 3.5/4F |
| VW06103100J0G | B2L 3.5/6F |
| ~ | ~ |
| VW36103100J0G | B2L 3.5/36F |
| VX04103000J0G | S2L 3.5/4/180 |
| VX06103000J0G | S2L 3.5/6/180 |
| ~ | ~ |
| VX36103000J0G | S2L 3.5/36/180 |
| VX04103100J0G | S2L 3.5/4/90 |
| VX06103100J0G | S2L 3.5/6/90 |
| ~ | ~ |
| VX36103100J0G | S2L 3.5/36/90 |
| VX04113000J0G | S2L 3.5/4/180G |
| VX06113000J0G | S2L 3.5/6/180G |
| ~ | ~ |
| VX36113000J0G | S2L 3.5/36/180G |
| VX04113100J0G | S2L 3.5/4/90G |
| VX06113100J0G | S2L 3.5/6/90G |
| ~ | ~ |
| VX36113100J0G | S2L 3.5/36/90G |
| VX04123000J0G | S2L 3.5/4/180F |
| VX06123000J0G | S2L 3.5/6/180F |
| ~ | ~ |
| VX36123000J0G | S2L 3.5/36/180F |
| VX04123100J0G | S2L 3.5/4/90F |
| VX06123100J0G | S2L 3.5/6/90F |
| ~ | ~ |
| VX36123100J0G | S2L 3.5/36/90F |
| HN02103000J0G | BLZF 3.5/2 |
| HN03103000J0G | BLZF 3.5/3 |
| ~ | ~ |
| HN24103000J0G | BLZF 3.5/24 |
| HN02103200J0G | BLZF 3.5/2F |
| HN03103200J0G | BLZF 3.5/3F |
| ~ | ~ |
| HN24103200J0G | BLZF 3.5/24F |
| NM02100000J0G | LSF-SMT 3.5/2/180 |
| NM03100000J0G | LSF-SMT 3.5/3/180 |
| ~ | ~ |
| NM24100000J0G | LSF-SMT 3.5/24/180 |
| NM02100100J0G | LSF-SMT 3.5/2/90 |
| NM03100100J0G | LSF-SMT 3.5/3/90 |
| ~ | ~ |
| NM24100100J0G | LSF-SMT 3.5/24/90 |
| NM02100200J0G | LSF-SMT 3.5/2/135 |
| NM03100200J0G | LSF-SMT 3.5/3/135 |
| ~ | ~ |
| NM24100200J0G | LSF-SMT 3.5/24/135 |



For more information about our products, FCI sales offices,
headquarters, agents and local distributors,
visit **www.fci.com**