




VISHAY INTERTECHNOLOGY, INC.

POWER METAL STRIP® RESISTORS


Optimized for Current Sensing



RESISTIVE PRODUCTS

CAPABILITIES



High-Current, Standard, Power Metal Strip® Resistors				
Product	Power Rating	Features	Dimensions	Application
WSR2 	2.0 W	<ul style="list-style-type: none"> • 0.001 Ω to 1.000 Ω • ± 0.5 %, ± 1.0 % • TCR down to ± 75 ppm/°C 	L = 0.455 in. [11.56 mm] W = 0.275 in. [6.98 mm] H = 0.095 in. [2.41 mm]	<ul style="list-style-type: none"> • DC-DC converter in switching power supplies • VRM's in notebook/desktop PC's • Instrumentation • Automotive controls for body and powertrain
WSL3921 	3.0 W	<ul style="list-style-type: none"> • 0.0003 Ω to 0.004 Ω • ± 1.0 % • Low TCR resistance element (< 20 ppm/°C) 	L = 0.394 in. [10.0 mm] W = 0.205 in. [5.20 mm] H = 0.037 in. [0.93 mm]	<ul style="list-style-type: none"> • DC-DC converter in switching power supplies • VRM's in notebook/desktop PC's • Instrumentation • Automotive controls for EHPS/EPS/EPAS
WSL2726 	3.0 W	<ul style="list-style-type: none"> • 0.0005 Ω to 0.003 Ω • ± 1.0 % • Low TCR resistance element (< 20 ppm/°C) 	L = 0.272 in. [6.90 mm] W = 0.260 in. [6.60 mm] H = 0.117 in. [3.00 mm]	<ul style="list-style-type: none"> • DC-DC converter in switching power supplies • Instrumentation • Automotive controls for EHPS/EPS/EPAS
WSL4026 	3.0 W	<ul style="list-style-type: none"> • 0.0005 Ω to 0.003 Ω • ± 1.0 % • Low TCR resistance element (< 20 ppm/°C) 	L = 0.400 in. [10.10 mm] W = 0.260 in. [6.60 mm] H = 0.117 in. [3.00 mm]	<ul style="list-style-type: none"> • DC-DC converter in switching power supplies • Instrumentation • Automotive controls for EHPS/EPS/EPAS
WSR2-1 	3.0 W	<ul style="list-style-type: none"> • 0.0005 Ω • ± 1.0 % • Low TCR resistance element (< 20 ppm/°C) 	L = 0.788 in. [20.02 mm] W = 0.453 in. [11.50 mm] H = 0.026 in. [0.66 mm]	<ul style="list-style-type: none"> • Instrumentation • Automotive controls for body and powertrain
WSR2-6 	3.0 W	<ul style="list-style-type: none"> • 0.0005 Ω • ± 1.0 % • Low TCR resistance element (< 20 ppm/°C) 	L = 0.746 in. [18.95 mm] W = 0.493 in. [12.52 mm] H = 0.086 in. [2.18 mm]	<ul style="list-style-type: none"> • Instrumentation • Automotive controls for variable speed motor control
WSR2-14 	3.0 W	<ul style="list-style-type: none"> • 0.002 Ω • ± 1.0 % • Low TCR resistance element (< 20 ppm/°C) 	L = 0.455 in. [11.56 mm] W = 0.216 in. [5.49 mm] H = 0.011 in. [0.28 mm]	<ul style="list-style-type: none"> • Instrumentation • Automotive controls for variable speed motor control
WSR3 	3.0 W	<ul style="list-style-type: none"> • 0.001 Ω to 0.200 Ω • ± 0.5 %, ± 1.0 % • TCR down to ± 75 ppm/°C 	L = 0.455 in. [11.56 mm] W = 0.275 in. [6.98 mm] H = 0.095 in. [2.41 mm]	<ul style="list-style-type: none"> • DC-DC converter in switching power supplies • VRM's in notebook/desktop PC's • Instrumentation • Automotive controls for body and powertrain
WSR5 	5.0 W	<ul style="list-style-type: none"> • 0.001 Ω to 0.300 Ω • ± 0.5 %, ± 1.0 % • TCR down to ± 75 ppm/°C 	L = 0.455 in. [11.56 mm] W = 0.275 in. [6.98 mm] H = 0.095 in. [2.41 mm]	<ul style="list-style-type: none"> • DC-DC converter in switching power supplies • VRM's in notebook/desktop PC's • Instrumentation • Automotive controls for body and powertrain
WSL5931 	5.0 W	<ul style="list-style-type: none"> • 0.0002 Ω to 0.003 Ω • ± 1.0 % • Low TCR resistance element (< 20 ppm/°C) 	L = 0.591 in. [15.0 mm] W = 0.305 in. [7.75 mm] H = 0.083 in. [2.10 mm]	<ul style="list-style-type: none"> • DC-DC converter in switching power supplies • VRM's in notebook/desktop PC's • Instrumentation • Automotive controls for EHPS/EPS/EPAS



Introduction

Vishay's Power Metal Strip® resistors are optimized for current sensing in a wide range of electronic systems. Their low ohmic resistance, in combination with low RTC and low thermal EMF, makes Power Metal Strip products the resistor of choice for high-current and high-power applications in all market segments.

- Resistance from 0.0002 ohm to 1 ohm
- Resistance tolerance down to 0.5 %
- Very low inductance of < 5 nH
- Low thermal EMF (< 3 $\mu\text{V}/^\circ\text{C}$)
- Lead (Pb)-free available
- Low RTC metal resistive element (< 20 ppm/ $^\circ\text{C}$)
- Operating temperature range of -65°C to $+275^\circ\text{C}$

In addition to the standard case sizes, Vishay offers nonstandard product sizes and terminal configurations to support emerging applications. This brochure provides an overview of Power Metal Strip product capabilities to support the needs of designers.

Applications

Current sensing Power Metal Strip resistors allow control circuitry to monitor the level of current in a circuit by translating current into a voltage that can be easily measured. The devices work by resisting the current flow in a circuit to a calibrated level, thus allowing a voltage drop to be detected and monitored by control circuitry. The low resistance of Power Metal Strip devices allow this function to be carried out with exceptional accuracy.

Current shunting is another application suitable for the low-ohmic Power Metal Strip resistor technology. When shunting, a resistor is used to divert most of the current in an electric circuit. Power shunts are used for electric motor starting, braking, and speed control. Loading, neutral grounding, preheating, and capacitor loading are applications in which a resistor shunts large amounts of current. A two- or four-terminal resistor with low ohmic resistance and high-current capability is the best solution for a shunt.

Current sensing and shunting are functions common to all market segments with many applications. Automotive electronics, industrial and medical equipment, mobile telecom, and notebook computers are among the diverse environments in which Power Metal Strip resistors deliver exceptional performance.

Brushless DC Motor Control

The use of brushless DC motors is increasing in motion control applications. The motor's high efficiency and small size are important for automotive, industrial, military, aircraft, and communications equipment.

Automotive engine fan controls utilize brushless DC motors to improve engine temperature management. Accurate air flow and temperature control in the engine compartment are needed to allow the engine to run at a constant higher temperature for better fuel efficiency and lower emissions. The brushless DC motor cools the engine block or radiator to reduce temperature variation while high-power current sense resistors are used for fan speed control.

Electronic power steering and electric vehicle traction drives also use brushless DC motors. A current sense resistor is used to control the peak value of the motor winding current (load current). This is an application that requires low-inductance and high-current capabilities. See Figure A.

Figure A
(DC Motor Current Monitoring)

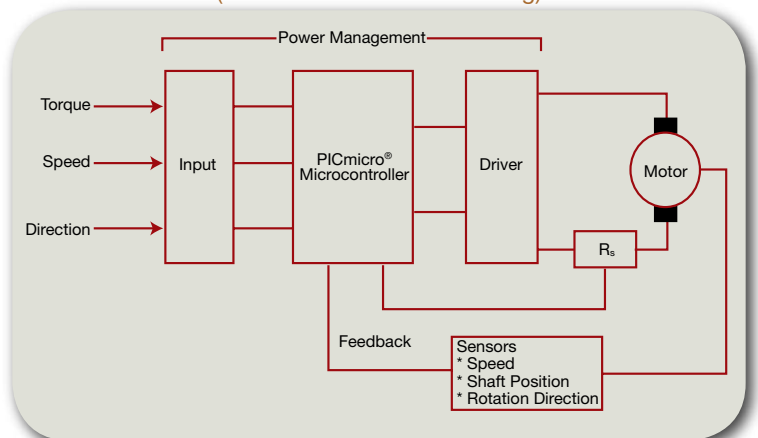
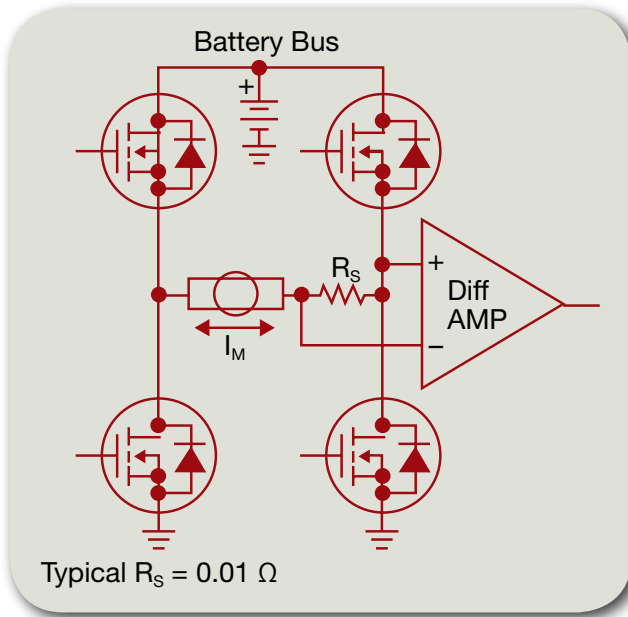




Figure B
(H-Bridge Current Monitoring)



Current sensing resistors are also used in the feedback circuit as replacements for Hall effect sensors. Figure B shows use of current sense resistor “ R_s ” in an H-bridge motor control.

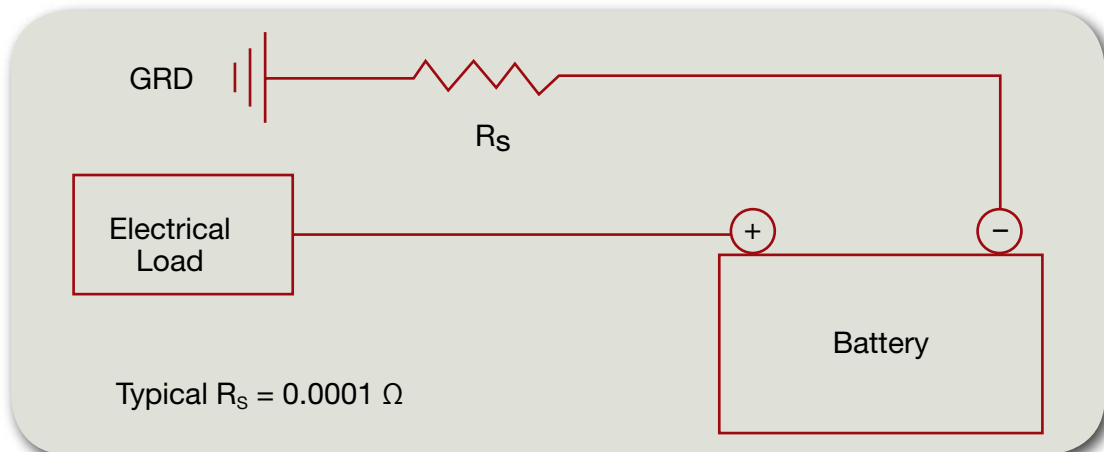
Automotive Battery Management

Accurate current sensing is becoming an increasingly important capability as the demands being placed on automotive batteries are growing. Electrical Hydraulic Power Steering (EHPS) / Electrical Power Steering (EPS) / Electrical Power Assistance Steering (EPAS), electronic-hydraulic braking, electric and hybrid vehicles, and power doors, all require the battery to provide additional current above and beyond what the alternator can deliver.

For proper battery management, a low-ohmic current sensing resistor is used to sense the amount of current flowing into the vehicle’s electrical system. The current sensing resistor must be capable of handling high currents (up to 1000 A) while offering a low temperature coefficient of resistance, low thermal EMF, and high stability in extreme environments. Resistance values of $50 \mu\Omega$ to $100 \mu\Omega$ are typically required for these applications.

Figure C illustrates use of current sense resistor in a high-current battery management circuit.

Figure C
(Automotive Battery Sensor)





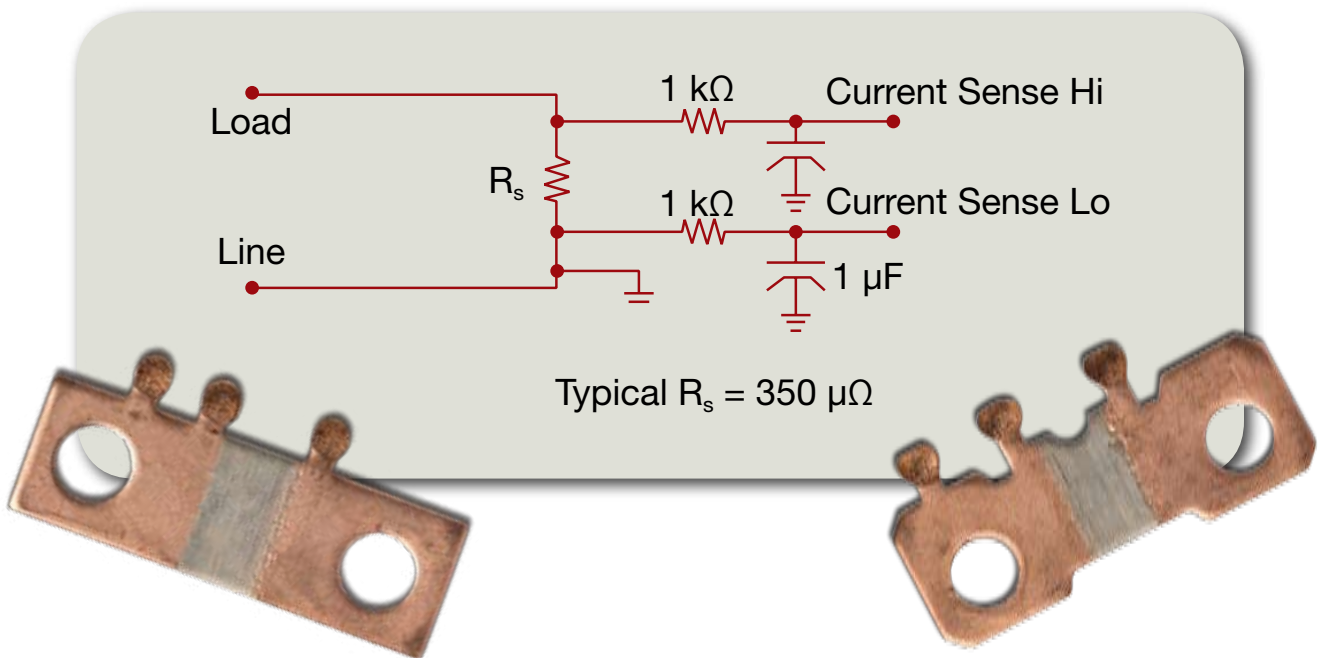
Utility Power Meters Shunt

The utility industry is seeing a new generation of multifunction power meters. The new meters are more accurate in measuring and reporting actual utility usage and peak usage times, providing the power company with more accurate data to determine customer usage and to adjust billing terms.

In this application, a current sense resistor supports the microcontroller to determine power usage. A current shunt converts the current through the meter to a small, millivolt-level voltage. The voltage across the shunt must remain small to minimize the power dissipation by the shunt. A shunt with a resistance of $100\ \mu\Omega$ to $500\ \mu\Omega$ will provide a signal of less than 20 mV and still dissipate nearly 1 W of power at 40 A.

Figure D shows the current channel of an electric meter using a current shunt to convert the load current to a millivolt-level voltage.

Figure D
(Current Channel of an Electric Meter)





New Product Application Sheet

Design Engineer: To help us support your new product requirements, please complete the information below.

Application Summary: _____

Resistance Value = _____ Ohms **Resistance Tolerance =** _____ %

Temperature Coefficient = _____ ppm/°C

Load Current: $I_{peak} =$ _____ Amps Duration = _____ sec

$I_{continuous} =$ _____ Amps

Environmental Conditions: Temperature Range: _____ °C to _____ °C

Moisture: _____ °C at _____ % Rh

Other: _____

Product Size: L = _____ mm W = _____ mm H = _____ mm

Product Sketch:

(Please note current and voltage terminals)

Mounting Type: Welded Bolted Soldered Terminal Coating _____

Project Timing: Initial Samples: _____ Month _____ Year

Design Validation: _____ Month _____ Year

Production Start: _____ Month _____ Year

Project EAU: _____ pcs **Target Cost:** _____ USD





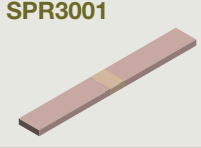

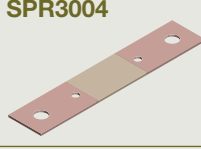
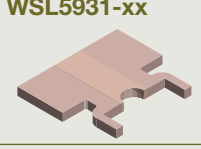

Name: _____ **Email:** _____

Title: _____ **Phone:** _____

Company: _____ **Fax:** _____

Email this form to: ww2bresistors@vishay.com

High-Current, Custom, Power Metal Strip® Resistors

Product	Maximum Current	Features	Dimensions	Application
 SPR2068	10 A	<ul style="list-style-type: none"> • 0.012 Ω • $\pm 5\%$ • Multi-terminal 	L = 4.550 in. [115.6 mm] W = 0.275 in. [6.98 mm] H = 0.175 in. [4.44 mm]	<ul style="list-style-type: none"> • Instrumentation
 SPR0513	17.5 A	<ul style="list-style-type: none"> • 0.002 Ω to 0.01 Ω • $\pm 1\%$ • 4-terminal 	L = 3.170 in. [80.52 mm] W = 0.030 in. [0.76 mm] H = 0.620 in. [15.8 mm]	<ul style="list-style-type: none"> • Instrumentation
 SPR0755	31.6 A	<ul style="list-style-type: none"> • 0.001 Ω • $\pm 5\%$ 	L = 1.920 in. [48.88 mm] W = 0.275 in. [6.98 mm] H = 0.235 in. [5.97 mm]	<ul style="list-style-type: none"> • Instrumentation
 SPR4000	95 A	<ul style="list-style-type: none"> • 0.0007 Ω • $\pm 5\%$ • Multi-terminal 	L = 0.708 in. [18 mm] W = 0.264 in. [6.7 mm] H = 0.732 in. [18.6 mm]	<ul style="list-style-type: none"> • Instrumentation • Automotive controls for EHPS/EP/EPAS
 SPR3001	100 A	<ul style="list-style-type: none"> • 0.0002 Ω • $\pm 5\%$ • Power Metal Strip® construction • Manganin element 	L = 2.134 in. [54.2 mm] W = 0.268 in. [6.8 mm] H = 0.060 in. [1.5 mm]	<ul style="list-style-type: none"> • Instrumentation • Power meters shunt
 SPR3000	100 A	<ul style="list-style-type: none"> • 0.0007 Ω • $\pm 5\%$ • Power Metal Strip® construction • Manganin element 	L = 2.075 in. [52.7 mm] W = 0.150 in. [3.8 mm] H = 0.040 in. [1.0 mm]	<ul style="list-style-type: none"> • Instrumentation • Power meters shunt
 SPR3004	100 A	<ul style="list-style-type: none"> • 0.00038 Ω • $\pm 5\%$ • Power Metal Strip® construction • Manganin element 	L = 3.937 in. [100.0 mm] W = 0.787 in. [20.0 mm] H = 0.060 in. [1.5 mm]	<ul style="list-style-type: none"> • Instrumentation • Automotive battery monitor shunt
 WSL5931-xx	187 A	<ul style="list-style-type: none"> • 0.0002 Ω • $\pm 5\%$ • Power Metal Strip® construction • Manganin element 	L = 0.590 in. [15.0 mm] W = 0.512 in. [13.0 mm] H = 0.049 in. [1.24 mm]	<ul style="list-style-type: none"> • Instrumentation • Automotive controls for EHPS/EP/EPAS
 SPR4001	1000 A	<ul style="list-style-type: none"> • 0.00005 Ω • $\pm 5\%$ • Power Metal Strip® construction • Manganin element 	L = 9.450 in. [240 mm] W = 3.937 in. [100 mm] H = 0.190 in. [4.7 mm]	<ul style="list-style-type: none"> • High-current meter shunt



SEMICONDUCTORS:

Rectifiers • High-Power Diodes and Thyristors • Small-Signal Diodes • Zener and Suppressor Diodes
• FETs • RF Transistors • Optoelectronics • ICs • Modules and Assemblies

PASSIVE COMPONENTS:

Resistive Products • Magnetics • Capacitors • Strain Gage Transducers and Stress Analysis Systems

**One of the World's Largest
Manufacturers
of Discrete Semiconductors and Passive Components**

WORLDWIDE SALES CONTACTS

THE AMERICAS

UNITED STATES

VISHAY AMERICAS
ONE GREENWICH PLACE
SHELTON, CT 06484
UNITED STATES
PH: +1-402-563-6866
FAX: +1-402-563-6296

ASIA

SINGAPORE

VISHAY INTERTECHNOLOGY
ASIA PTE LTD.
25 TAMPINES STREET 92
KEPPEL BUILDING #02-00
SINGAPORE 528877
PH: +65-6788-6668
FAX: +65-6788-0988

P.R.C.

VISHAY TRADING (SHANGHAI) CO., LTD.
(SHANGHAI REPRESENTATIVE OFFICE)
ROOM D, 15F, SUN TONG INFOPORT PLAZA
55 HUAI HAI WEST ROAD
200030 SHANGHAI
P.R.C.
PH: +86-21-5258-5000
FAX: +86-21-5258-7979

JAPAN

VISHAY JAPAN CO., LTD.
MG IKENOHATA BLDG. 4F
1-2-18, IKENOHATA
TAITO-KU
TOKYO 110-0008
JAPAN
PH: +81-3-5832-6210
FAX: +81-3-5832-6260

EUROPE

GERMANY

VISHAY EUROPE SALES GMBH
GEHEIMRAT-ROSENTHAL-STR. 100
95100 SELB
GERMANY
PH: +49-9287-71-0
FAX: +49-9287-70435

FRANCE

VISHAY S.A.
199, BLVD DE LA MADELEINE
06003 NICE, CEDEX 1
FRANCE
PH: +33-4-9337-2920
FAX: +33-4-9337-2997

NETHERLANDS

VISHAY BCCOMPONENTS B.V.
HURKESTRAAT 31
P.O. BOX 8766
5652 AH EINDHOVEN
NETHERLANDS
PH: +31-40-2590-700
FAX: +31-40-2590-777