

1SNL312510R0000 ✓ ACTIVE

ENTRELEC

TE Internal #: 1SNL312510R0000

Power Distribution Blocks, 1 Pole, 115 A Current Rating (UL), 8 Position, DIN Rail, -55 – 110 °C [-67 – 230 °F]

[View on TE.com >](#)



Connectors > Terminal Blocks & Strips > Power Distribution Blocks



Number of Poles: 1

Current Rating (IEC): 125 A

Current Rating (UL): 115 A

Number of Positions: 8

Contact Current Rating (Max): 125 A

## Features

### Configuration Features

Number of Poles - Main Circuit	1
Number of Poles - Output 1	1
Number of Poles - Output 2	6
Number of Levels	1
Block Function	Feed-Through
Number of Circuits	1
Number of Poles	1
Number of Positions	8

### Electrical Characteristics

Impulse Withstanding Voltage Rating (IEC)	8000 V
Short-Time Withstanding Current Rating @ 1s	4200 A
Operating Voltage Rating (UL & CSA) (Max) - Main Circuit	1000 V
Voltage Rating (CSA)	1000 V
Peak Withstanding Current Rating	30 kA
Voltage Rating (IEC)	1500 VDC
Power Loss	4 W
Short Circuit Current Rating	100 kA
Dielectric Withstanding Voltage (Max)	2200 V



Input Current (Max)	125 A
---------------------	-------

Current Rating (IEC)	125 A
----------------------	-------

Current Rating (UL)	115 A
---------------------	-------

### Body Features

Product Weight	122 g[4.304 oz]
----------------	-----------------

Primary Product Color	Gray
-----------------------	------

### Contact Features

Contact Current Rating (Max)	125 A
------------------------------	-------

### Termination Features

Termination Method to Wire & Cable	Screw
------------------------------------	-------

### Mechanical Attachment

Tightening Torque - Output 1	18 – 26.5 in-lbs
------------------------------	------------------

DIN Rail Mounting Type	TH35-15, TH35-7.5
------------------------	-------------------

Tightening Torque - Main Circuit	31 – 44 in-lbs
----------------------------------	----------------

Tightening Torque - Output 2	18 – 26.5 in-lbs
------------------------------	------------------

Connector Mounting Type	DIN Rail
-------------------------	----------

### Housing Features

Housing Material	Polyamide
------------------	-----------

### Dimensions

Output 1 Capacity - 1 Insulated Ferrule	14 – 6 AWG
---	------------

Output 2 Capacity - 1 Insulated Ferrule	14 – 6 AWG
---	------------

Output 2 Capacity - 1 Rigid Stranded Conductor	14 – 6 AWG
--	------------

Main Circuit Capacity - 1 Insulated Ferrule per Screw Clamp	10 – 35 mm <sup>2</sup>
---	-------------------------

Main Circuit Capacity - 1 Rigid Stranded Conductor per Screw Clamp	8 – 2 AWG
--	-----------

Output 1 Capacity - 1 Rigid Stranded Conductor	6 – 16 mm <sup>2</sup>
--	------------------------

Wire Stripping Length - Output 1	11 mm[.43 in]
----------------------------------	---------------

Wire Stripping Length - Main Circuit	15 mm[.591 in]
--------------------------------------	----------------

Tool Size - Output 2	5.5 mm[.217 in]
----------------------	-----------------

Hole Diameter - Output 1	6.8 mm[.267 in]
--------------------------	-----------------

Hole Diameter - Output 2	6.5 mm[.256 in]
--------------------------	-----------------

Tool Size - Output 1	3 mm[.118 in]
----------------------	---------------

Hole Diameter - Main Circuit	9.8 mm[.386 in]
Wire Stripping Length - Output 2	11 mm[.43 in]
Tool Size - Main Circuit	4 mm[.157 in]
Product Spacing	28.2 mm[1.11 in]
Product Depth	50.7 mm[1.788 in]
Product Width	28.2 mm[.995 in]
Product Height	75 mm[2.645 in]
Wire Size	35 mm <sup>2</sup>

### Usage Conditions

Installation Temperature Range	-5 – 40 °C[23 – 104 °F]
Operating Temperature Range	-55 – 110 °C[-67 – 230 °F]

### Industry Standards

Tool - Output 2	Positive Drive Flat Screwdriver
Tool - Output 1	Allen Key
Tool - Main Circuit	Allen Key
IP Rating	IP20
UL Flammability Rating	UL 94V-0

### Product Compliance

[For compliance documentation, visit the product page on TE.com>](#)

EU RoHS Directive 2011/65/EU	Compliant with Exemptions
EU ELV Directive 2000/53/EC	Compliant with Exemptions
China RoHS 2 Directive MIIT Order No 32, 2016	Restricted Materials Above Threshold
EU REACH Regulation (EC) No. 1907/2006	Current ECHA Candidate List: JUNE 2023 (235) Candidate List Declared Against: JUNE 2023 (235) SVHC > Threshold: Pb (3.5% in Component Part) <b>Article Safe Usage Statements:</b> Do not eat, drink or smoke when using this product. Wash thoroughly after handling. Recycle if possible and dispose of the article by following all applicable governmental regulations relevant to your geographic location.
Halogen Content	Low Halogen - Br, Cl, F, I < 900 ppm per homogenous material. Also BFR/CFR/PVC Free
Solder Process Capability	Not reviewed for solder process capability

This information is provided based on reasonable inquiry of our suppliers and represents our current actual knowledge based on the information they provided. This information is subject to change. The part numbers that TE has identified as EU RoHS compliant have a maximum concentration of 0.1% by weight in homogenous materials for lead, hexavalent chromium, mercury, PBB, PBDE, DBP, BBP, DEHP, DIBP, and 0.01% for cadmium, or qualify for an exemption to these limits as defined in the Annexes of Directive 2011/65/EU (RoHS2). Finished electrical and electronic equipment products will be CE marked as required by Directive 2011/65/EU. Components may not be CE marked. Additionally, the part numbers that TE has identified as EU ELV compliant have a maximum concentration of 0.1% by weight in homogenous materials for lead, hexavalent chromium, and mercury, and 0.01% for cadmium, or qualify for an exemption to these limits as defined in the Annexes of Directive 2000/53/EC (ELV). Regarding the REACH Regulation, the information TE provides on SVHC in articles for this part number is based on the latest European Chemicals Agency (ECHA) 'Guidance on requirements for substances in articles' posted at this URL: <https://echa.europa.eu/guidance-documents/guidance-on-reach>

## Compatible Parts



TE Part # 1SNK900001R0000  
BAM4



TE Part # 1SET111020R0000  
WF160-12-IV



TE Part # 1SET111037R0000  
WF100-12-RD



TE Part # 1SET111039R0000  
WF160-12-BL



TE Part # 1SNK140000R0000  
MC512



TE Part # 1SNK149002R0000  
MC512PA L1-L2-L3-N-PE (x20) Vertical



TE Part # 1SNK149999R0000  
MC512PA



TE Part # 1SNK900002R0000  
BAZ1



TE Part # 1SNK900102R0000  
BAZH1



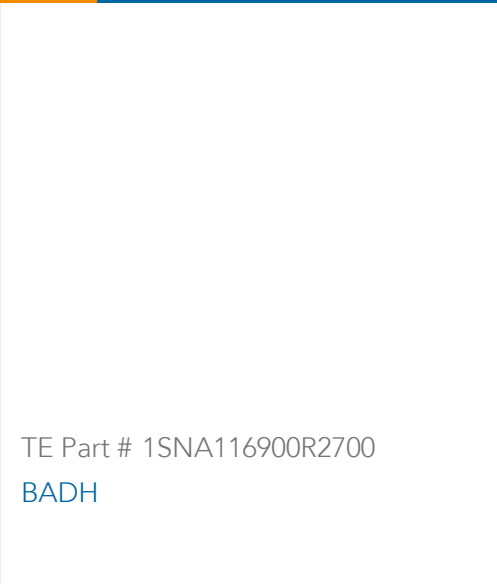
TE Part # 1SET111018R0000  
WF100-12-BR



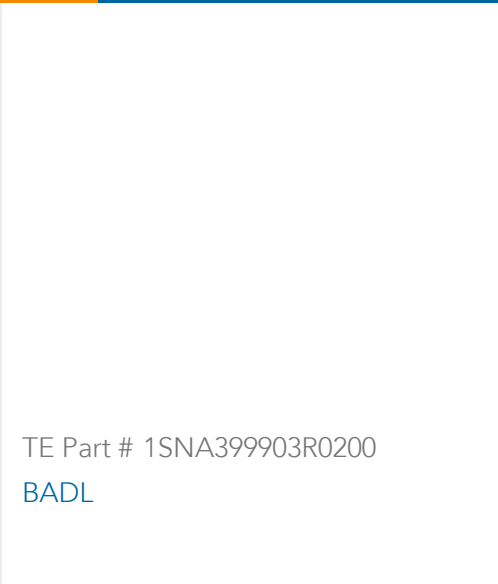
TE Part # 1SET111022R0000  
WF250-16-BK



TE Part # 1SET111024R0000  
WF350-16-RD

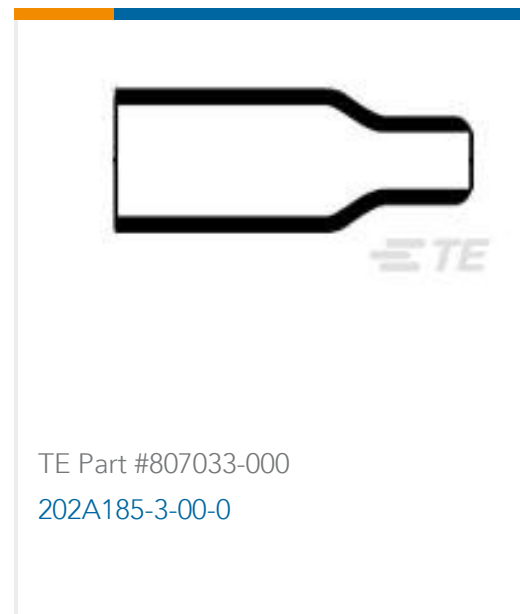


TE Part # 1SNA116900R2700  
BADH



TE Part # 1SNA399903R0200  
BADL

## Customers Also Bought



## Documents

### CAD Files

#### 3D PDF

3D

#### Customer View Model

[ENG\\_CVM\\_CVM\\_1SNL312510R0000\\_A.2d\\_dxf.zip](#)

English

#### Customer View Model

[ENG\\_CVM\\_CVM\\_1SNL312510R0000\\_A.3d\\_igs.zip](#)

English

#### Customer View Model

[ENG\\_CVM\\_CVM\\_1SNL312510R0000\\_A.3d\\_stp.zip](#)

English

By downloading the CAD file I accept and agree to the [Terms and Conditions](#) of use.

### Datasheets & Catalog Pages

[ENTRELEC DBL Power Distribution Blocks Catalogue](#)

French

[ENTRELEC DBL Power Distribution Blocks Catalogue](#)

English

[Datasheet - Ev-Charging Electrical](#)

English

[ENTRELEC Terminal Block - Master Catalog](#)

[ENTRELEC Terminal Block - Master Catalog](#)

English



**DBL125**

English

**DBL Power-Distribution-Blocks**

English

**ENTRELEC Terminal Blocks Catalogue (RUS)**

**Essential Entrelec Terminal Blocks**

French

**Essential Entrelec Terminal Blocks**

English

**Essential Entrelec Terminal Blocks**

Japanese

---

**Product Environmental Compliance**

**Product Compliance Document**

English

**Product Compliance Document**

English

---

**Agency Approvals**

**UL**

English