

1663069-1 ✓ ACTIVE

AMP OSP/BMA Miniature Modular


TE Internal #: 1663069-1

OSP/BMA RF Interface, Jack, 50 Ω, Push-On, 18 GHz Operating Frequency, 1 Position, Printed Circuit Board, AMP OSP /BMA Miniature Modular

[View on TE.com >](#)



Connectors > RF Connectors > Coax Connectors



RF Interface: **OSP/BMA**

RF Connector Style: **Jack**

RF Connector Mated Outer Diameter (Approximate): **7.62 mm [.3 in]**

Impedance: **50 Ω**

RF Connector Coupling Mechanism: **Push-On**

Features

Product Type Features

RF Interface	OSP/BMA
RF Connector Style	Jack
Sealable	No
Connector & Contact Terminates To	Printed Circuit Board

Configuration Features

PCB Mount Orientation	Vertical
Number of Positions	1
Number of Coaxial Contacts	1

Electrical Characteristics

Impedance	50 Ω
-----------	------

Body Features

Body Material	Stainless Steel
Body Material Finish	Plated
Body Plating Material	Gold

Contact Features

RF Connector Center Contact Underplating Material	Copper, Nickel
RF Connector Center Contact Plating Material	Gold
RF Connector Center Contact Material	Beryllium Copper



Termination Features

Termination Post & Tail Length	4.95 mm[.195 in]
Termination Method to Printed Circuit Board	Through Hole - Solder

Mechanical Attachment

RF Connector Coupling Mechanism	Push-On
RF Contact Captivation Method	Epoxy

Dimensions

Profile Height from PCB	9.53 mm[.375 in]
RF Connector Mated Outer Diameter (Approximate)	7.62 mm[.3 in]

Usage Conditions

Operating Temperature Range	-65 – 125 °C[-85 – 257 °F]
-----------------------------	----------------------------

Operation/Application

Operating Frequency	18 GHz
---------------------	--------

Packaging Features

Packaging Method	Package
------------------	---------

Other

Dielectric Material	PTFE
---------------------	------

Product Compliance

[For compliance documentation, visit the product page on TE.com>](#)

EU RoHS Directive 2011/65/EU	Compliant with Exemptions
EU ELV Directive 2000/53/EC	Compliant with Exemptions
China RoHS 2 Directive MIIT Order No 32, 2016	Restricted Materials Above Threshold
EU REACH Regulation (EC) No. 1907/2006	Current ECHA Candidate List: JAN 2024 (240) Candidate List Declared Against: JAN 2019 (197) SVHC > Threshold: Not Yet Reviewed
Halogen Content	Not Yet Reviewed for halogen content
Solder Process Capability	Wave solder capable to 265°C

Product Compliance Disclaimer

This information is provided based on reasonable inquiry of our suppliers and represents our current actual knowledge based on the information they provided. This information is subject to change. The part numbers that TE has identified as



EU RoHS compliant have a maximum concentration of 0.1% by weight in homogenous materials for lead, hexavalent chromium, mercury, PBB, PBDE, DBP, BBP, DEHP, DIBP, and 0.01% for cadmium, or qualify for an exemption to these limits as defined in the Annexes of Directive 2011/65/EU (RoHS2). Finished electrical and electronic equipment products will be CE marked as required by Directive 2011/65/EU. Components may not be CE marked. Additionally, the part numbers that TE has identified as EU ELV compliant have a maximum concentration of 0.1% by weight in homogenous materials for lead, hexavalent chromium, and mercury, and 0.01% for cadmium, or qualify for an exemption to these limits as defined in the Annexes of Directive 2000/53/EC (ELV). Regarding the REACH Regulations, TE's information on SVHC in articles for this part number is still based on the European Chemical Agency (ECHA) 'Guidance on requirements for substances in articles' (Version: 2, April 2011), applying the 0.1% weight on weight concentration threshold at the finished product level. TE is aware of the European Court of Justice ruling of September 10th, 2015 also known as O5A (Once An Article Always An Article) stating that, in case of 'complex object', the threshold for a SVHC must be applied to both the product as a whole and simultaneously to each of the articles forming part of its composition. TE has evaluated this ruling based on the new ECHA "Guidance on requirements for substances in articles" (June 2017, version 4.0) and will be updating its statements accordingly.

Also in the Series | AMP OSP/BMA Miniature Modular




Coax Connectors(14)



Connector Adapters & Connector Savers(3)

Customers Also Bought



TE Part #3-5646547-0
Z-PACK A-B 25 COLUMN SHLD ASSY



TE Part #532903-6
HDI RECP ASSY 4 ROW 180 POS



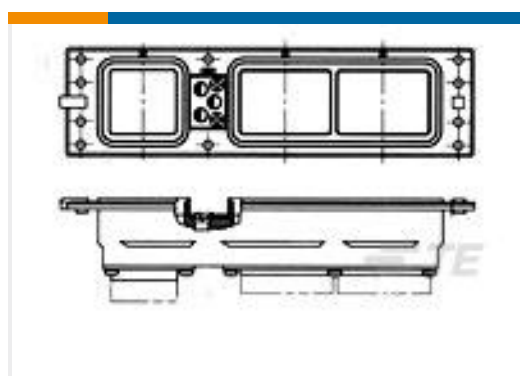
TE Part #1617761-3
FCB-405-BZ4



TE Part #1405027-2
GASKET



TE Part #530341-3
BOX RECP KIT



TE Part #1663556-1
RECP ASSY, SZ 2, ARINC 600

Documents

Product Drawings

OSP/BMA PCB JACK W/.195" LEGS

English



CAD Files

3D PDF

3D

Customer View Model

[ENG_CVM_CVM_1663069-1_A_c-1663069-1-a.2d_dxf.zip](#)

English

Customer View Model

[ENG_CVM_CVM_1663069-1_A_c-1663069-1-a.3d_igs.zip](#)

English

Customer View Model

[ENG_CVM_CVM_1663069-1_A_c-1663069-1-a.3d_stp.zip](#)

English

By downloading the CAD file I accept and agree to the [Terms and Conditions](#) of use.