


Board Mount Pressure Sensors Line Guide



The pressure is on. The answer is here. No matter the need, Honeywell has the microstructure, pressure sensor solution. Our sensing element design consists of four piezoresistors on a chemically etched silicon diaphragm. A pressure change will cause a strain in the diaphragm and the buried resistors. The resistor values will change in proportion to the stress

applied, which produces an electrical output. You will find our components performing in potential applications including dialysis equipment, blood analysis, centrifusion and oxygen and nitrogen gas distribution, HVAC devices, data storage, process controls, industrial machinery, pumps, and robotics. Honeywell is always working harder, no matter the situation. Or the pressure.

FEATURES

TruStability™ RSC Series.

Features: Enhanced performance

- Proprietary Honeywell technology
- Cost-effective, high volume solution with variety of options
- High burst and working pressures
- Enhanced reliability
- Easy to design in
- Meets IPC/JEDEC J-STD-020D.1 Moisture Sensitivity Level 1 requirements
- Energy efficient

Benefits: Output accelerates performance through reduced conversion requirements and direct interface to microprocessors. High sensitivity with high burst and overpressure while providing industry-leading stability (performance factors difficult to achieve in the same sensor) provide flexibility in implementation and minimize requirements for protecting the sensor without sacrificing ability to sense very small changes in pressure. High burst pressures promote system reliability, minimize downtime, and can simplify design; high working pressures allow ultra-low sensors to be used continuously above the calibrated pressure range. Package is small when compared to many similar sensors, occupying less area on the PCB. Port and housing options simplify integration. Wide pressure range simplifies use. IPC/JEDEC J-STD-020D.1 Moisture Sensitivity Level 1 requirements

allows avoidance of thermal and mechanical damage during solder reflow attachment and/or repair that lesser rated sensors would incur, allows unlimited floor life when stored as specified (simplifying storage and reducing scrap), eliminates lengthy bakes prior to reflow, and allows for lean manufacturing due to stability and usability shortly after reflow. Energy efficiency reduces system power requirements and enables extended battery life. Potential medical applications include airflow monitors, anesthesia machines, blood analysis machines, gas chromatography, gas flow instrumentation, hospital room air pressure, kidney dialysis machines, nebulizers, pneumatic controls, respiratory machines, sleep apnea equipment, spirometers, and ventilators. Potential industrial applications include barometry, drones, flow calibrators, gas chromatography, gas flow instrumentation, HVAC clogged filter detection, HVAC systems, HVAC transmitters, indoor air quality, life sciences, pneumatic control, VAV (Variable Air Volume) control, and weather balloons.

TruStability™ HSC Series.

Features: Proprietary Honeywell technology


- Industry-leading long-term stability, Total Error Band, and accuracy
- High burst pressures
- High working pressure ranges
- Industry-leading flexibility
- Excellent repeatability
- Onboard signal conditioning
- Wide variety of pressure ranges
- Meets IPC/JEDEC J-STD-020D.1 Moisture Sensitivity Level 1 requirements
- Insensitive to mounting orientation
- Custom calibration
- Insensitive to vibration
- Internal diagnostic functions
- Energy efficient
- I²C- or SPI-compatible digital output or analog output
- Small size
- RoHS compliant
- Protected by multiple global patents
- Intended for use with non-corrosive, non-ionic working fluids

Benefits: Proprietary Honeywell technology combines high sensitivity with high overpressure and burst pressure to give the customer more flexibility in sensor implementation and reduce the customer design requirements for protecting the sensor without sacrificing the ability to sense very small changes in pressure. Industry-leading long-term stability minimizes system calibration needs, maximizes system performance, and helps support system uptime by

Working better under pressure.

The human body is a supremely sensitive mechanism, requiring equally perceptive observation. Honeywell SiOT offers a line of pressure sensors equal to every task — including sensors that measure the amount of pressure delivered to the human body.

From medical applications to industrial needs to any industry, we've got the right solution. Our categories of pressure sensor measurement include absolute, differential, gage or vacuum gage — with unamplified or amplified sensors covering wide pressure ranges. You'll also find a variety of mounting and package styles, digital output, small size, reduced cost, enhanced reliability, enhanced repeatability and accuracy under extreme conditions, enhanced operating characteristics between sensors, and interchangeability without recalibration.




Board Mount Pressure Sensors

	TruStability™ RSC Series	TruStability™ HSC Series
Signal conditioning	amplified	amplified
Pressure range	±1.6 mbar to ±10 mbar ±160 Pa to ±1 MPa ±0.5 inH ₂ O to ±150 psi	±1.6 mbar to ±10 mbar ±160 Pa to ±1 MPa ±0.5 inH ₂ O to ±150 psi
Device type	absolute, differential, gage	absolute, differential, gage
Output	24-bit digital (SPI)	digital (I ² C, SPI), analog (V _{dc})
Calibrated	yes	yes
Temperature comp.	yes	yes
Operating temp. range	-40°C to 85°C [-40°F to 185°F] (compensated)	0°C to 50°C [32°F to 120°F] (compensated)
Total Error Band	as low as ±0.25 %FSS depending on pressure range (after auto zero)	±1 %FSS to ±3 %FSS depending on pressure range
Accuracy	±0.1 %FSS BFSL	±0.25 %FSS BFSL
Mounting options	DIP, SMT	DIP, SIP, SMT



Board Mount Pressure Sensors

	Basic ABP Series	Basic TBP Series
Signal conditioning	amplified	unamplified
Pressure range	±60 mbar to ±10 bar ±6 kPa to ±1 MPa ±1 psi to ±150 psi	±60 mbar to ±10 bar ±6 kPa to ±1 MPa ±1 psi to ±150 psi
Device type	gage, differential	gage
Output	digital (I ² C, SPI), ratiometric analog	analog (mV)
Calibrated	yes	yes
Compensated	yes	yes
Operating temp. range	0°C to 50°C [32°F to 122°F] (compensated)	0°C to 85°C [32°F to 185°F] (compensated)
Total Error Band	±1.5 %FSS	-
Accuracy	±0.25 %FSS BFSL	±0.25 %FSS
Mounting options	DIP, SMT, leadless SMT	DIP, SMT, leadless SMT





Board Mount Pressure Sensors

	TruStability™ SSC Series	TruStability™ TSC Series	TruStability™ NSC Series
Signal conditioning	amplified	unamplified	unamplified
Pressure range	±1.6 mbar to ±10 mbar ±160 Pa to ±1 MPa ±0.5 inH ₂ O to ±150 psi	±60 mbar to ±10 bar ±6 kPa to ±1 MPa ±1 psi to ±150 psi	±2.5 mbar to ±10 mbar ±250 Pa to ±1MPa ±1 inH ₂ O to ±150 psi
Device type	absolute, differential, gage	differential, gage	absolute, differential, gage
Output	digital (I ² C, SPI), analog (Vdc)	analog (mV)	analog (mV)
Calibrated	yes	yes	no
Temperature comp.	yes	yes	no
Operating temperature range	-20°C to 85°C [-4°F to 185°F] (compensated)	0°C to 85°C [32°F to 185°F] (compensated)	-40°C to 85°C [-40°F to 185°F]
Total Error Band	±2 %FSS to ±5 %FSS depending on pressure range	-	-
Accuracy	±0.25 %FSS BFSL	0.25 %FSS BFSL	±0.25 %FSS BFSL
Mounting options	DIP, SIP, SMT	DIP, SIP, SMT	DIP, SIP, SMT



Board Mount Pressure Sensors

	Basic NBP Series	MicroPressure MPR Series
Signal conditioning	unamplified	amplified
Pressure range	±60 mbar to ±10 bar ±6 kPa to ±1 MPa ±1 psi to ±150 psi	±40 mbar to ±2.5 bar ±4 kPa to ±250 kPa ±0.6 psi to ±30 psi
Device type	absolute, gage	absolute, gage
Output	analog (mV)	digital (I ² C, SPI)
Calibrated	no	yes
Compensated	no	yes
Operating temperature range	40°C to 125°C [-40°F to 257°F]	0°C to 50°C [32°F to 122°F] (compensated)
Total Error Band	-	as low as ±1.5 %FSS after customer auto-zero adjust
Accuracy	±0.25 %FSS	±0.25 %FSS BFSL
Mounting options	DIP, SMT, leadless SMT	leadless SMT





Board Mount Pressure Sensors

24PC Series

26PC Series

Signal conditioning	unamplified	unamplified
Pressure range	0.5 psi to 250 psi (SIP, DIP) 1 psi to 15 psi (SMT)	1 psi to 250 psi (SIP, DIP) 1 psi to 15 psi (SMT)
Device type	absolute, differential, wet-wet differential, gage	differential, wet-wet differential, gage
Output	analog (mV)	analog (mV)
Calibrated	no	yes
Compensated	no	yes
Operating temperature range	-40°C to 85°C [-40°F to 185°F]	0°C to 50°C [32°F to 122°F] (compensated)
Total error band	-	-
Accuracy	linearity and hysteresis 0.5% typ.	linearity and hysteresis 0.25% typ.
Mounting options	DIP, SIP, SMT	DIP, SIP, SMT



Board Mount Pressure Sensors

24PC Flow-Through Series

26PC Flow-Through Series

Signal conditioning	unamplified	unamplified
Pressure range	1 psi to 100 psi	1 psi to 100 psi
Device type	flow-through gage	flow-through gage
Output	analog (mV)	analog (mV)
Calibrated	no	yes
Compensated	no	yes
Operating temperature range	-40°C to 85°C [-40°F to 185°F]	0°C to 50°C [32°F to 122°F] (compensated)
Total error band	-	-
Accuracy	linearity and hysteresis 0.75% typ.	linearity and hysteresis 0.75% typ.
Mounting options	SIP, DIP	SIP, DIP

eliminating the need to service or replace the sensor during its application life. Industry-leading Total Error Band provides the sensor's true accuracy over a compensated temperature range of 0°C to 50°C [32°F to 122°F], eliminating individual sensor testing and calibration (which can increase manufacturing time and process) supporting system accuracy and warranty requirements, helping optimize system uptime, and providing excellent sensor interchangeability. Industry-leading accuracy reduces software needed to correct system inaccuracies, minimizing system design time, supporting system accuracy and warranty requirements, and helping to optimize system uptime. High burst pressures allow the sensor to endure a wide range of conditions while maintaining a high level of sensitivity which measures even the smallest change in pressure, simplifying the design process. High working pressure ranges allow the sensors to be used continuously well above the calibrated pressure range. Modular, flexible design with many package styles (with the same industry-leading stability), pressure ports, and options simplify integration into the device manufacturer's application. Onboard signal conditioning typically allows for the removal of signal conditioning components from the PCB, reducing costs and simplifying production processes. Meets IPC/JEDEC J-STD-020D.1 Moisture Sensitivity Level 1 requirements which allows the customer to avoid the thermal and mechanical damage during solder reflow attachment and/or repair that lesser rated products would incur, and allows unlimited floor life when stored as specified (<30 °C/85 %RH), simplifying storage and reducing scrap. Customers may position the sensor in the most optimal point in the system, eliminating concern for positional effects. Reduced susceptibility to application-specific vibration that occurs with changes in pressure minimizes inaccurate pressure readings. Custom calibration typically allows for the removal of additional components associated with signal conditioning from the PCB, reducing PCB size as well as costs often

associated with those components. Internal diagnostic functions increase system reliability. Extremely low power consumption (less than 10 mW, typ.), provides extended battery life, and promotes energy efficiency. I²C- or SPI-compatible 14-bit digital output (min. 12-bit sensor resolution) accelerates performance through reduced conversion requirements and the convenience of direct interface to microprocessors or microcontrollers; analog output also available. Miniature 10 mm x 10 mm [0.39 in x 0.39 in] package is very small when compared to most board mount pressure sensors. Potential applications include medical (ventilators, anesthesia machines, spirometers, nebulizers, hospital room air pressure) and industrial (VAV (Variable Air Volume) control, static duct pressure, clogged HVAC (Heating, Ventilation, and Air Conditioning) filter detection, HVAC transmitters indoor air quality).

TruStability™ SSC Series.

Features: Proprietary Honeywell technology • Industry-leading long-term stability, Total Error Band, and accuracy • High burst pressures • High working pressure ranges • Industry-leading flexibility • Excellent repeatability • Onboard signal conditioning • Wide variety of pressure ranges • Meets IPC/JEDEC J-STD-020D.1 Moisture Sensitivity Level 1 requirements • Insensitive to mounting orientation • Custom calibration • Insensitive to vibration • Internal diagnostic functions • Energy efficient • I²C- or SPI-compatible digital output or analog output • Small size • RoHS compliant • Protected by multiple global patents • Intended for use with non-corrosive, non-ionic working fluids

Benefits: Proprietary Honeywell technology combines high sensitivity with high overpressure and burst pressure to give the customer more flexibility in sensor implementation and reduce the customer design requirements for protecting the sensor without sacrificing the ability to sense very small changes in pressure. Industry-leading long-term stability minimizes system calibration needs, maximizes system performance,

and helps support system uptime by eliminating the need to service or replace the sensor during its application life. Industry-leading Total Error Band provides the sensor's true accuracy over a compensated temperature range of -20°C to 85°C [-4°F to 185°F], eliminating individual sensor testing and calibration (which can increase manufacturing time and process) supporting system accuracy and warranty requirements, helping optimize system uptime, and providing excellent sensor interchangeability. Industry-leading accuracy reduces software needed to correct system inaccuracies, minimizing system design time, supporting system accuracy and warranty requirements, and helping to optimize system uptime. High burst pressures allow the sensor to endure a wide range of conditions while maintaining a high level of sensitivity which measures even the smallest change in pressure, simplifying the design process. High working pressure ranges allow the sensors to be used continuously well above the calibrated pressure range. Modular, flexible design with many package styles (with the same industry-leading stability), pressure ports, and options simplify integration into the device manufacturer's application. Onboard signal conditioning typically allows for the removal of signal conditioning components from the PCB, reducing costs and simplifying production processes. Meets IPC/JEDEC J-STD-020D.1 Moisture Sensitivity Level 1 requirements which allows the customer to avoid the thermal and mechanical damage during solder reflow attachment and/or repair that lesser rated products would incur, and allows unlimited floor life when stored as specified (<30 °C/85 %RH), simplifying storage and reducing scrap. Customers may position the sensor in the most optimal point in the system, eliminating concern for positional effects. Reduced susceptibility to application-specific vibration that occurs with changes in pressure minimizes inaccurate pressure readings. Custom calibration typically allows for the removal of additional components associated with signal conditioning from the PCB,

reducing PCB size as well as costs often associated with those components. Internal diagnostic functions increase system reliability. Extremely low power consumption (less than 10 mW, typ.) reduces power consumption, provides extended battery life, and promotes energy efficiency. I²C- or SPI-compatible 14-bit digital output (min. 12-bit sensor resolution) accelerates performance through reduced conversion requirements and the convenience of direct interface to microprocessors or microcontrollers; analog output also available. Miniature 10 mm x 10 mm [0.39 in x 0.39 in] package is very small when compared to most board mount pressure sensors. Potential applications include medical (ventilators, anesthesia machines, spirometers, nebulizers, hospital room air pressure) and industrial (VAV (Variable Air Volume) control, static duct pressure, clogged HVAC (Heating, Ventilation, and Air Conditioning) filter detection, HVAC transmitters indoor air quality).

TruStability™ TSC Series.

Features: Industry-leading long-term stability • Industry-leading accuracy • Industry-leading flexibility • Insensitive to mounting orientation • Small size • Repeatability • Supports lean manufacturing • Extremely low power consumption • Absolute, differential and gage types • RoHS and ISO9001 compliance

Benefits: Even after long-term use and thermal extremes, these sensors perform substantially better relative to stability than any other pressure sensor available in the industry today which minimizes system calibration needs, maximizes system performance and helps support system uptime by eliminating the need to service or replace the sensor during its application life. Extremely tight accuracy down to ±0.25 %FSS BFSL reduces software needed to correct system inaccuracies, minimizing system design time, and supports system accuracy and warranty requirements. Modular, flexible design with numerous package styles, pressure ports, and options simplifies integration into the device manufacturer's

application. Single side wet media option allows the end customer to use one port of the sensor with condensing humidity or directly with non-corrosive liquid media. Miniature 10 mm x 10 mm [0.39 in x 0.39 in] package is very small when compared to most board mount pressure sensors which occupies less area on the PCB and typically allows for easy placement on crowded PCBs or in small devices. Provides excellent repeatability, high accuracy and reliability under many demanding conditions. J-STD-020-D MSL 1 unlimited shelf life after packaging is opened, system can be calibrated within one hour after reflow solder and is compatible with modern lead-free and no-clean solder processes. Operating supply voltage as low as 1.5 Vdc which reduces power consumption, provides extended battery life, and promotes energy efficiency. Potential medical applications include nebulizers, spirometers, patient monitoring equipment, therapeutic hospital beds, hospital gas supply, oxygen concentrators, blood analysis, gas chromatography, and analytical instruments. Potential industrial applications include valves, pumps, actuators, HVAC transmitters, automated pneumatic assembly equipment, pneumatic operator control systems, industrial gas supply, barometry, gas chromatography, and analytical instrument sampling systems.

TruStability™ NSC Series.

Features: Industry-leading long-term stability, accuracy and flexibility • Small size • Excellent repeatability • Extremely low power consumption • Low operating voltage • Sensitive • Virtually insensitive to mounting orientation • Ratiometric analog output • Infinite resolution • Fast response time • RoHS compliant

Benefits: Allows customers the flexibility of sensor self-calibration. Industry-leading long-term stability minimizes system calibration needs and maximizes system performance. Industry-leading accuracy reduces software needed to correct system inaccuracies, minimizing system design time. Industry-leading flexibility, due to numerous package

styles, pressure ports, and options, which simplifies integration into the device manufacturer's application. Single side liquid media option allows the end customer to use one port of the sensor with condensing humidity or directly with non-corrosive liquid media. Miniature 10 mm x 10 mm [0.39 in x 0.39 in] package is very small when compared to most board mount pressure sensors. Provides excellent repeatability, high accuracy and reliability under many demanding conditions. Extremely low power consumption (operating supply voltage as low as 1.8 Vdc) which reduces power consumption, provides extended battery life and promotes energy efficiency. Sensitive: meets specified pressure level requirements, providing enhanced sensitivity and accuracy over the range. Potential medical applications include respiratory breathing circuits such as nebulizers, spirometers and patient monitoring; hospital gas supply; and precise sampling/gas flow such as blood analysis, gas chromatography and analytical instrument sampling systems. Potential industrial applications include pneumatic components such as valves, pumps and actuators; pneumatic systems such as HVAC transmitters, pneumatic automated assembly equipment and pneumatic operator control systems; gas collection/delivery; and precise sampling/gas flow applications such as barometry, gas chromatography and analytical instrument sampling systems.

Basic ABP Series.

Features: Measure gage and differential pressures • Total Error Band ±1.5 %FSS • Liquid media option: Allows for wet/wet operation on dual ported devices • Industry-leading long-term stability: ±0.25 %FSS • Industry-leading accuracy: ±0.25 %FSS BFSL • Wide pressure range: 60 mbar to 10 bar | 6 kPa to 1 MPa | 1 psi to 150 psi • As small as 8 mm x 7 mm • High burst pressures • Calibrated over temperature range of 0°C to 50°C [32°F to 122°F] • Operates from a single power supply of either 3.3 Vdc or 5.0 Vdc • Output: Ratiometric analog or I²C- or SPI-compatible 12-bit digital • Power

consumption: 2 uA typical when utilizing sleep mode option • Meet IPC/JEDEC J-STD-020D.1 Moisture Sensitivity Level 1 requirements • REACH and RoHS compliant • Options: Internal diagnostic function, liquid media, sleep mode, temperature output

Potential Applications: CPAP, blood analysis, blood pressure monitoring, breast pumps, drug dosing, hospital beds, massage machines, oxygen concentrators, patient monitoring, sleep apnea equipment, urine analyzers, ventilators/portable ventilators, and wound therapy. Industrial: air brakes, HVAC/transmitters, life sciences, material handling, pneumatic control and regulation, process gas monitoring, and valve positioning/positioners. Commercial: air beds, coffee makers, and washing machines.

Basic TBP Series.

Features: Cost-effective sensors with many options • Small package size • Wide operating temperature range of -40°C to 125°C [-40°F to 257°F] • Media compatibility options • ROHS AND ISO 9001 compliance • Many package styles, pressure ranges, silicone gel coating and porting options • Supports lean manufacturing • Manufacturing excellence • Reliable supply chain • Designed to Six Sigma standards • Supporting documentation

Benefits: Helps customers to meet their specific application needs. Package size of 7 mm x 7 mm [0.276 in x 0.276 in] is very small when compared to most board mount pressure sensors, occupies less space on the PCB (printed circuit board) and typically allows for easy placement on crowded PCBs or in small devices. Choice of no gel coating for use with non-corrosive, non-ionic media such as dry air and gases, or silicone gel coating which allows use in applications where condensation can occur. J-STD-020-D MSL 1 unlimited shelf life after packaging is opened. System can be calibrated within one hour after reflow solder, and compatible with modern lead-free and no-clean solder processes. Honeywell has

more than 100 years of manufacturing and engineering excellence. Honeywell's effective inventory management and dependable supply chain are there throughout your product life cycle. Six Sigma standards provide the highest level of product quality, performance and consistency, provides confidence that the sensor will perform to specification. Honeywell's Web site provides technical materials to assist in application needs.

Basic NBP Series.

Features: Cost-effective • Honeywell brand • Small size • Durable • Flexible • Robust

Benefits: Cost-effective pressure sensing solution with a variety of options that allow customers to meet their specific application needs. The Honeywell brand provides manufacturing excellence, fast response to request for quotes and samples, reliable supply chain, Six Sigma standards design, and supporting documentation. Small package size (as small as 7 mm x 7 mm [0.276 in x 0.276 in]) is very small when compared to most board mount pressure sensors, occupying less space on the PCB and typically allowing for easy placement on crowded PCBs or in small devices. Wide operating temperature range (-40°C to 125°C [-40°F to 257°F]), gel or non-gel coating media compatibility options, and ISO 9001 compliance allow for use in tough environments. Numerous package styles, pressure ranges, housings, gel coating, and porting options simplify integration into the device manufacturer's application. Reflow mounting J-STD-020D, MSL 1 and rapid stabilization after reflow soldering allow calibration immediately after mounting. Potential medical applications include hospital beds, oxygen concentrators, wound therapy, and blood pressure monitoring. Potential industrial applications include HVAC transmitters, air movement control, environmental control, level indicators, leak detection, industrial controls, pneumatic controls, and other commercial applications.

MicroPressure MPR Series.

Features: 5 mm x 5 mm [0.20 in x 0.20 in] package footprint • Calibrated and compensated • ±40 mbar to ±2.5 bar | ±4 kPa to ±250 kPa | ±0.6 psi to ±30 psi • 24-bit digital I²C or SPI-compatible output • IoT (Internet of Things) ready interface • Low power consumption (<10 mW typ.), energy efficient • Stainless steel pressure port • Medical and food grade gel options • Liquid media compatible (compatible with a variety of fluids) • Absolute and gage pressure types • Total Error Band after customer auto-zero adjust as low as ±1.5 %FSS • Compensated temperature range: 0°C to 50°C [32°F to 122°F] • REACH and RoHS • Meets IPC/JEDEC J-STD-020D.1 Moisture Sensitivity Level 1

Potential Applications: Consumer medical: Non-invasive blood pressure monitoring, negative-pressure wound therapy, breast pumps, mobile oxygen concentrators, airflow monitors, CPAP water tanks, and medical wearables. Non-consumer medical: Invasive blood pressure monitors, ambulatory blood pressure measurement. Industrial: Air braking systems, gas and water meters. Consumer: Coffee machines, humidifiers, air beds, washing machines, dishwashers

24PC Series.

Features: True wet/wet differential sensing • Miniature package • Operable after exposure to frozen conditions • Choice of termination for gage sensors • DIP and SMT packages

Benefits: Piezoresistive sensing technology designed to provide inherently stable outputs over sensing range. Variety of gage pressure port configurations for quick and easy modification. Reduces sensitivity shift over temperature. Used to measure vacuum or positive pressure in potential medical, environmental, and industrial instrumentation applications.

26PC Series.

Features: Calibrated and temperature compensated • True wet/wet differential sensing • Miniature size • Media flow-through port • Flow path with minimal dead space • Operable after exposure to

frozen conditions • Choice of termination for gage sensors • SIP and DIP packages

Benefits: Piezoresistive sensing technology designed to provide part interchangeability and enhanced performance, reliability and accuracy. Factory-calibrated sensors designed to provide pressure sensing performance with enhanced precision and reliability in a miniature package. Variety of gage pressure port configurations designed to provide quick and easy modification. Used to measure vacuum or positive pressure in potential medical, environmental, and industrial instrumentation applications.

FLOW THROUGH SENSORS

24PC Flow-Through Series.

Features: Miniature package • Media flow-through port • 1,78 mm [0.070 in] diameter or 5,0 mm [0.200 in] diameter flow path with minimal dead space • Operable after exposure to frozen conditions • Choice of termination for gage sensors

Benefits: Gage pressure sensing performance in miniature package with enhanced reliability. Sensing technology designed to use specialized piezoresistive micro-machined sensing element. Low power, non-amplified, non-compensated Wheatstone bridge circuit design often provides inherently stable mV outputs. 2 mA constant current excitation significantly reduces sensitivity shift over temperature. May be used to measure vacuum or positive pressure in potential medical and environmental applications.

26PC Flow-Through Series.

Features: Calibrated and temperature compensated • Miniature package • Media flow-through port • 1,78 mm [0.070 in] diameter or 5,0 mm [0.200 in] diameter flow path with minimal dead space • Operable after exposure to frozen conditions • Choice of termination for gage sensors

Benefits: Gage pressure sensing performance in miniature package with enhanced reliability. Sensing technology designed to use specialized piezoresistive micro-machined sensing element. Low power, non-amplified, non-compensated Wheatstone bridge circuit design often provides inherently stable mV outputs. 2 mA constant current excitation significantly reduces sensitivity shift over temperature. May be used to measure vacuum or positive pressure in potential medical and environmental applications.

Warranty/Remedy

Honeywell warrants goods of its manufacture as being free of defective materials and faulty workmanship during the applicable warranty period. Honeywell's standard product warranty applies unless agreed to otherwise by Honeywell in writing; please refer to your order acknowledgment or consult your local sales office for specific warranty details. If warranted goods are returned to Honeywell during the period of coverage, Honeywell will repair or replace, at its option, without charge those items that Honeywell, in its sole discretion, finds defective. **The foregoing is buyer's sole remedy and is in lieu of all other warranties, expressed or implied, including those of merchantability and fitness for a particular purpose. In no event shall Honeywell be liable for consequential, special, or indirect damages.**

While Honeywell may provide application assistance personally, through our literature and the Honeywell web site, it is buyer's sole responsibility to determine the suitability of the product in the application.

Specifications may change without notice. The information we supply is believed to be accurate and reliable as of this writing. However, Honeywell assumes no responsibility for its use.

For more information

Honeywell Sensing and Internet of Things services its customers through a worldwide network of sales offices and distributors. For application assistance, current specifications, pricing or the nearest Authorized Distributor, visit sensing.honeywell.com or call:

Asia Pacific	+65 6355-2828
Europe	+44 (0) 1698 481481
USA/Canada	+1-800-537-6945

Honeywell Sensing and Internet of Things

9680 Old Bailes Road
Fort Mill, SC 29707

www.honeywell.com
sensing.honeywell.com

008152-20-EN | 20 | 10/17
Copyright © 2017 Honeywell International Inc.

Honeywell