



## NEW PRODUCT HIGHLIGHT

### DR22 SERIES DIN RAIL MOUNT SOLID STATE RELAYS

# NOVA22

Sensata | Crydom Nova22 DR22 Series DIN Rail Mount Solid State Relays offer exceptional performance in a 22.5mm industrial package. This innovative design couples great power density with a unique range of terminal options and configurations, making the Nova22 family of products one of the most versatile solutions in the market.

The DR22 Series DIN Rail Mount SSRs are available in versions with AC or DC output and with ratings from 20 up to 35 Amps, making them suitable for a wide range of heating, motion, power and lighting control applications.

#### FEATURES

- Ratings up to 35 Amps at 600 VAC or 30 Amps at 200 VDC
- Built-in overvoltage transient protection on AC models
- Zero voltage or instantaneous turn-on output (AC output models)
- C-UL-US and TUV approved, CE & RoHS compliant
- Wide 4-32 VDC control input (AC input available on selected AC models)
- 1 kHz maximum PWM frequency (DC output models)

#### IP20 HOUSING

Touch-safe terminals for added safety

#### ID TAG MARKER

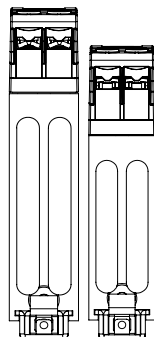
Space for ID marker allows easy identification when installed next to other DIN Rail mount devices

#### INTEGRATED OUTPUT PROTECTION

Built-in overvoltage protection provides greater reliability

#### LOW-PROFILE VERSION

Now available in a version with cost-effective TRIAC output and low-profile heatsink which allows to reduce cost and control panel depth



#### HIGH I<sup>2</sup>t OUTPUT

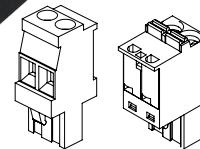
A version with high I<sup>2</sup>t (8320 A<sup>2</sup>s) is available which can be used with circuit breakers

#### SHOCK & VIBRATION RESISTANT

Suitable for applications that are subject to high levels of shock and vibration

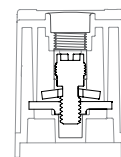
#### VERSATILE CONNECTION

Option of screws or spring cage input connector terminals for quick and easy installation



#### INNOVATIVE ELEVATOR SCREW

Optional "Elevator" screw output terminals designed to allow for the use of ring or lug terminals in an IP20 housing



RELAY CONFIGURATION

CONTACTOR CONFIGURATION

## ORDERING OPTIONS

	<b>DR22</b>	<b>60</b>	<b>A</b>	<b>20</b>	<b>V</b>	<b>R</b>	<b>J</b>
<b>Series</b>							
<b>DR22</b>							
<b>Operating Voltage</b>							
<b>20:</b> 1-200 VDC							
<b>24:</b> 24-280 VAC (Low-profile version)							
<b>60:</b> 48-600 VAC							
<b>Control Voltage</b>							
<b>A:</b> 90-280 VAC/VDC (600 VAC Output only)							
<b>D:</b> 4-32 VDC							
<b>3-32 VDC</b> (280 VAC Output)							
<b>Rated Load Current</b>							
<b>20:</b> 20 Amps							
<b>30:</b> 30 Amps							
<b>35:</b> 35 Amps [High I <sup>2</sup> t] (600 VAC Output only)							
<b>Terminal Layout</b>							
<b>U:</b> Relay Configuration							
<b>V:</b> Contactor Configuration, Standard screw (600 VAC Output only)							
<b>W:</b> Contactor Configuration, Elevator screw (600 VAC Output only)							
<b>Switching Type</b>							
<b>Blank:</b> Zero Voltage Turn-On (AC Output only)							
<b>R:</b> Instantaneous Turn-On (AC Output only)							
<b>Input Connector</b>							
<b>Blank:</b> Screw Terminal							
<b>J:</b> Spring Terminal (V and W suffixes only)							

— Required for valid part number  
 □ For options only and not required for valid part number

## APPLICATIONS

- Industrial ovens
- Plastic injection molding equipment
- Packaging equipment
- Professional cooking equipment
- Lighting control
- HVAC&R
- Access control
- Transportation



## CONTACT US

**Americas**  
 +1 (877) 502 5500 – Option 2  
 sales.crydom@sensata.com

**Europe, Middle East & Africa**  
 +44 (1202) 416170  
 ssr-info.eu@sensata.com

**Asia Pacific**  
 sales.isasia@list.sensata.com

China +86 (21) 2306 1500  
 Japan +81 (45) 277 7117  
 Korea +82 (31) 601 2004  
 India +91 (80) 67920890  
 Rest of Asia +886 (2) 27602006 ext 2808