

GTS 0.64 SERIES



GTS 0.64
Female & Male Terminals

BENEFITS

- Stable contact force with high performing copper alloy
- Proven reliability in door-to-body connection system

FEATURES

- Clean body design to go through a mat seal
- Easy and smooth insertion through mat seals



AVAILABLE CONFIGURATIONS

Terminal Construction	Two-piece
Locking Mechanism	Tangless / Lanceless
Crimp Validated to	SsangYong, Ferrari, RSA, PSA
Blade Size (mm)	0.64
Wire Gage Range (AWG)	22 - 18
Wire Gage Range (mm ²)	0.22 - 0.85
Genders	Female, Male
Sealing Options	Unsealed, Mat Sealed
Plating Options	Sn, Au
Mating Tab Dimension (mm)	0.64 x 0.64




TECHNICAL CHARACTERISTICS

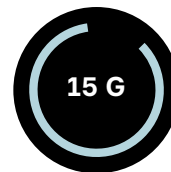
Contact Resistance	< 6 mΩ
Contact Mating Force	< 3 N
Contact Unmating Force	< 0.5 N
Mating Cycles	20
Cavity Pullout Force	> 80 N
Center Line Spacing	2.5 mm



MAX
TEMP



MAX
VIBRATION



MAX CURRENT
AT 23°C



APPLICATIONS

EMS (Engine Management System)

See back page for representative part numbers and packaging dimensions.

About Aptiv

Aptiv is a global technology company that develops safer, greener and more connected solutions enabling the future of mobility.

Visit aptiv.com →



Type	Sealing	Gender	Plating	Wire size range (AWG)	Wire size range (mm ²)	Part number
GTS-1*	Unsealed	F	Sn	24 - 22	0.22 - 0.35	13955989
GTS-1*	Unsealed	F	Sn	20	0,5	13648598
GTS-1*	Unsealed	F	Sn	18	0.75 - 0.85	13768627
GTS-3	Unsealed	F	Sn	24 - 22	0.22 - 0.35	33500712
GTS-3	Unsealed	F	Sn	20	0,5	33502051
GTS-3	Unsealed	F	Sn	18	0.75 - 0.85	33500713
GTS-3	Unsealed	M	Sn	24 - 22	0.22 - 0.35	33510990
GTS-3	Unsealed	M	Au	24 - 22	0.22 - 0.35	33285109

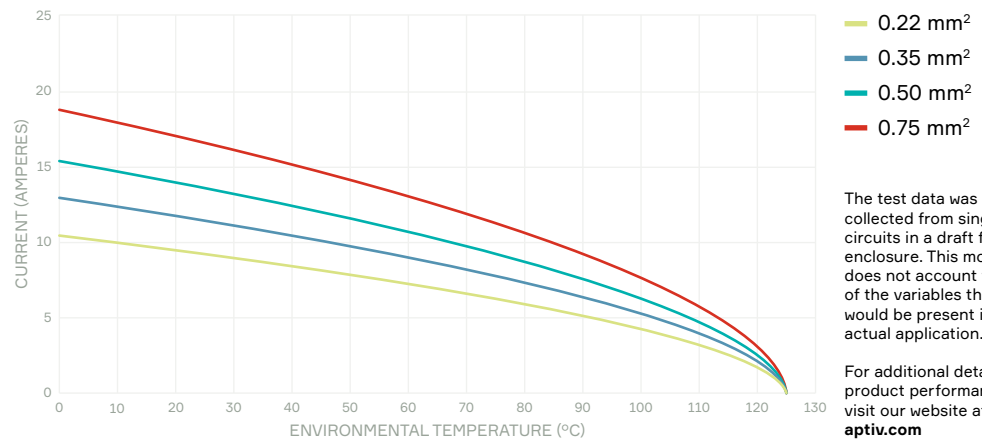
* CMC application

DERATING CURVE

Cable range: 0.22 - 0.85 mm²
 Crimp method: Standard
 Contact plating: Sn
 Test method: Single circuit in free air*
 Mated to: GTS 0.64 male terminals 0.22 - 0.35 mm²

* For reference only

One terminal loaded, in housing wire-to-wire configuration



The test data was collected from single circuits in a draft free enclosure. This model does not account for all of the variables that would be present in an actual application.

For additional detailed product performance, visit our website at aptiv.com

COMPATIBLE WITH



Part numbers, specifications, dimensions and performance data in this document are for general references only and are subject to change without notice. To verify product information, please contact an Aptiv representative.

CS-SP113-GTS-En0221

• **APTIV** •

aptiv.com | © 2021 Aptiv. All rights reserved