


# CTS 1.5 UNSEALED SERIES



CTS 1.5 Unsealed  
Female & Male Terminals

## BENEFITS

- Compatible with industry standard cavities
- Robust terminal design with several design features providing perfect electrical function for two different tab thicknesses in one part
- 100 % vision controlled manufacturing

## FEATURES

- Usable for tab thicknesses of 0.6 mm and 0.8 mm
- Protected mating area
- Two-tang primary lock
- Stainless steel spring
- High pre-loaded contact area



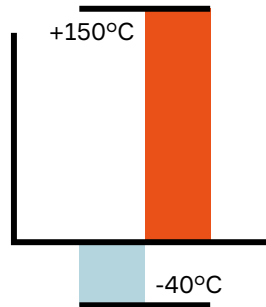
## AVAILABLE CONFIGURATIONS

Terminal Type	Box & Blade
Locking Mechanism	Tanged / Lanced
Crimp Validated to	LV 214
Blade Size (mm)	1.5
Wire Gage Range (AWG)	28 - 16
Wire Gage Range (mm <sup>2</sup> )	0.08 - 1.5
Genders	Female, Male (TTS)
Sealing Options	Unsealed
Plating Options	Sn, Au

See back page for representative part numbers and packaging dimensions.



## TEMPERATURE



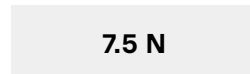
## VIBRATION



## MAX CURRENT



## CONTACT MATING FORCE



with 0.8 mm steel tab

with 1.5 mm<sup>2</sup>

## About Aptiv

Aptiv is a global technology company that develops safer, greener and more connected solutions enabling the future of mobility.

Visit [aptiv.com](https://www.aptiv.com) →



Sealing	Gender	Plating	Wire size range (AWG)	Wire size range (mm <sup>2</sup> )	Part number	Other available platings
Unsealed	F	Sn	28 - 26	0.08 - 0.18	13819159	Au
Unsealed	F	Sn	24 - 22	0.22 - 0.35	15432237	Au
Unsealed	F	Sn	20 - 16	0.5 - 1.0	15432235	Au
Unsealed	F	Sn	16	1.0 - 1.5	15432233	Au
Unsealed	M	Sn	28 - 26	0.08 - 0.18	13733481	Au
Unsealed	M	Sn	24 - 22	0.22 - 0.35	15396711	Au
Unsealed	M	Sn	20 - 16	0.5 - 1.0	15396712	Au
Unsealed	M	Sn	16	1.0 - 1.5	15482337	Au
Unsealed	M	Sn	(2)22 - (2)20	(2)0.35 - (2)0.50	15396713	Au

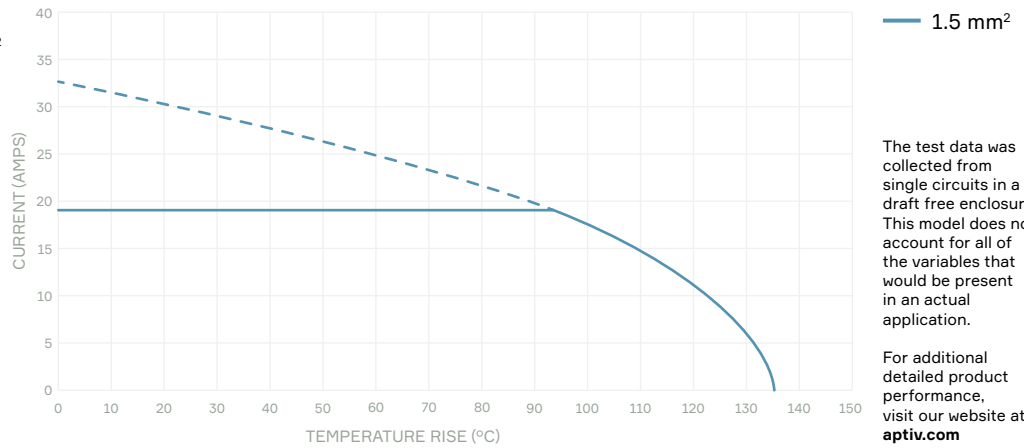
Please, contact an Aptiv representative for the full part number list.

## DERATING CURVE

Aptiv taxi: 15432239  
 Cable range: 0.08 - 1.5 mm<sup>2</sup>  
 Crimp method: Standard  
 Contact plating: Sn  
 Test method: Single circuit in free air\*  
 Mated to: CTS 1.5 male terminals

\* For reference only

Determined with tab, size 1.5 mm x 0.8 mm, tin plated



The test data was collected from single circuits in a draft free enclosure. This model does not account for all of the variables that would be present in an actual application. For additional detailed product performance, visit our website at [aptiv.com](http://aptiv.com)

## COMPATIBLE WITH



Part numbers, specifications, dimensions and performance data in this document are for general references only and are subject to change without notice. To verify product information, please contact an Aptiv representative.

CS-SP99-CTS-En1019