

Technical data sheet

Power supply · Compact Economy, 120 W

Primary switchmode power supply, PFC, Single-phase

Input: wide-range input AC 85–264 V, DC 110–345 V

Output: DC 24 V, 5 A



Identification

Type	CPSB1-120-24E
Part No.	723500

Product version

Datasheet version	01
-------------------	----

Input

Number of phases	1
Rated voltage U_N	AC 120/240 V
Operation voltage range	AC 85–264 V / DC 110–345 V
Frequency range	47 Hz – 63 Hz
Rated current I_N	2.1 A @ AC 120 V / 1.2 A @ AC 240 V
Inrush current	≤ 30 A / 0.72 A ² s
Internal fuse	T3,15 A / AC 250 V
External protection	Mini-circuit breaker: C 6 A / Fusible link: T 10 A
Power factor correction P.F.C.	>0.6

Output

Output voltage/current	DC 24 V/5 A
Rated voltage U_N	DC 24 V
Rated current I_N	5 A
Max. output current	7 A, 5 s
Power Dissipation	<18 W
Setting range $U_{out\ min.}/U_{out\ max.}$	DC 23–28 V
Load regulation	<1 %

United Kingdom: LÜTZE Ltd.

Unit 3, Sandy Hill Park
Sandy Way, Amington • GB-Tamworth, Staffs B77 4DU
Tel. +44 (0)1827 31333-0
www.lutze.com • sales.gb@lutze.co.uk

Germany: Friedrich Lütze GmbH

Postfach 12 24 (PLZ 71366) • Bruckwiesenstraße 17-19 • D-71384 Weinstadt
Tel. +49 (0)7151 6053-0
www.luetze.de • info@luetze.de

04.09.2024 • Subject to technical modification

Part No. [723500](#) • Datasheet version: 01

page 1 of 4

Technical data sheet

Power supply · Compact Economy, 120 W

Ripple and noise	<60 mV
Hold up time	>20 ms @ AC 120 V / 50 ms @ AC 230 V
Parallel / redundant mode	Yes/via external decoupling diode e.g. 722999
Efficiency	>87 %
Overtemperature protection	Yes
Over voltage protection	≥DC 33 V
Short circuit	Hiccup Mode

Status indication

Status indication DC ON LED green	≥21.6 V
Status indication DC LOW LED red	≤21.6 V

Monitoring

DC ON Control (Rdy)	N/O contact
Switching voltage	AC 300 V / DC 150 V
Switching current	AC/DC 1 A
Switching capacity	300 VA / 30 W
Isolation voltage	AC 500 V

General

Insulation voltage input / output	DC 4.2 kV
Insulation voltage input / ground	DC 2.2 kV
Insulation voltage output / ground	DC 750 V
Derating	>60 °C: -2.4 W/°C
Cooling	Air convection, 50 mm distance top/bottom, 20 mm side
Housing material	Aluminum
Mounting	DIN rail mountable TS35 (EN 60715)
Installation position	Vertical
Degree of protection	IP20 (IEC 529 / EN 60529)
Protection class	I
Weight/unit	0.45 kg
Connection type	Screw terminal Plug-in 0.20 mm ² – 2.5 mm ² AWG 24 – AWG 14
Strip length	6.0 mm / 0.24 in
Screwdriver	3,0 × 0,5 mm
Tightening torque	0.5 – 0.6 Nm / 4.42 – 5.30 lbf in
Connection type	Connector with screws: 2.5 mm ² (AWG 24–12)
Dimensions (w × h × d)	40.0 mm × 115.0 mm × 110.0 mm
PU (units)	1

General ambient conditions

Operation temperature range	-40 °C ... +70 °C (UL approved up to +60 °C)
-----------------------------	--

Technical data sheet

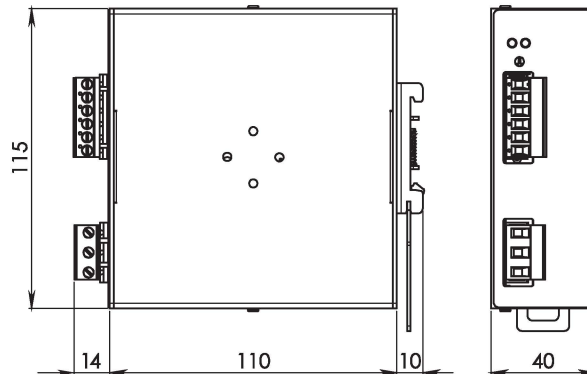
Power supply · Compact Economy, 120 W

Storage temperature range	-40 °C ... +80 °C
Over voltage category	III
Degree of pollution	2
Relative air humidity	5 – 95 % RH, non-condensing

Certifications/Standards

Certifications	CE UKCA cULus (E249179)
Standards	UL 508 IEC/EN 61010-1 IEC/EN 61010-2-201 IEC/EN 60950 EN 55011 (CISPR11) Class A EN 55022 (CISPR22) Class A EN 61000-4-2 Level 3 EN 61000-4-3 Level 3 EN 61000-4-4 Level 3 EN 61000-4-5 Level 3 EN 61000-4-11 Level 2 IEC 60068-2-6 (Vibration sinusoidal), 5-17.8 Hz: ± 1.6 mm, 17.8-500 Hz: 2 g 2 hours / axis (X,Y,Z) IEC 60068-2-27 (Shock), 30 g 6 ms, 20 g 11 ms, 3 bumps / direction, 18 bumps total

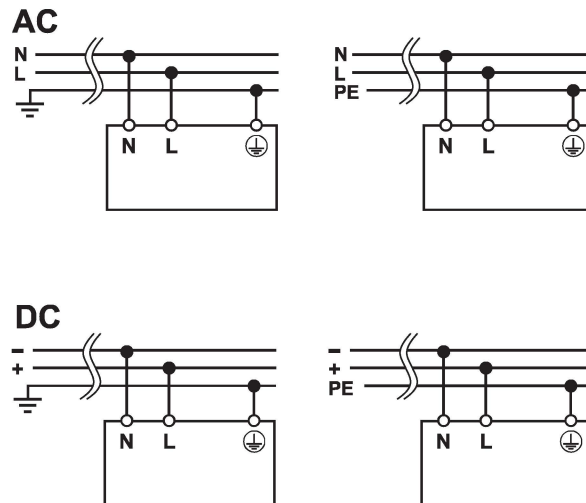
Dimensions



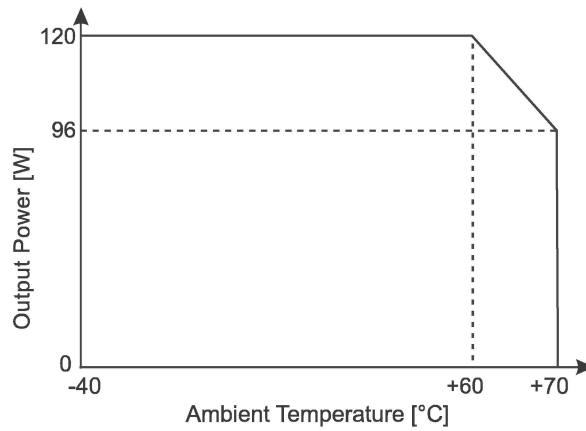
Technical data sheet

Power supply · Compact Economy, 120 W

PIN assignment



Derating



Short circuit characteristics

Hiccup

