

# Hermetic MIL-DTL-38999, Series I LJT, II JT, III TV

## Insert Availability and Identification Chart

Series	Series	Series	Military	Hermetic			Service Rating	Total Contacts	22D	22M	22	20	16	12
				Class H	Class Y	TV*								
<b>JT II</b>	<b>LJT I</b>	<b>TV III</b>	<b>III</b>											
8-3■				P	P		M	3				3		
8-6				P	P		M	6	6					
8-35				P	P		M	6	6					
8-44	9-6			P	P		M	6						
8-98	9-35	9-35	A35	P	P	P	M	4			4			
	9-98	9-98	A98	P	P	P	I	3				3		
	11-2*	11-2*	B2	P**			I	2					2	
10-4							I	4				4		
10-5	11-4	11-4					I	4				4		
10-13	11-5	11-5	B5	P	P	P	I	5				5		
10-35	11-13			P	P		M	13	13					
10-98	11-35	11-35	B35	P	P	P	M	13	13					
10-99	11-98	11-98	B98	P	P	P	I	6				6		
	11-99	11-99	B99	P	P	P	I	7				7		
12-3				P	P		II	3					3	
12-4				P	P		I	4					4	
12-8	13-4*	13-4*	C4	P	P	P	I	8				8		
12-22	13-8	13-8	C8	P	P	P	I	8				8		
12-35	13-22			P	P		M	22	22					
12-98	13-35	13-35	C35	P	P	P	M	22	22					
14-5	13-98	13-98	C98	P	P	P	I	10				10		
14-15	15-5						II	5					5	
14-18	15-15	15-15	D15	P	P	P	I	15				14	1	
14-35	15-18	15-18	D18	P	P	P	I	18				18		
14-37	15-19	15-19	D19	P	P	P	I	19				19		
14-68■	15-35	15-35	D35	P	P	P	M	37	37					
14-97	15-37			P	P		M	37	37					
16-6	15-97	15-97	D97	P	P	P	I	12				8	4	
16-8	17-6	17-6	E6	P	P	P	I	6						6
16-13	17-8*	17-8*	E8	P	P	P	II	8					8	
16-26	17-13						I	13					13	
16-35	17-26	17-26	E26	P	P	P	I	26				26		
16-55	17-35	17-35	E35	P	P	P	M	55	55					
16-99	17-55			P	P		M	55	55					
18-11	17-99	17-99	E99	P	P		I	23				21	2	
18-32	19-11*	19-11*	F11	P	P	P	II	11					11	
18-35	19-32	19-32	F32	P	P	P	I	32				32		
18-66	19-35	19-35	F35	P	P	P	M	66	66					
	19-66			P	P		M	66	66					

- P Available with Pin contacts only
- Not Mil-Qualified.
- \* Hermetic inserts - solder termination standard. (Contact Amphenol Aerospace for optional PCB or eyelet termination).
- \* Ground plane proprietary option available. (2) Pin inserts only, not tooled for RP or O2RE (Consult Amphenol Aerospace for availability)

38999 III  
38999 II  
38999 I

SJT

Aquacon

2M

83723

26482

26500

# Hermetic MIL-DTL-38999, Series I LJT, II JT, III TV

## Insert Availability and Identification Chart

Series	Series	Series	Military	Hermetic			Service Rating	Total Contacts	22D	22M	22	20	16	12
				Class H	Class Y	TV*								
<b>JT II</b>	<b>LJT I</b>	<b>TV III</b>	<b>III</b>	P	P		M	79	79					
20-1	21-1			P	P									
20-11	21-11*	21-11*	G11				I	11						11
20-16	21-16*	21-16*	G16	P	P	P	II	16					16	
20-35	21-35	21-35	G35	P	P	P	M	79	79					
20-39	21-39	21-39	G39	P	P	P	I	39				37	2	
20-41	21-41	21-41	G41	P	P	P	I	41				41		
22-1	23-1			P	P		M	100	100					
22-2	23-2			P	P		M	85		85				
22-21	23-21*	23-21*	H21	P	P	P	II	21					21	
22-32				P	P		I	32				32		
22-35	23-35	23-35	H35	P	P	P	M	100	100					
22-53■	23-53	23-53	H53	P	P	P	I	53				53		
22-55	23-55	23-55	H55	P	P	P	I	55				55		
24-1	25-1			P	P		M	128	128					
24-4	25-4	25-4	J4	P	P	P	I	56				48	8	
24-19■	25-19*	25-19*	J19	P	P	P	I	19						19
24-24	25-24*	25-24*	J24	P	P		I	24					12	12
24-35	25-35	25-35	J35	P	P	P	New M	128	128					
24-61	25-61	25-61	J61	P	P	P	I	61				61		

P Available with Pin contacts only  
 ■ Not Mil-Qualified.

\* Hermetic inserts - solder termination standard. (Contact Amphenol Aerospace for optional PCB or eyelet termination).

\* Ground plane proprietary option available. (2) Pin inserts only, not tooled for RP or O2RE (Consult Amphenol Aerospace for availability)

38999 III

38999 II

38999 I

SJT

Aquacon

2M

83723

26482

26500

# Hermetic MIL-DTL-38999, Series I LJT, II JT, III TV

## Insert Arrangements

Front face of pin inserts illustrated

Shell Size &  
Insert Arr. for:

**Series II JT**

**Series I LJT**

**Series III TV**

Service Rating

# of Contacts

Contact Size

<b>8-3</b>	<b>8-6</b>	<b>8-35</b>	<b>8-44</b>	<b>8-98</b>				
<b>9-3</b>	<b>9-6</b>	<b>9-35</b>	<b>9-44</b>	<b>9-98</b>	<b>11-2</b>	<b>11-4</b>	<b>11-5</b>	<b>11-13</b>
		<b>9-35</b>		<b>9-98</b>	<b>11-2</b>	<b>11-4</b>	<b>11-5</b>	
M	M	M	M	I	I	I	I	M
3	6	6	4	3	2	4	5	13
20	22M	22D	22	20	16	20	20	22M

Shell Size &  
Insert Arr. for:

**Series II JT**

**Series I LJT**

**Series III TV**

Service Rating

# of Contacts

Contact Size

<b>10-35</b>	<b>10-98</b>	<b>10-99</b>	<b>12-3</b>	<b>12-4</b>	<b>12-8</b>	<b>12-22</b>	<b>12-35</b>
<b>11-35</b>	<b>11-98</b>	<b>11-99</b>	<b>13-3</b>	<b>13-4</b>	<b>13-8</b>	<b>13-22</b>	<b>13-35</b>
<b>11-35</b>	<b>11-98</b>	<b>11-99</b>		<b>13-4</b>	<b>13-8</b>		<b>13-35</b>
M	I	I	II	I	I	M	M
13	6	7	3	4	8	22	22
22D	20	20	16	16	20	22M	22D

Shell Size &  
Insert Arr. for:

**Series II JT**

**Series I LJT**

**Series III TV**

Service Rating

# of Contacts

Contact Size

<b>12-98</b>	<b>14-5</b>	<b>14-15</b>	<b>14-18</b>	<b>14-19</b>	<b>14-35</b>	<b>14-37</b>	<b>14-68</b>
<b>13-98</b>	<b>15-5</b>	<b>15-15</b>	<b>15-18</b>	<b>15-19</b>	<b>15-35</b>	<b>15-37</b>	<b>15-68</b>
<b>13-98</b>	<b>15-5</b>	<b>15-15</b>	<b>15-18</b>	<b>15-19</b>	<b>15-35</b>		
I	II	I	I	I	M	M	I
10	5	14	18	19	37	37	8
20	16	20	20	20	22D	22M	16

Shell Size &  
Insert Arr. for:

**Series II JT**

**Series I LJT**

**Series III TV**

Service Rating

# of Contacts

Contact Size

<b>14-97</b>	<b>16-6</b>	<b>16-8</b>	<b>16-13</b>	<b>16-26</b>	<b>16-35</b>	<b>16-55</b>
<b>15-97</b>	<b>17-6</b>	<b>17-8</b>	<b>17-13</b>	<b>17-26</b>	<b>17-35</b>	<b>17-55</b>
<b>15-97</b>	<b>17-6</b>	<b>17-8</b>		<b>17-26</b>	<b>17-35</b>	
I	I	II	I	I	M	M
8	4	8	13	26	55	55
20	16	16	16	20	22D	22M

HD: High Density HD38999 (use size 23 contacts only)

### CONTACT LEGEND

12	16	20	22	22M	22D	23

38999 III  
38999 II  
38999 I

SJT

Aquacon

2M

83723

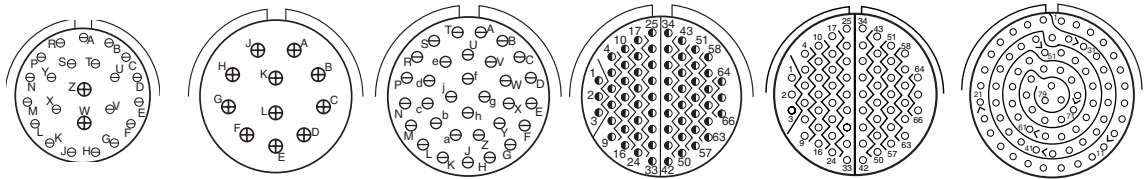
26492

26500

# Hermetic MIL-DTL-38999, Series I LJT, II JT, III TV

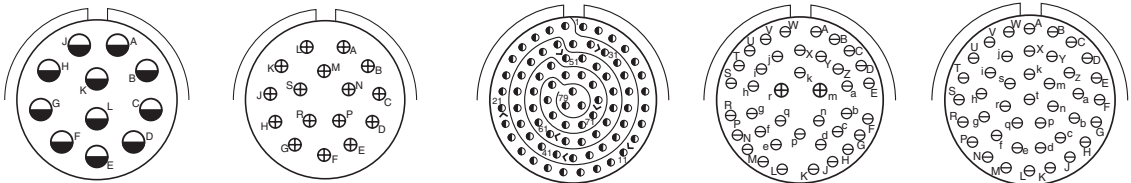
## Insert Arrangements

Front face of pin inserts illustrated



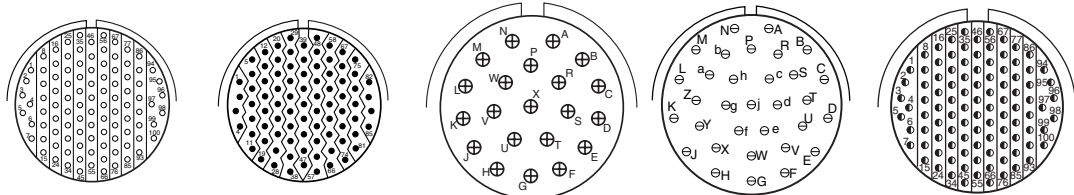
Shell Size & Insert Arrg. for:

<b>Series II JT</b>	<b>16-99</b>	<b>18-11</b>	<b>18-32</b>	<b>18-35</b>	<b>18-66</b>	<b>20-1</b>
<b>Series I LJT</b>	<b>17-99</b>	<b>19-11</b>	<b>19-32</b>	<b>19-35</b>	<b>19-66</b>	<b>21-1</b>
<b>Series III TV</b>	<b>17-99</b>	<b>19-11</b>	<b>19-32</b>	<b>19-35</b>		
Service Rating	I	II	1	M	<b>M</b>	M
# of Contacts	21    2	11	32	66	<b>66</b>	79
Contact Size	20    16	16	20	22D	<b>22M</b>	22M



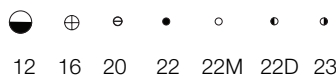
Shell Size & Insert Arrg. for:

<b>Series II JT</b>	<b>20-11</b>	<b>20-16</b>	<b>20-35</b>	<b>20-39</b>	<b>20-41</b>
<b>Series I LJT</b>	<b>21-11</b>	<b>21-16</b>	<b>21-35</b>	<b>21-39</b>	<b>21-41</b>
<b>Series III TV</b>	<b>21-11</b>	<b>21-16</b>	<b>21-35</b>	<b>21-39</b>	<b>21-41</b>
Service Rating	<b>I</b>	II	M	1	I
# of Contacts	<b>11</b>	16	79	37    2	41
Contact Size	<b>12</b>	16	22D	20    16	20



Shell Size & Insert Arrg. for:

<b>Series II JT</b>	<b>22-1</b>	<b>22-2</b>	<b>22-21</b>	<b>22-32</b>	<b>22-35</b>
<b>Series I LJT</b>	<b>23-1</b>	<b>23-2</b>	<b>23-21</b>	<b>23-32</b>	<b>23-35</b>
<b>Series III TV</b>			<b>23-21</b>		<b>23-35</b>
Service Rating	M	M	II	I	M
Number # Contacts	100	85	21	32	100
Contact Size	22M	22	16	20	22D

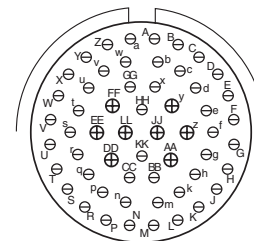
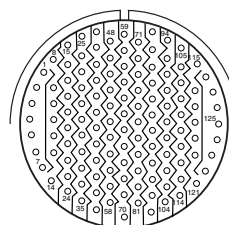
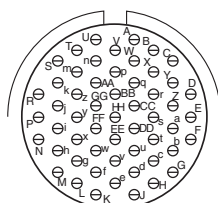
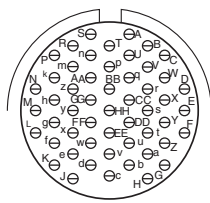


CONTACT LEGEND

# Hermetic MIL-DTL-38999, Series I LJT, II JT, III TV

## Insert Arrangements

Front face of pin inserts illustrated



Shell Size &  
Insert Arr. for:

**Series II JT**

**Series I LJT**

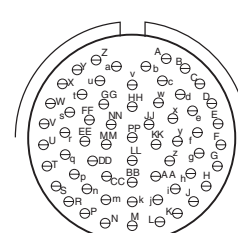
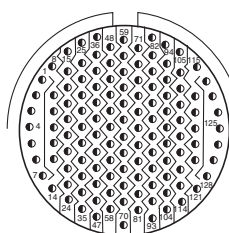
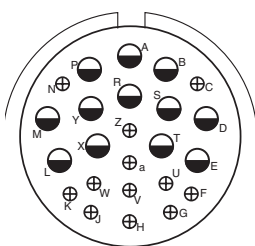
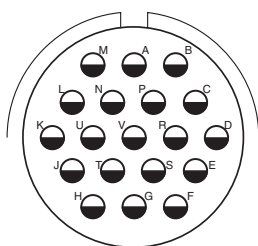
**Series III TV**

Service Rating

# of Contacts

Contact Size

	<b>22-53</b>	<b>22-55</b>	<b>24-1</b>	<b>24-4</b>
	<b>23-53</b>	<b>23-55</b>	<b>25-1</b>	<b>25-4</b>
	<b>23-53</b>	<b>23-55</b>		<b>25-4</b>
	I	I	M	I
	53	55	128	<b>48</b> <b>8</b>
	20	20	22M	<b>20</b> <b>16</b>



Shell Size &  
Insert Arr. for:

**Series II JT**

**Series I LJT**

**Series III TV**

Service Rating

# of Contacts

Contact Size

	<b>24-19</b>	<b>24-24</b>	<b>24-35</b>	<b>24-61</b>
	<b>25-19</b>	<b>25-24</b>	<b>25-35</b>	<b>25-61</b>
	<b>25-19</b>	<b>25-24</b>	<b>25-35</b>	<b>25-61</b>
	I	I	M	I
	<b>19</b>	<b>12</b> <b>12</b>	<b>128</b>	61
	<b>12</b>	<b>16</b> <b>12</b>	<b>22D</b>	20

**HD:** High Density HD38999 (use size 23 contacts only)

**Note:** MS connector 21-75 is supplied with four size 8 twinax contacts. Commercial connector 21-75 is supplied with four size 8 coax contacts. MS connector 21-79 has provision for two size 8 coax contacts. Coax contacts are not supplied unless specified by customers.

CONTACT LEGEND

